

Weekly SLA Customer Report

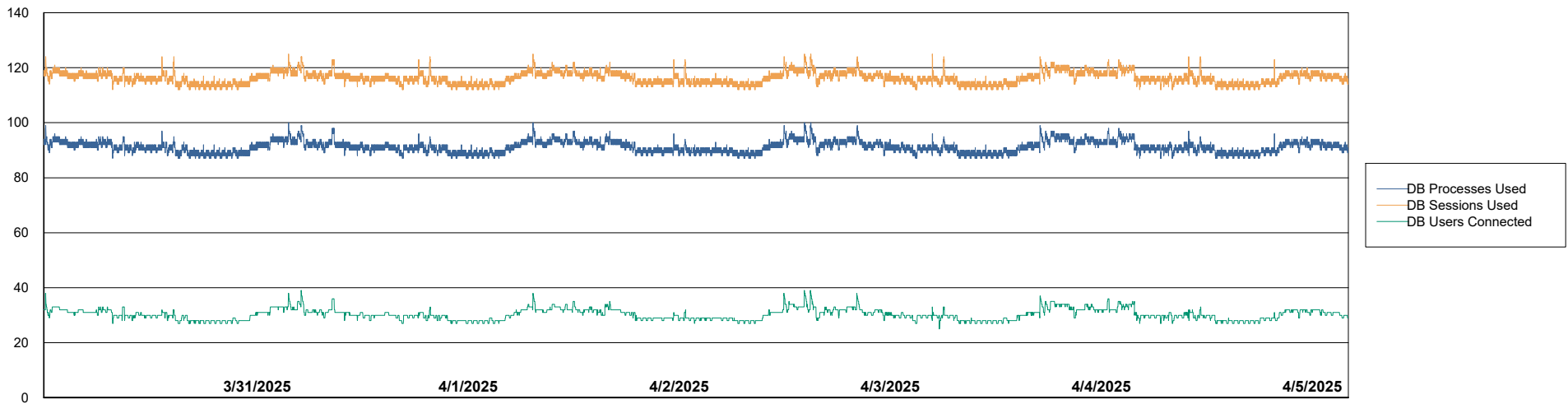
Customer RAS_Production
 Database ID 189



Harddisk Usage RAS_PRD_NEDLIN-ST-APP01

	Free disk space on C: (%)	Total disk space on C: (Gb)	Used disk space on C: (Gb)	Free disk space on D: (%)	Total disk space on D: (Gb)	Used disk space on D: (Gb)	Free disk space on E: (%)	Total disk space on E: (Gb)	Used disk space on E: (Gb)
4/5/2025	25	249	187	17	310	256	64	100	36
4/4/2025	25	249	186	17	310	256	64	100	36
4/3/2025	26	249	185	17	310	256	64	100	36
4/2/2025	26	249	184	17	310	256	63	100	37
4/1/2025	27	249	183	17	310	256	61	100	39
3/31/2025	26	249	185	17	310	256	61	100	39
3/30/2025	26	249	184	17	310	256	60	100	40

Database Performance RAS_PRD_NEDLIN-ST-APP01_ABS1



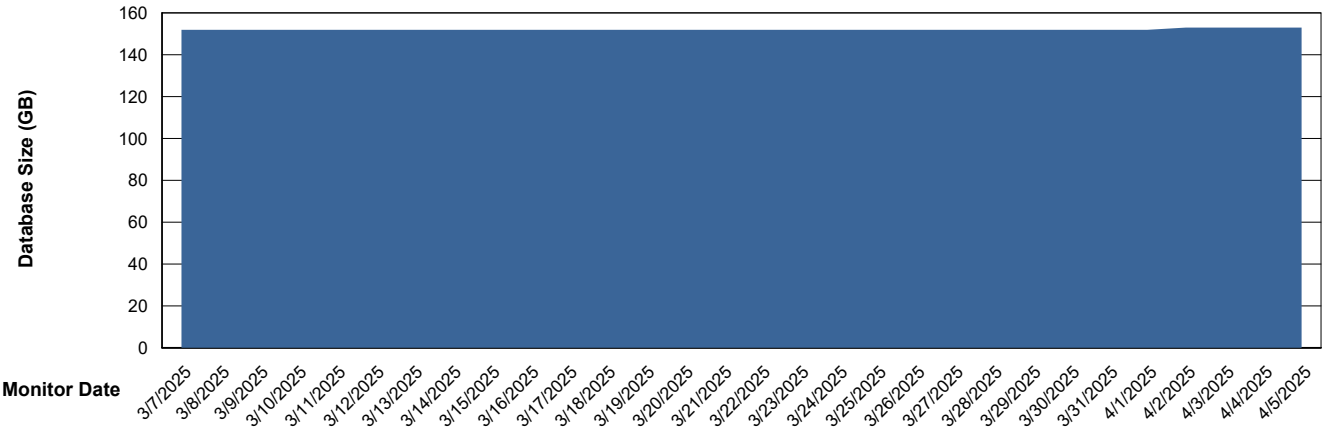
Weekly SLA Customer Report

Customer RAS_Production
 Database ID 189



DATABASE SIZE RAS_PRD_NEDLIN-ST-APP01_ABS1

Database growth over last month



Database Tablespace RAS_PRD_NEDLIN-ST-APP01_ABS1

Date	Tablespace Name	Filesize (Gb)	Usedsize (Gb)	Percentage free
4/5/2025	ABSDATA	60	39	35
	INDX	128	98	23
4/4/2025	ABSDATA	60	39	35
	INDX	128	98	23
4/3/2025	ABSDATA	60	39	35
	INDX	128	98	23
4/2/2025	ABSDATA	60	39	35
	INDX	128	98	23
4/1/2025	ABSDATA	60	39	35
	INDX	128	98	23
3/31/2025	ABSDATA	60	39	35
	INDX	128	98	23
3/30/2025	ABSDATA	60	39	35
	INDX	128	98	23

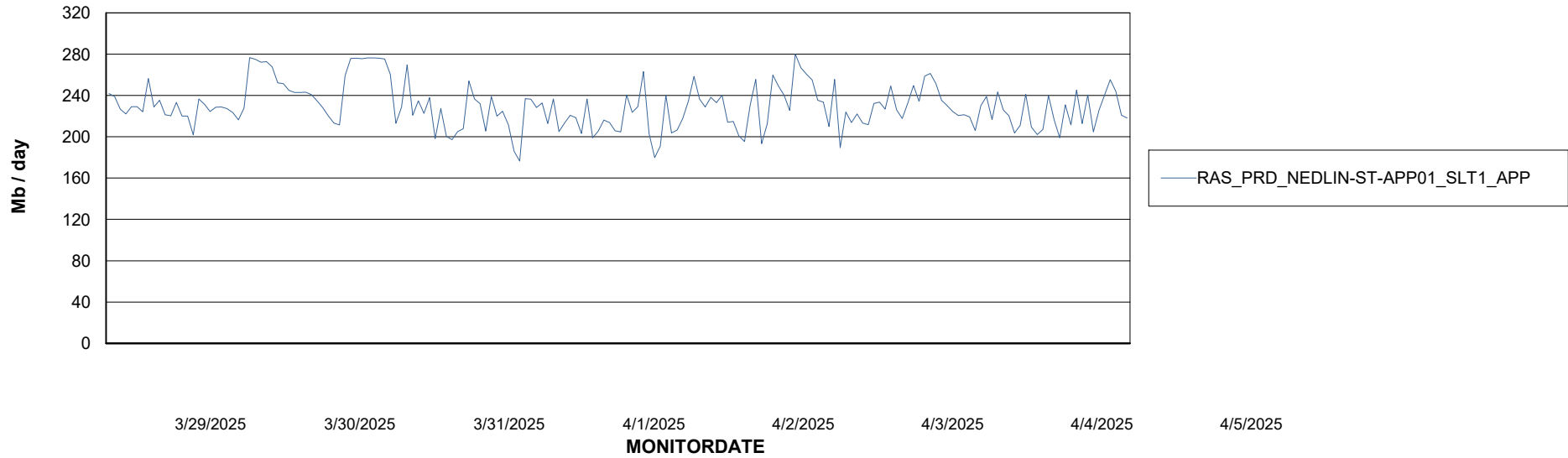
Weekly SLA Customer Report

Customer RAS_Production
Database ID 189

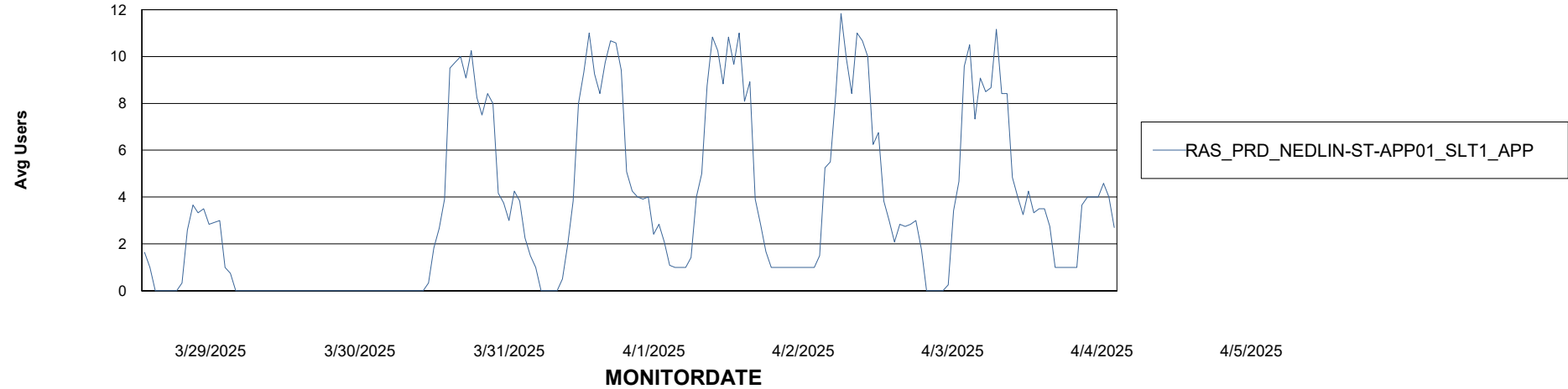


ABSSolute Application Server Services

Avg memory used per ABS Server Service



Avg users per day per ABS server



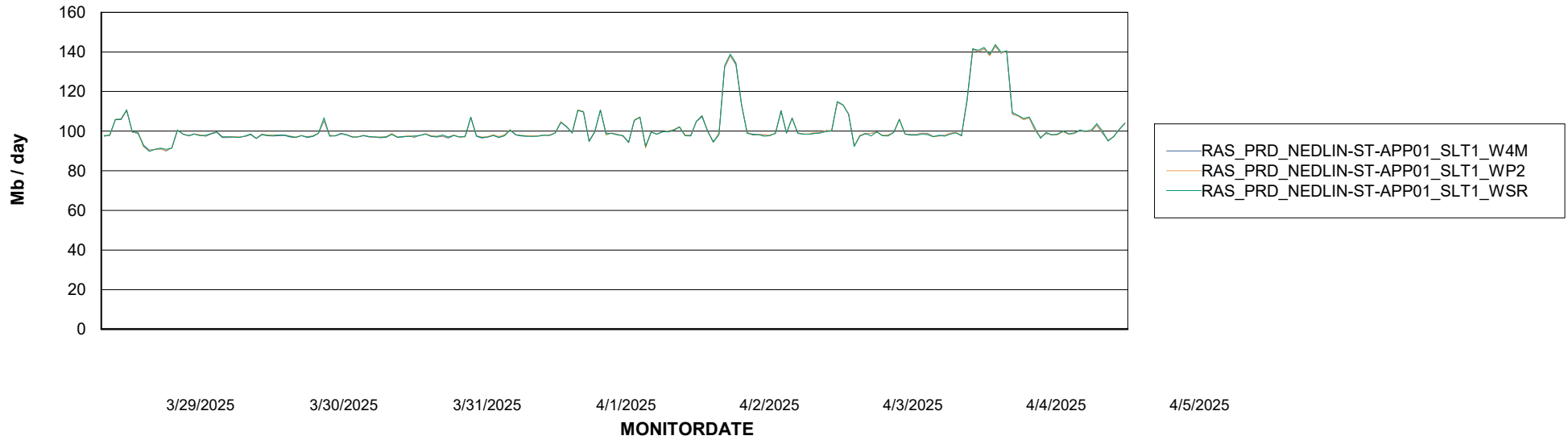
Weekly SLA Customer Report

Customer RAS_Production
Database ID 189



ABSSolute Web Component Services

Avg memory used per ABS Web component



Weekly SLA Customer Report

Customer RAS_Production
Database ID 189



Disaster per ABS component

