

# Weekly SLA Customer Report

Customer LLG\_Production  
Database ID 148



## Harddisk Usage LLG\_ABSAPPS01

	Free disk space on C: (%)	Total disk space on C: (Gb)	Used disk space on C: (Gb)	Free disk space on D: (%)	Total disk space on D: (Gb)	Used disk space on D: (Gb)
4/5/2025	86	500	71	98	393	10
4/4/2025	86	500	71	98	393	10
4/3/2025	86	500	71	98	393	10
4/2/2025	86	500	71	98	393	10
4/1/2025	86	500	71	98	393	10
3/31/2025	86	500	71	98	393	10
3/30/2025	86	500	71	98	393	10

## Harddisk Usage LLG\_ABSApps02

	Free disk space on C: (%)	Total disk space on C: (Gb)	Used disk space on C: (Gb)	Free disk space on D: (%)	Total disk space on D: (Gb)	Used disk space on D: (Gb)
4/5/2025	91	500	46	96	393	16
4/4/2025	91	500	46	96	393	16
4/3/2025	91	500	46	96	393	16
4/2/2025	91	500	46	96	393	16
4/1/2025	91	500	46	96	393	16
3/31/2025	91	500	46	96	393	16
3/30/2025	91	500	46	96	393	16

# Weekly SLA Customer Report

Customer LLG\_Production  
 Database ID 148



Harddisk Usage LLG\_ABSBI01

	Free disk space on C: (%)	Total disk space on C: (Gb)	Used disk space on C: (Gb)	Free disk space on D: (%)	Total disk space on D: (Gb)	Used disk space on D: (Gb)
4/5/2025	82	446	80	90	2,681	259
4/4/2025	82	446	79	90	2,681	258
4/3/2025	82	446	79	90	2,681	258
4/2/2025	82	446	78	90	2,681	256
4/1/2025	83	446	78	91	2,681	254
3/31/2025	83	446	77	91	2,681	255
3/30/2025	83	446	77	90	2,681	257

Harddisk Usage LLG\_ABSDB01

	Free disk space on C: (%)	Total disk space on C: (Gb)	Used disk space on C: (Gb)	Free disk space on D: (%)	Total disk space on D: (Gb)	Used disk space on D: (Gb)	Free disk space on E: (%)	Total disk space on E: (Gb)	Used disk space on E: (Gb)
4/5/2025	87	446	56	70	1,605	484	67	1,077	352
4/4/2025	87	446	56	70	1,605	484	67	1,077	351
4/3/2025	87	446	56	70	1,605	484	67	1,077	351
4/2/2025	87	446	56	70	1,605	484	67	1,077	351
4/1/2025	87	446	56	70	1,605	484	67	1,077	351
3/31/2025	87	446	56	70	1,605	484	67	1,077	350
3/30/2025	87	446	56	70	1,605	484	66	1,077	370

# Weekly SLA Customer Report

Customer LLG\_Production  
Database ID 148



Harddisk Usage LLG\_ABSDB02

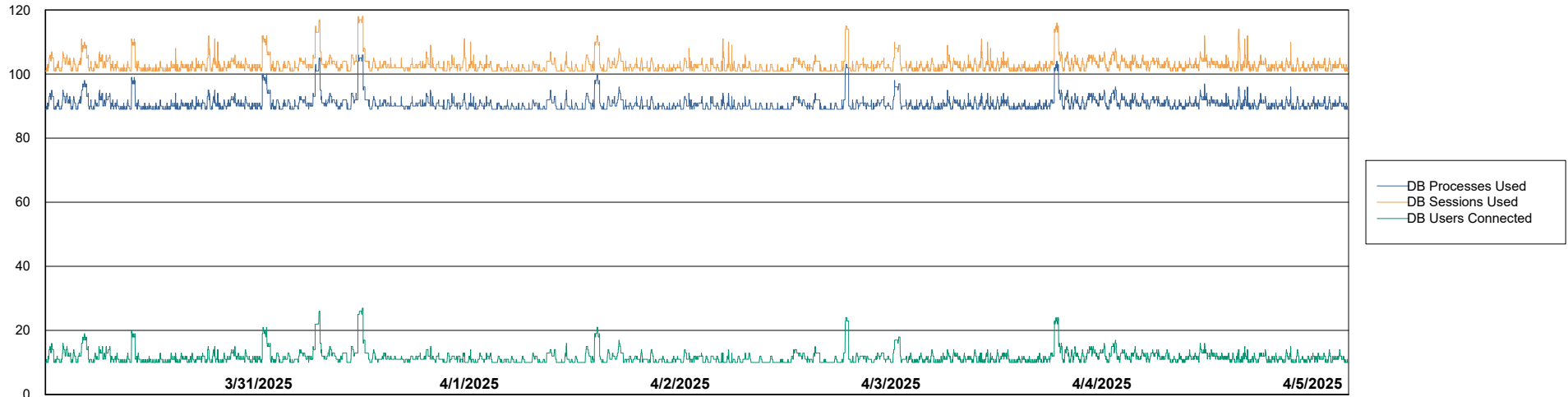
	Free disk space on C: (%)	Total disk space on C: (Gb)	Used disk space on C: (Gb)	Free disk space on D: (%)	Total disk space on D: (Gb)	Used disk space on D: (Gb)	Free disk space on E: (%)	Total disk space on E: (Gb)	Used disk space on E: (Gb)
4/5/2025	52	446	212	62	1,605	614	99	1,077	8
4/4/2025	52	446	212	62	1,605	614	99	1,077	11
4/3/2025	52	446	212	62	1,605	614	82	1,077	189
4/2/2025	52	446	212	62	1,605	614	83	1,077	187
4/1/2025	52	446	212	62	1,605	614	83	1,077	185
3/31/2025	53	446	207	62	1,605	614	83	1,077	186
3/30/2025	55	446	200	62	1,605	614	97	1,077	35

# Weekly SLA Customer Report

Customer LLG\_Production  
Database ID 148



Database Performance LLG\_ABSBI01\_BI\_PROD\_ABS1

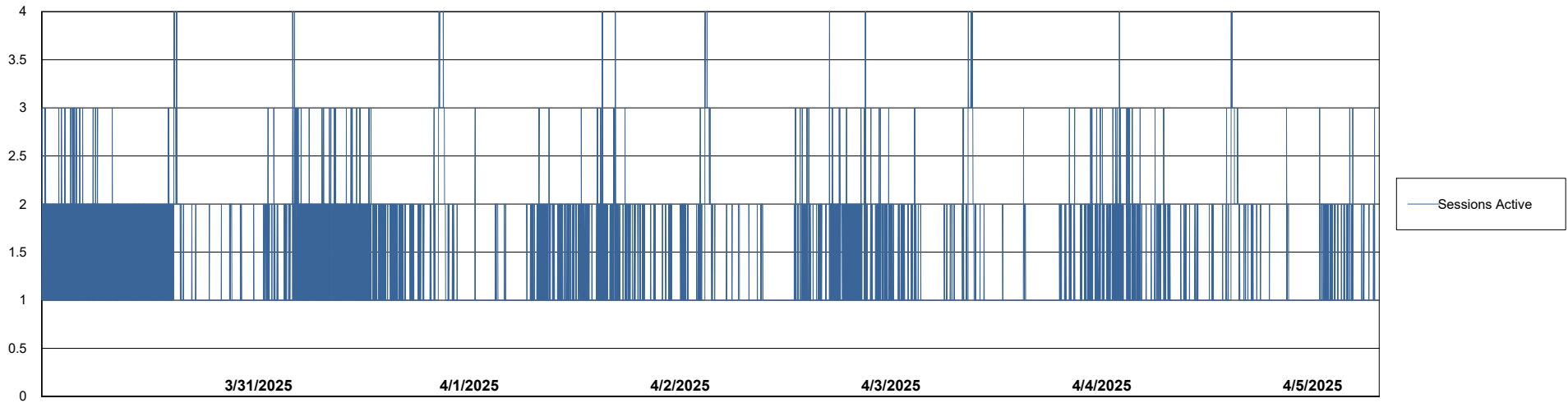
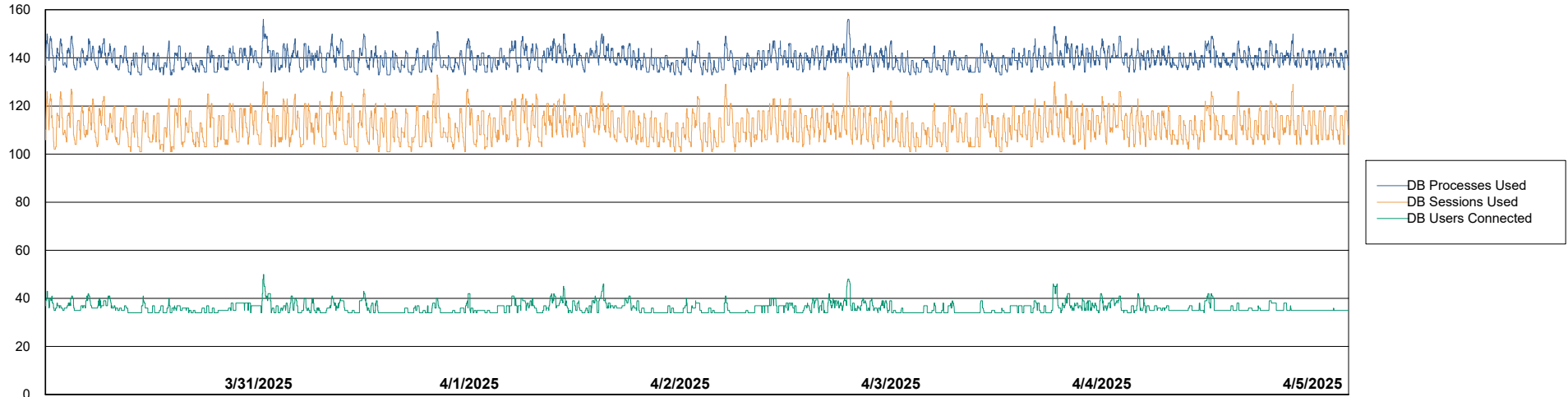


# Weekly SLA Customer Report

Customer LLG\_Production  
Database ID 148



## Database Performance LLG\_ABSDB01\_PROD\_ABS1



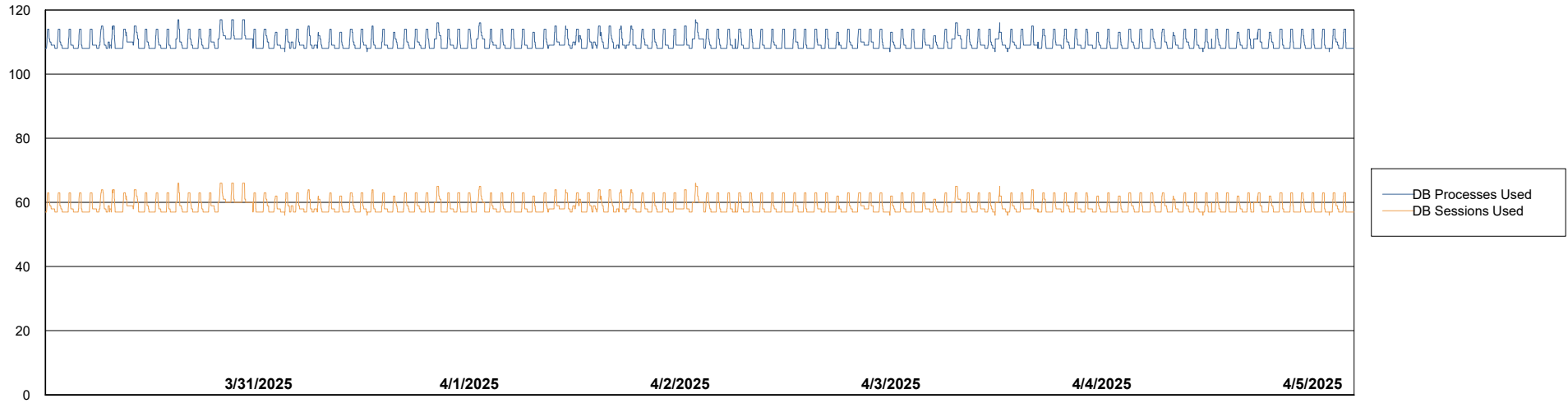
# Weekly SLA Customer Report

Customer LLG\_Production  
Database ID 148



Database Performance LLG\_ABSDB02\_PROD\_HSBABS1

DB Processes Max 0  
DB Processes Max 300  
DB Processes Max 4



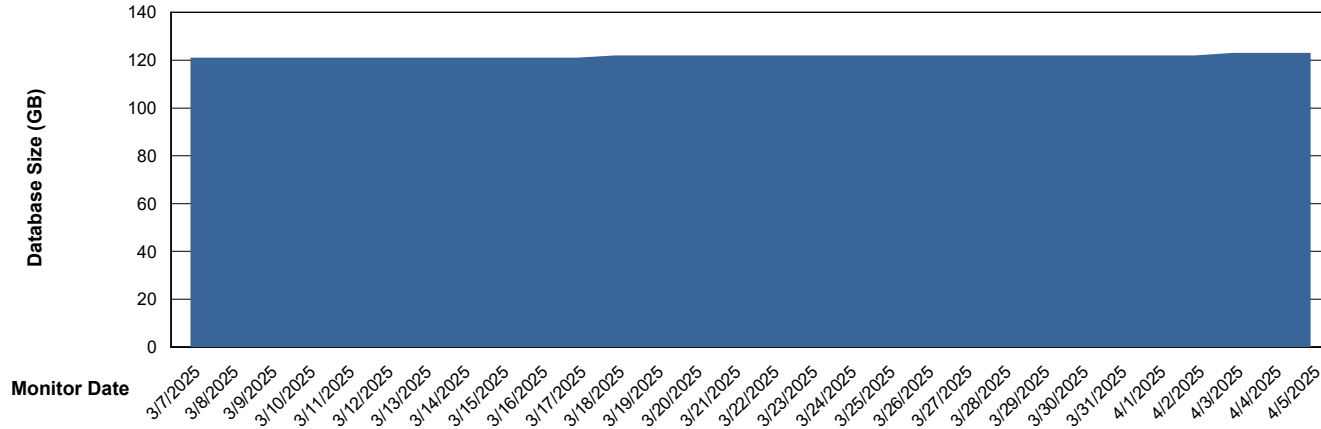
# Weekly SLA Customer Report

Customer LLG\_Production  
Database ID 148



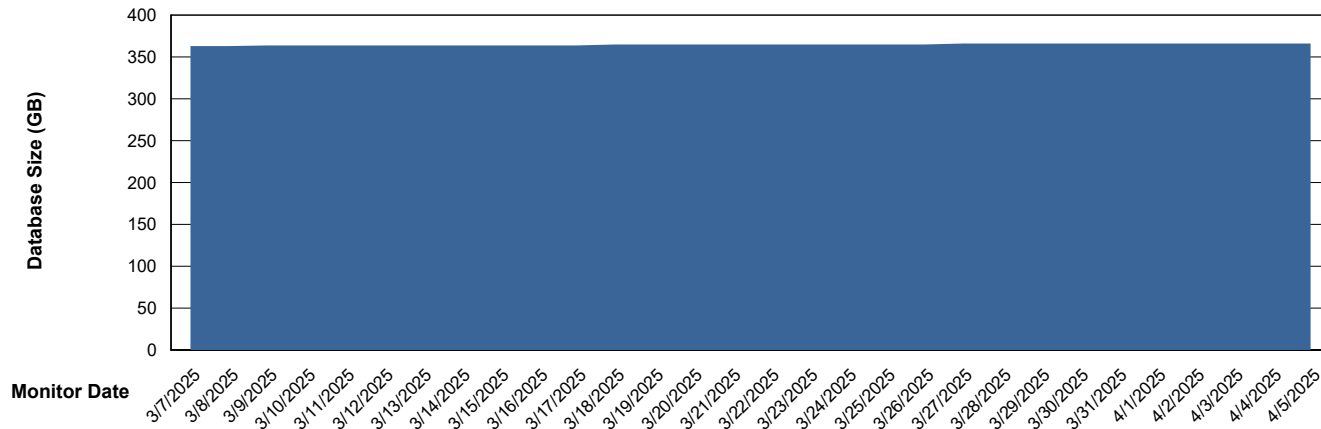
DATABASE SIZE LLG\_ABSBI01\_BI\_PROD\_ABS1

### Database growth over last month



DATABASE SIZE LLG\_ABSDB01\_PROD\_ABS1

### Database growth over last month



# Weekly SLA Customer Report

Customer LLG\_Production  
Database ID 148



Database Tablespace LLG\_ABSBI01\_BI\_PROD\_ABS1

Date	Tablespace Name	Filesize (Gb)	Usedsize (Gb)	Percentage free
4/5/2025	ABSDATA	64	50	22
	INDX	80	64	20
4/4/2025	ABSDATA	64	50	22
	INDX	80	64	20
4/3/2025	ABSDATA	64	50	22
	INDX	80	64	20
4/2/2025	ABSDATA	64	50	22
	INDX	80	64	20
4/1/2025	ABSDATA	64	50	22
	INDX	76	64	16
3/31/2025	ABSDATA	64	50	22
	INDX	76	64	16
3/30/2025	ABSDATA	64	50	22
	INDX	76	64	16

# Weekly SLA Customer Report

Customer LLG\_Production  
 Database ID 148



Database Tablespace LLG\_ABSD01\_PROD\_ABS1

Date	Tablespace Name	Filesize (Gb)	Usedsize (Gb)	Percentage free
4/5/2025	ABSDATA	188	150	20
	INDX	245	201	18
4/4/2025	ABSDATA	188	150	20
	INDX	245	201	18
4/3/2025	ABSDATA	188	150	20
	INDX	245	201	18
4/2/2025	ABSDATA	188	150	20
	INDX	245	201	18
4/1/2025	ABSDATA	188	150	20
	INDX	245	201	18
3/31/2025	ABSDATA	188	150	20
	INDX	245	201	18
3/30/2025	ABSDATA	188	150	20
	INDX	245	201	18

BI Status and last ETL error for LLG\_ABSBI01\_BI\_PROD\_ABS1

	Mon 31/3/2025	Tue 1/4/2025	Wed 2/4/2025	Thu 3/4/2025	Fri 4/4/2025	Sat 5/4/2025
<b>ABS DataWarehouse ETL Health</b>	OK	OK	OK	OK	OK	OK
<b>ABS DWHStaging ETL Health</b>	OK	OK	OK	OK	OK	OK

# Weekly SLA Customer Report

Customer LLG\_Production  
Database ID 148



BI last ETL error for	LLG_ABSBI01_BI_PROD_ABS1
-----------------------	--------------------------

Sun, 30-03-2025	None
Mon, 31-03-2025	None
Fri, 4-04-2025	None
Thu, 3-04-2025	None
Fri, 4-04-2025	None
Mon, 31-03-2025	None
Tue, 1-04-2025	None
Tue, 1-04-2025	None
Wed, 2-04-2025	None
Sat, 5-04-2025	None
Wed, 2-04-2025	None
Sun, 30-03-2025	None
Thu, 3-04-2025	None
Sat, 5-04-2025	None

# Weekly SLA Customer Report

Customer LLG\_Production  
Database ID 148



Standby Database Health LLG\_Production

## Recovery lag for last 7 days



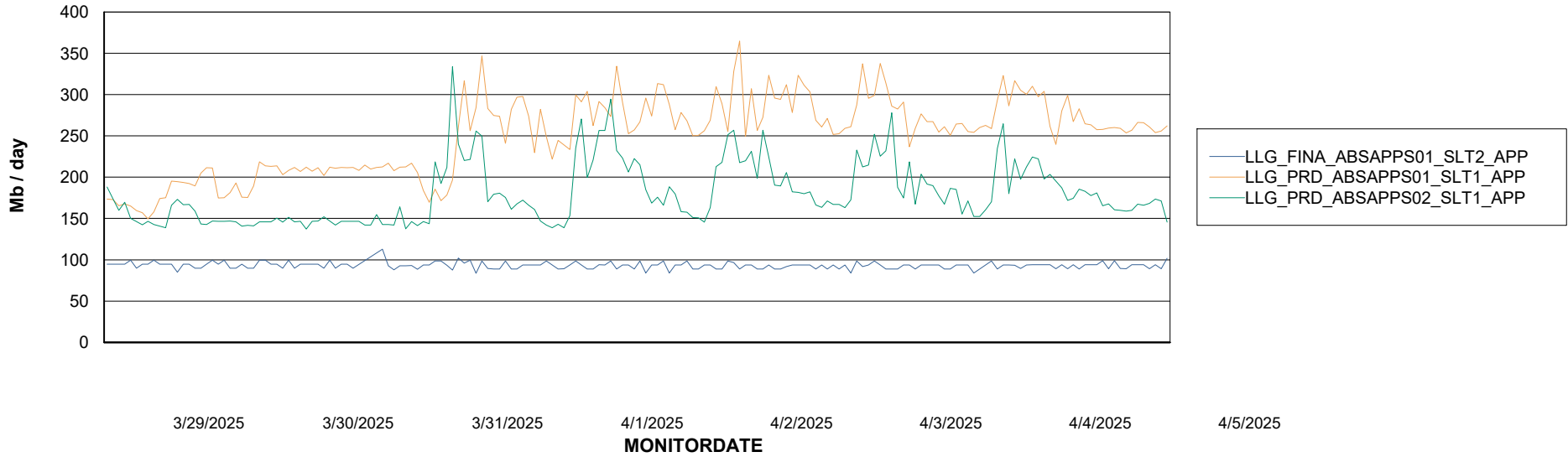
# Weekly SLA Customer Report

Customer LLG\_Production  
Database ID 148

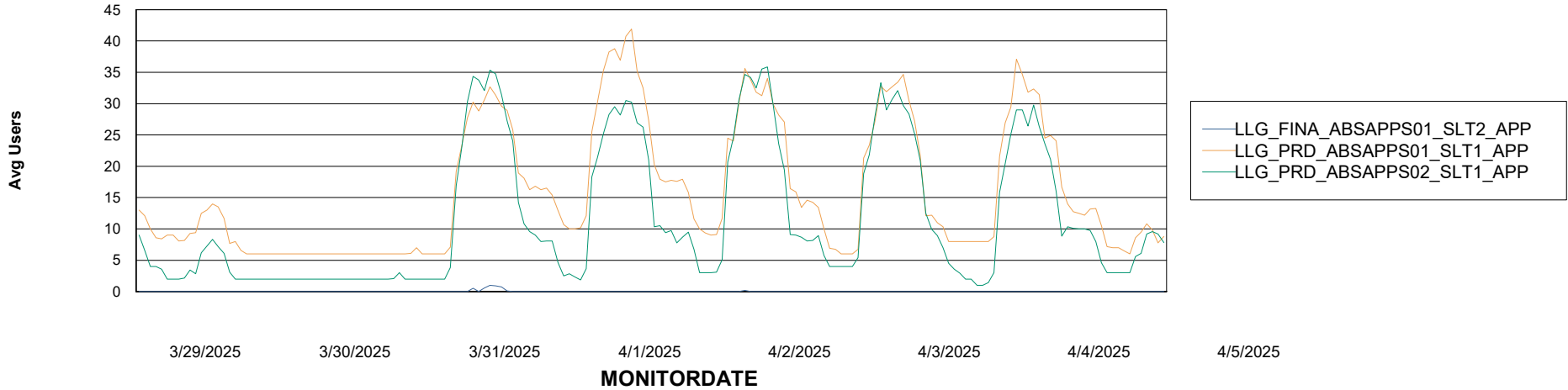


## ABSSolute Application Server Services

### Avg memory used per ABS Server Service



### Avg users per day per ABS server



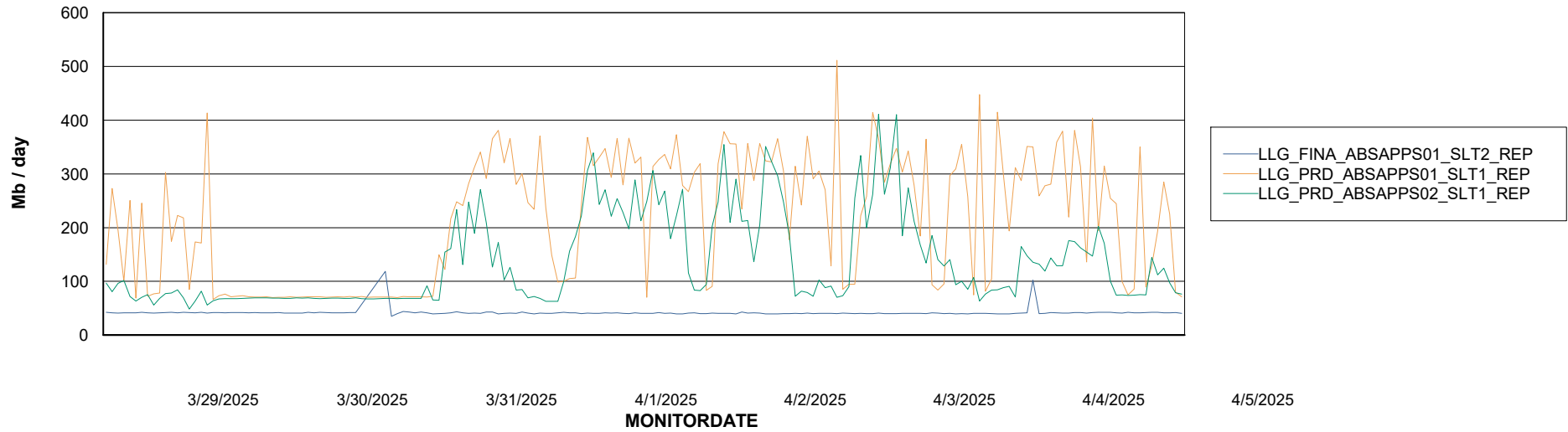
# Weekly SLA Customer Report

Customer LLG\_Production  
Database ID 148



## ABSSolute Application ReportServer Services

### Avg memory used per ReportServer Service



### Disaster per ABS component

