

# Weekly SLA Customer Report

Customer SPI\_Production  
Database ID 49



## Harddisk Usage SPI\_PRD\_SRV2016-SW1

	Free disk space on C: (%)	Total disk space on C: (Gb)	Used disk space on C: (Gb)	Free disk space on D: (%)	Total disk space on D: (Gb)	Used disk space on D: (Gb)
3/29/2025	39	79	48	55	100	45
3/28/2025	39	79	48	55	100	45
3/27/2025	39	79	48	55	100	45
3/26/2025	39	79	48	55	100	45
3/25/2025	39	79	48	55	100	45
3/24/2025	39	79	48	55	100	45
3/23/2025	39	79	48	55	100	45

## Harddisk Usage SPI\_PRD\_SRV2016-SW2

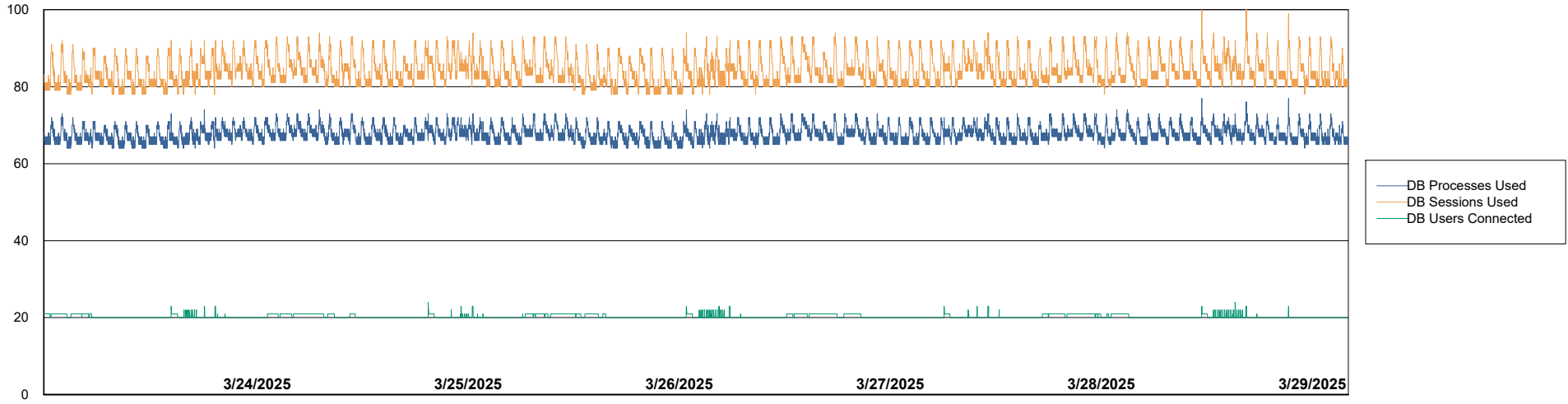
	Free disk space on C: (%)	Total disk space on C: (Gb)	Used disk space on C: (Gb)	Free disk space on D: (%)	Total disk space on D: (Gb)	Used disk space on D: (Gb)
3/29/2025	33	79	53	59	150	62
3/28/2025	33	79	53	59	150	62
3/27/2025	33	79	53	59	150	62
3/26/2025	33	79	53	59	150	62
3/25/2025	33	79	53	59	150	62
3/24/2025	33	79	53	59	150	62
3/23/2025	33	79	53	59	150	62

# Weekly SLA Customer Report

Customer SPI\_Production  
Database ID 49



Database Performance SPI\_PRD\_SRV2016-SW1\_ABS1



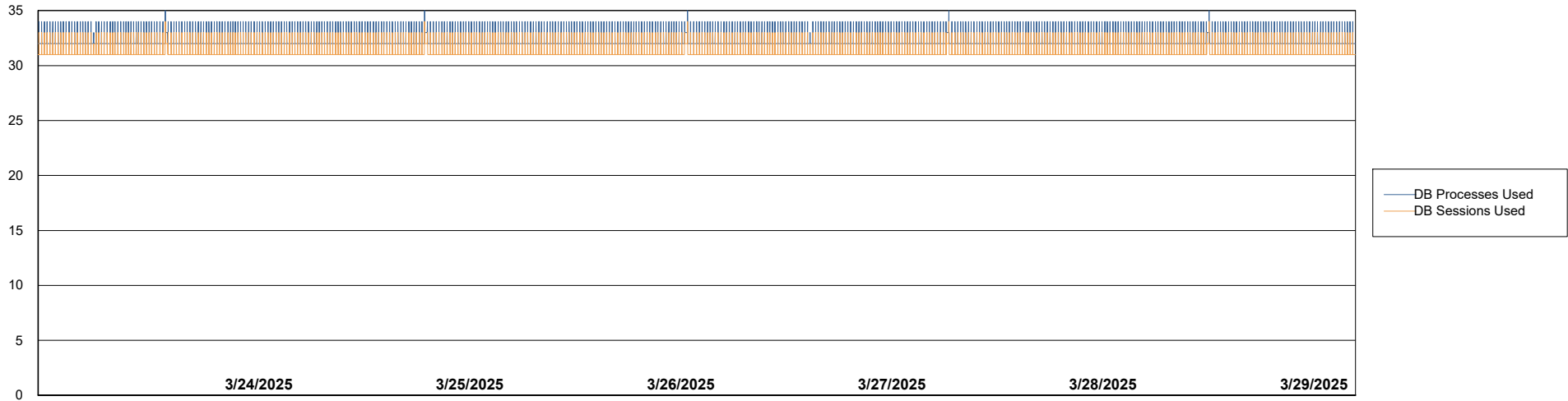
# Weekly SLA Customer Report

Customer SPI\_Production  
Database ID 49



Database Performance SPI\_PRD\_SRV2016-SW2\_HSBABS1

DB Processes Max 500



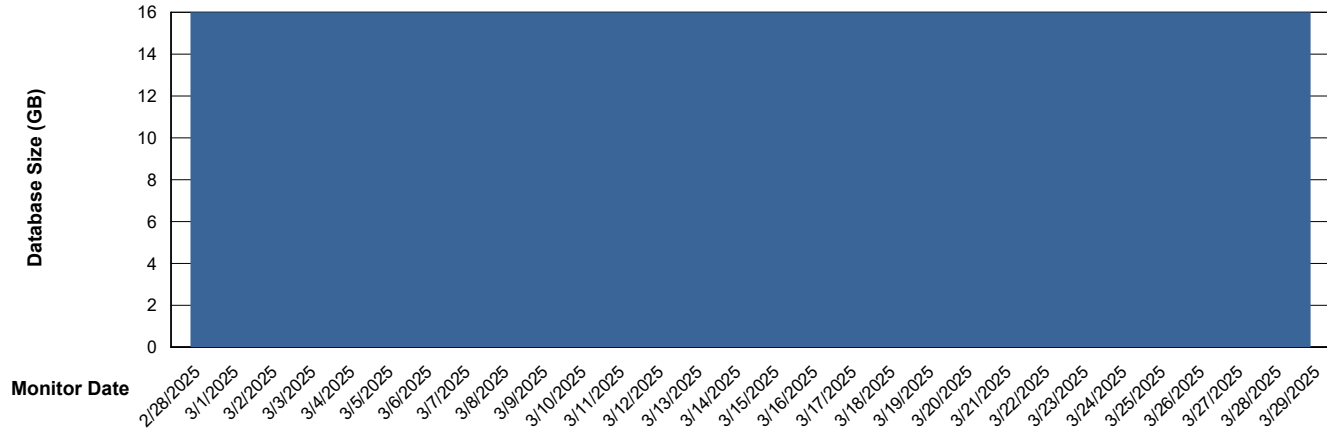
# Weekly SLA Customer Report

Customer SPI\_Production  
 Database ID 49



DATABASE SIZE SPI\_PRD\_SRV2016-SW1\_ABS1

## Database growth over last month



Database Tablespace SPI\_PRD\_SRV2016-SW1\_ABS1

Date	Tablespace Name	Filesize (Gb)	Usedsize (Gb)	Percentage free
3/29/2025	ABSDATA	5	3	38
	INDX	8	5	34
3/28/2025	ABSDATA	5	3	38
	INDX	8	5	34
3/27/2025	ABSDATA	5	3	38
	INDX	8	5	34
3/26/2025	ABSDATA	5	3	38
	INDX	8	5	34
3/25/2025	ABSDATA	5	3	38
	INDX	8	5	34
3/24/2025	ABSDATA	5	3	38
	INDX	8	5	34
3/23/2025	ABSDATA	5	3	38
	INDX	8	5	34

