

Weekly SLA Customer Report

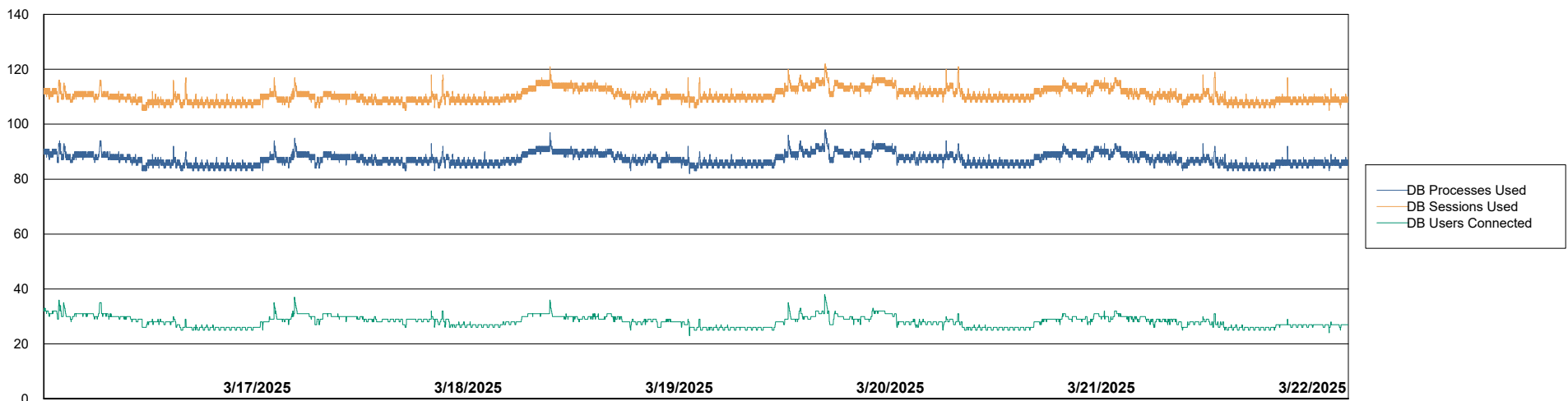
Customer RAS_Production
 Database ID 189



Harddisk Usage RAS_PRD_NEDLIN-ST-APP01

	Free disk space on C: (%)	Total disk space on C: (Gb)	Used disk space on C: (Gb)	Free disk space on D: (%)	Total disk space on D: (Gb)	Used disk space on D: (Gb)	Free disk space on E: (%)	Total disk space on E: (Gb)	Used disk space on E: (Gb)
3/22/2025	27	249	182	17	310	256	64	100	36
3/21/2025	27	249	182	17	310	256	62	100	38
3/20/2025	27	249	181	17	310	256	62	100	38
3/19/2025	28	249	180	17	310	256	62	100	38
3/18/2025	28	249	180	17	310	256	63	100	37
3/17/2025	28	249	179	17	310	256	65	100	35
3/16/2025	28	249	179	17	310	256	61	100	39

Database Performance RAS_PRD_NEDLIN-ST-APP01_ABS1



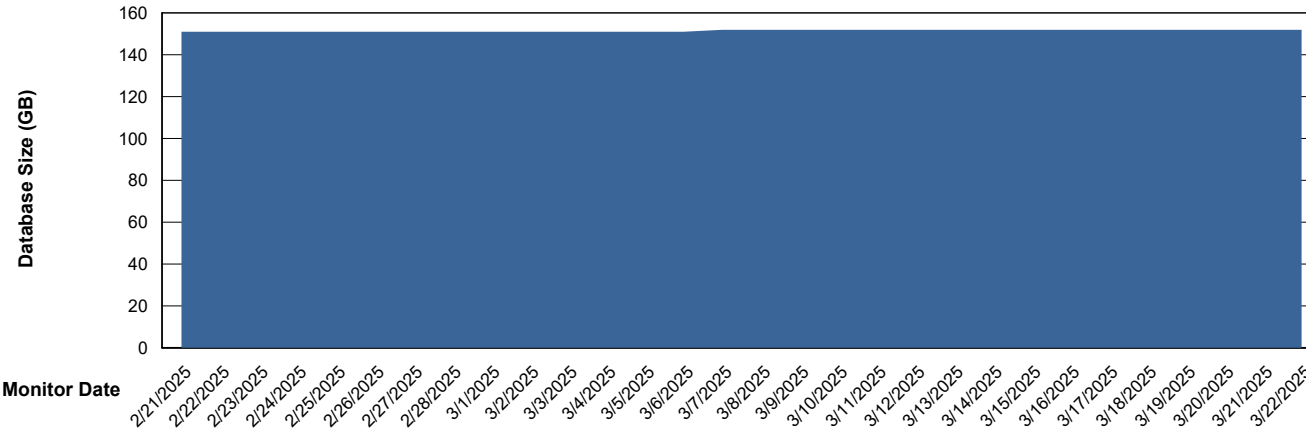
Weekly SLA Customer Report

Customer RAS_Production
 Database ID 189



DATABASE SIZE RAS_PRD_NEDLIN-ST-APP01_ABS1

Database growth over last month



Database Tablespace RAS_PRD_NEDLIN-ST-APP01_ABS1

Date	Tablespace Name	Filesize (Gb)	Usedsize (Gb)	Percentage free
3/22/2025	ABSDATA	60	39	35
	INDX	128	98	23
3/21/2025	ABSDATA	60	39	35
	INDX	128	98	23
3/20/2025	ABSDATA	60	39	35
	INDX	128	98	23
3/19/2025	ABSDATA	60	39	35
	INDX	128	98	23
3/18/2025	ABSDATA	60	39	35
	INDX	128	98	24
3/17/2025	ABSDATA	60	39	35
	INDX	128	98	24
3/16/2025	ABSDATA	60	39	35
	INDX	128	98	24

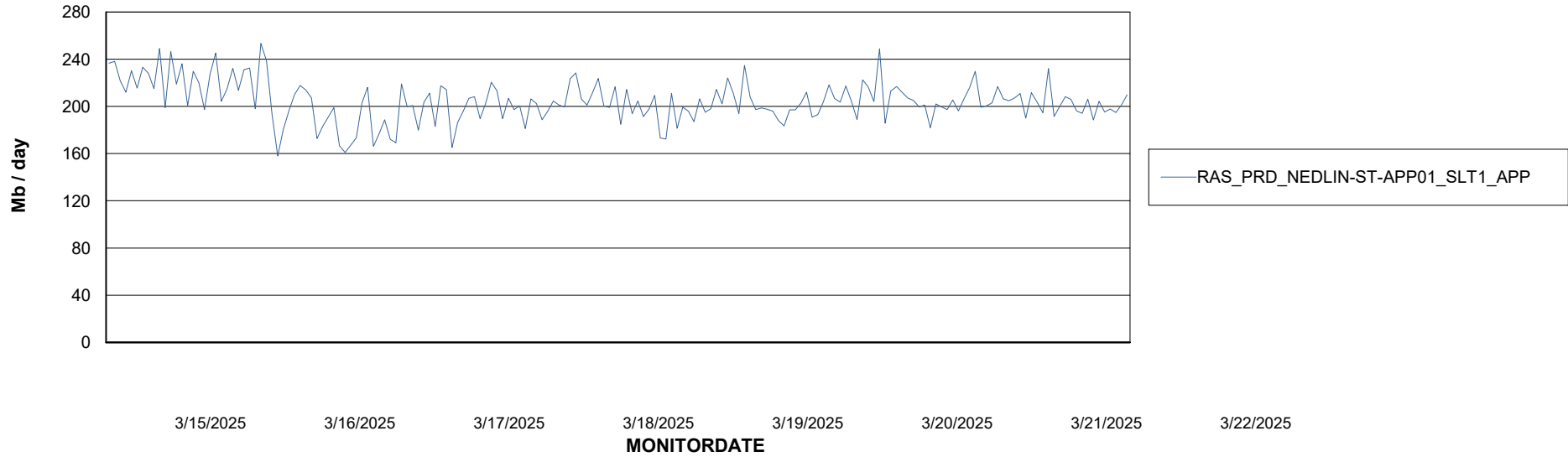
Weekly SLA Customer Report

Customer RAS_Production
Database ID 189

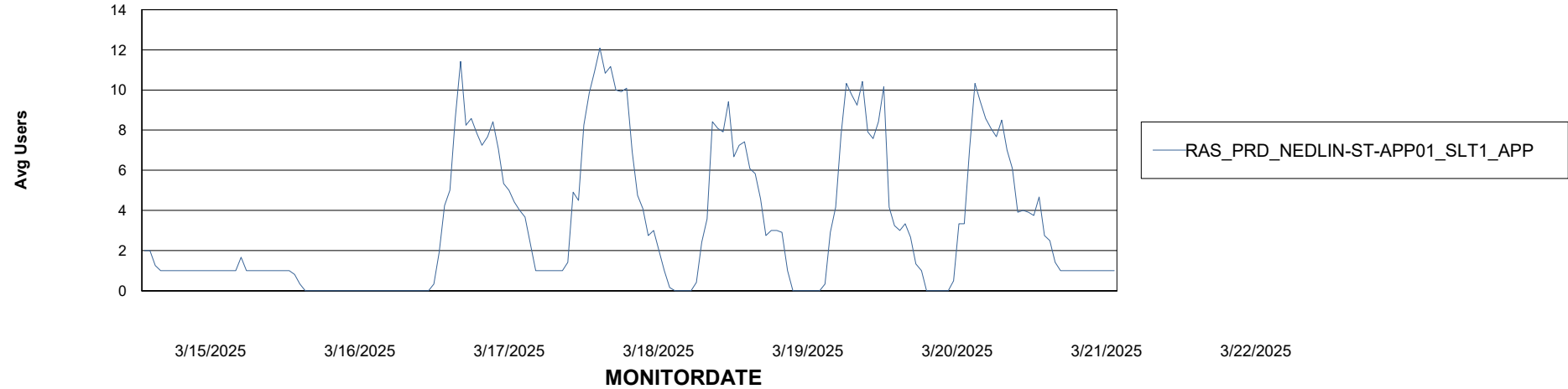


ABSSolute Application Server Services

Avg memory used per ABS Server Service



Avg users per day per ABS server



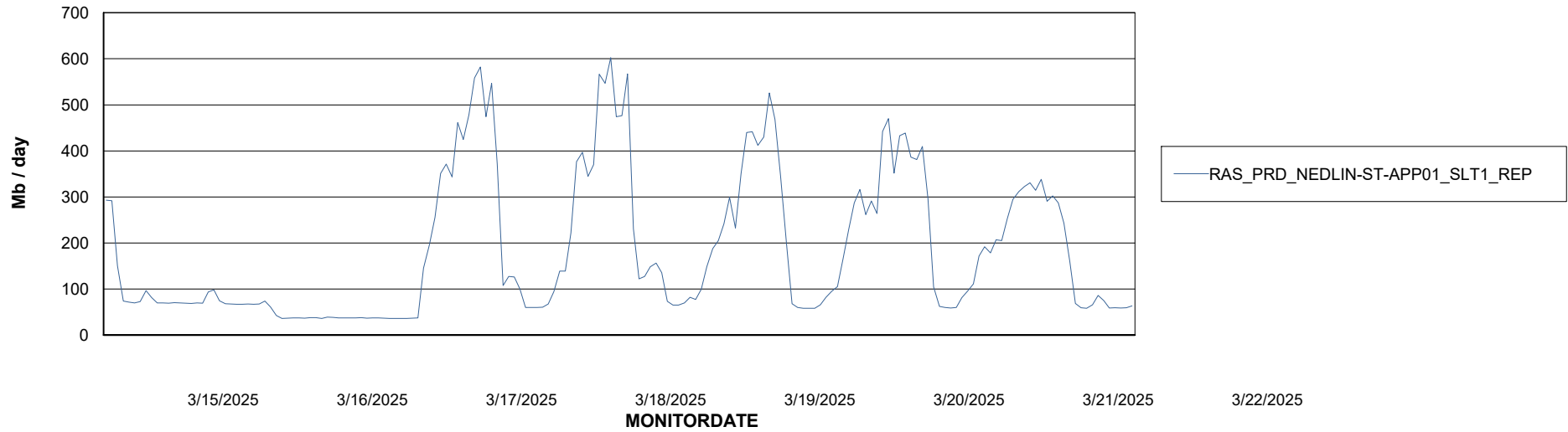
Weekly SLA Customer Report

Customer RAS_Production
Database ID 189



ABSSolute Application ReportServer Services

Avg memory used per ReportServer Service



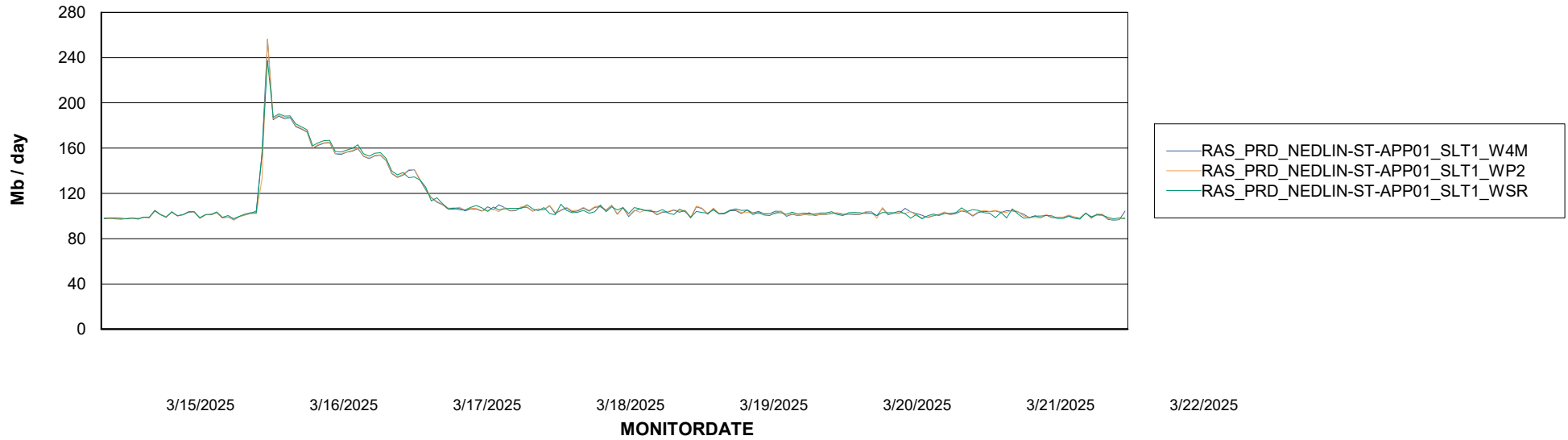
Weekly SLA Customer Report

Customer RAS_Production
Database ID 189



ABSSolute Web Component Services

Avg memory used per ABS Web component



Weekly SLA Customer Report

Customer RAS_Production
Database ID 189



Disaster per ABS component

