

# Weekly SLA Customer Report

Customer NIX\_Production  
Database ID 51



## Harddisk Usage NIX\_PRD\_ABSAPP01

	Free disk space on C: (%)	Total disk space on C: (Gb)	Used disk space on C: (Gb)	Free disk space on E: (%)	Total disk space on E: (Gb)	Used disk space on E: (Gb)
3/15/2025	72	207	57	100	98	0
3/14/2025	72	207	57	100	98	0
3/13/2025	72	207	57	100	98	0
3/12/2025	72	207	57	100	98	0
3/11/2025	72	207	57	100	98	0
3/10/2025	72	207	57	100	98	0
3/9/2025	72	207	57	100	98	0

## Harddisk Usage NIX\_PRD\_ABSAPP04

	Free disk space on C: (%)	Total disk space on C: (Gb)	Used disk space on C: (Gb)
3/15/2025	25	127	95
3/14/2025	25	127	95
3/13/2025	25	127	95
3/12/2025	25	127	95
3/11/2025	25	127	95
3/10/2025	24	127	96
3/9/2025	22	127	98

# Weekly SLA Customer Report

Customer NIX\_Production  
 Database ID 51



Harddisk Usage NIX\_PRD\_ABSBI

	Free disk space on C: (%)	Total disk space on C: (Gb)	Used disk space on C: (Gb)	Free disk space on E: (%)	Total disk space on E: (Gb)	Used disk space on E: (Gb)
3/15/2025	58	179	76	49	700	359
3/14/2025	58	179	76	49	700	357
3/13/2025	58	179	76	49	700	357
3/12/2025	58	179	76	49	700	356
3/11/2025	58	179	76	49	700	356
3/10/2025	58	179	76	49	700	356
3/9/2025	58	179	76	49	700	357

Harddisk Usage NIX\_PRD\_ABSDB01

	Free disk space on C: (%)	Total disk space on C: (Gb)	Used disk space on C: (Gb)	Free disk space on D: (%)	Total disk space on D: (Gb)	Used disk space on D: (Gb)	Free disk space on E: (%)	Total disk space on E: (Gb)	Used disk space on E: (Gb)	Free disk space on F: (%)
3/15/2025	86	554	77	27	586	427	36	605	388	81
3/14/2025	86	554	76	27	586	427	36	605	386	81
3/13/2025	86	554	76	27	586	427	36	605	385	81
3/12/2025	86	554	77	27	586	427	36	605	386	81
3/11/2025	86	554	76	27	586	427	36	605	386	81
3/10/2025	86	554	76	27	586	427	36	605	386	81
3/9/2025	86	554	77	27	586	427	36	605	388	81

# Weekly SLA Customer Report

Customer NIX\_Production  
 Database ID 51



Harddisk Usage NIX\_PRD\_ABSDB02

	Free disk space on C: (%)	Total disk space on C: (Gb)	Used disk space on C: (Gb)	Free disk space on D: (%)	Total disk space on D: (Gb)	Used disk space on D: (Gb)	Free disk space on E: (%)	Total disk space on E: (Gb)	Used disk space on E: (Gb)	Free disk space on F: (%)
3/15/2025	86	574	81	19	488	397	43	684	388	100
3/14/2025	86	574	81	19	488	397	44	684	386	100
3/13/2025	86	574	81	19	488	397	44	684	385	100
3/12/2025	86	574	81	19	488	397	44	684	385	100
3/11/2025	86	574	81	19	488	397	44	684	385	100
3/10/2025	86	574	80	19	488	397	44	684	385	100
3/9/2025	86	574	80	19	488	397	43	684	388	100

Harddisk Usage NIX\_PRD\_ABSWEB02

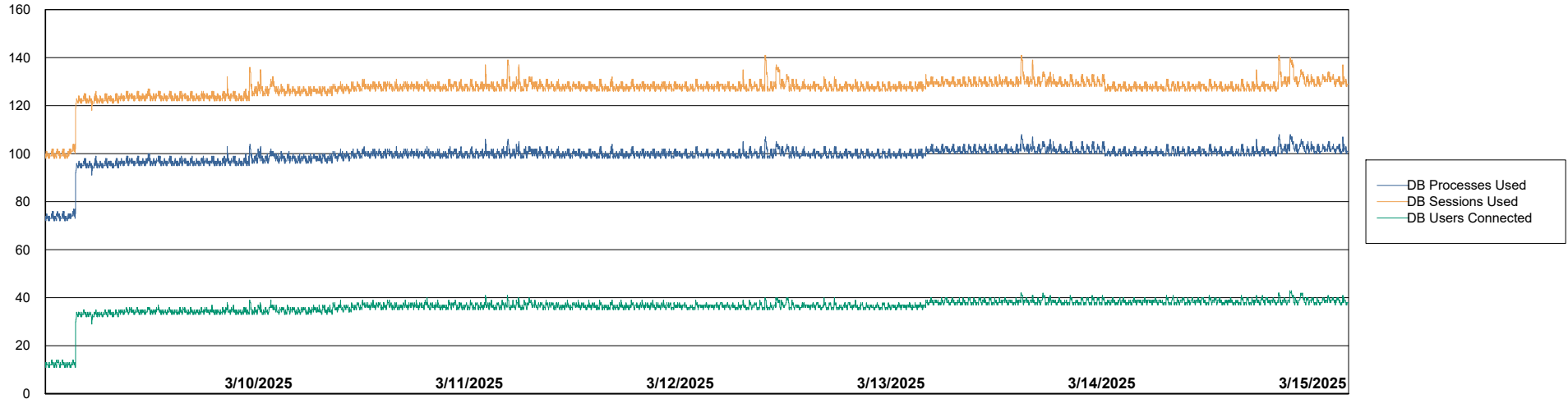
	Free disk space on C: (%)	Total disk space on C: (Gb)	Used disk space on C: (Gb)
3/15/2025	82	300	55
3/14/2025	82	300	55
3/13/2025	82	300	55
3/12/2025	82	300	55
3/11/2025	82	300	55
3/10/2025	82	300	55
3/9/2025	82	300	55

# Weekly SLA Customer Report

Customer NIX\_Production  
Database ID 51



## Database Performance NIX\_PRD\_ABSBI\_ABS1

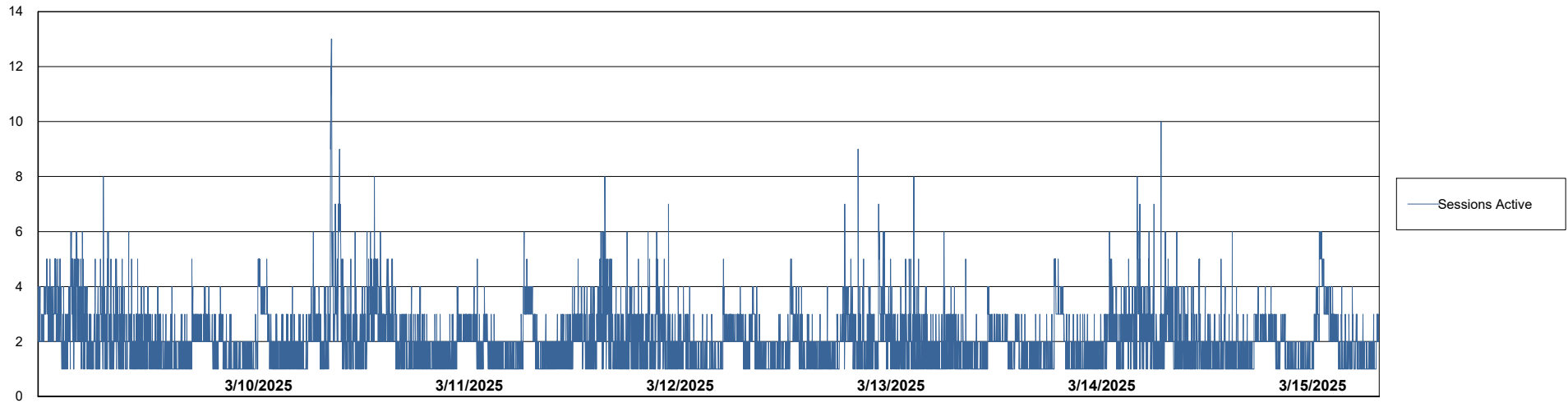
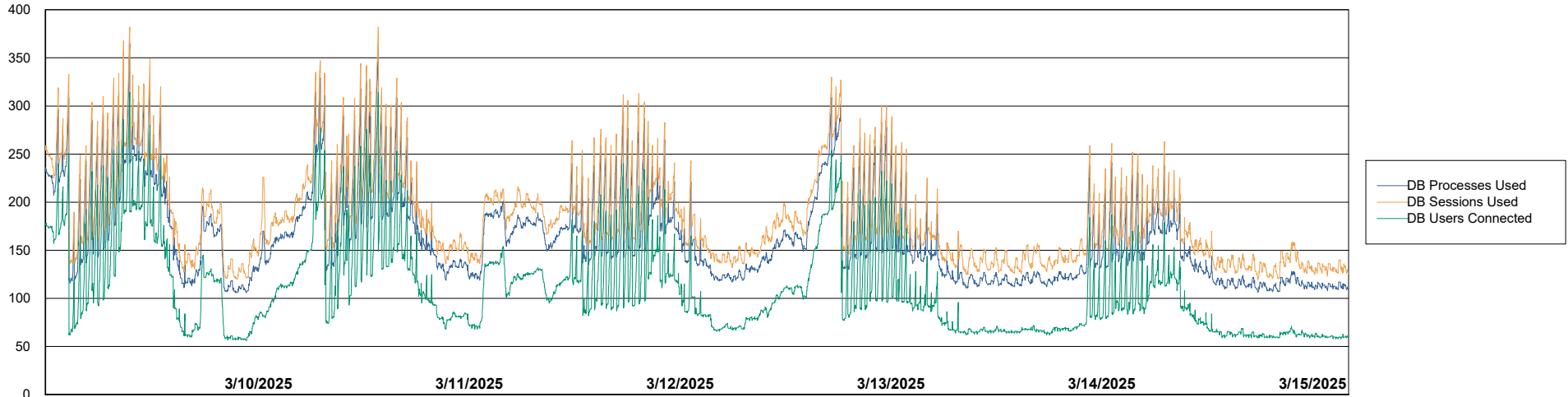


# Weekly SLA Customer Report

Customer NIX\_Production  
Database ID 51



## Database Performance NIX\_PRD\_ABSD01\_ABS1



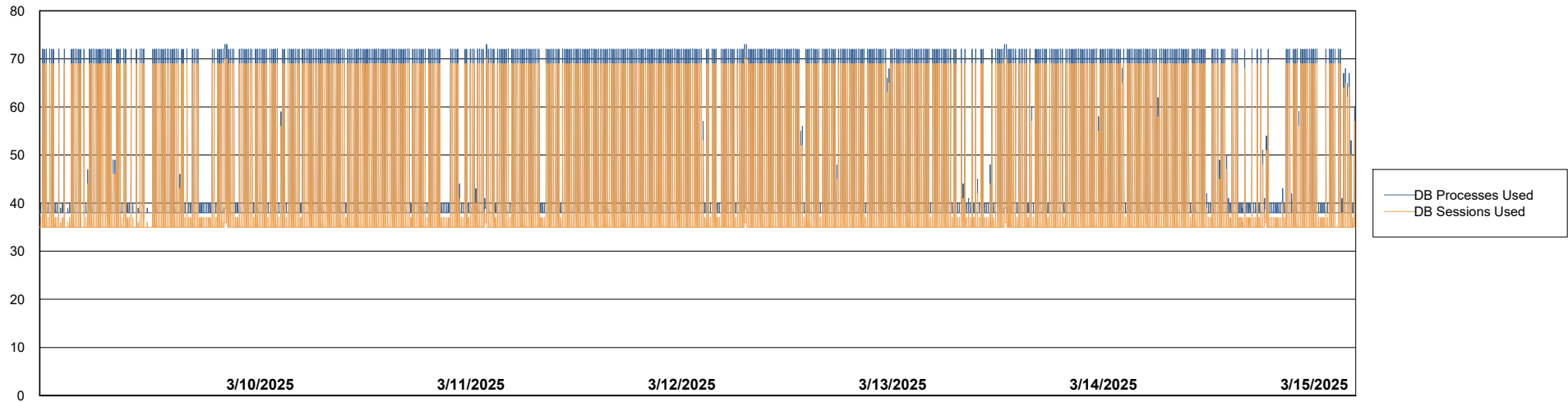
# Weekly SLA Customer Report

Customer NIX\_Production  
Database ID 51



Database Performance NIX\_PRD\_ABSDB02\_HSBABS1

DB Processes Max 300



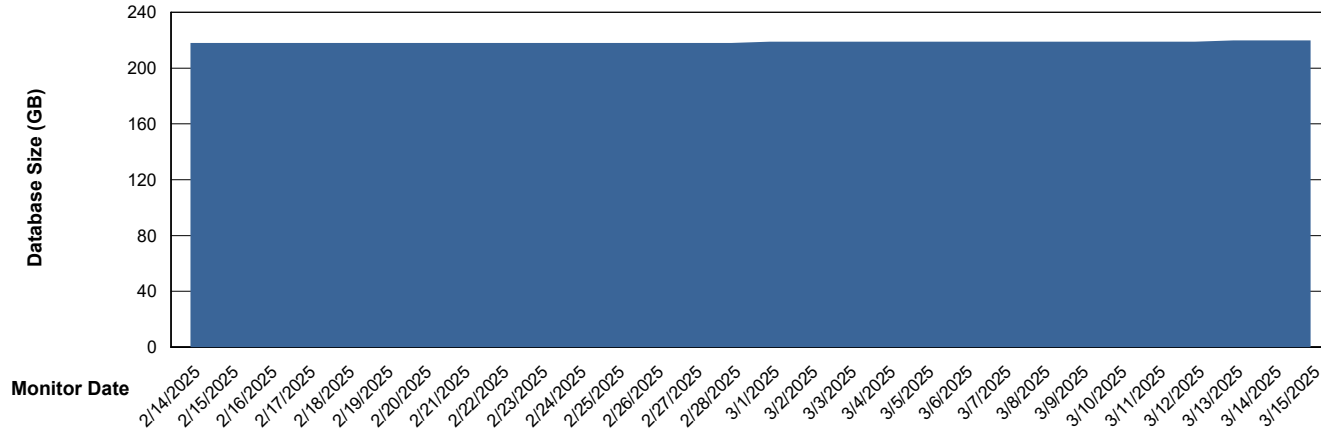
# Weekly SLA Customer Report

Customer NIX\_Production  
Database ID 51



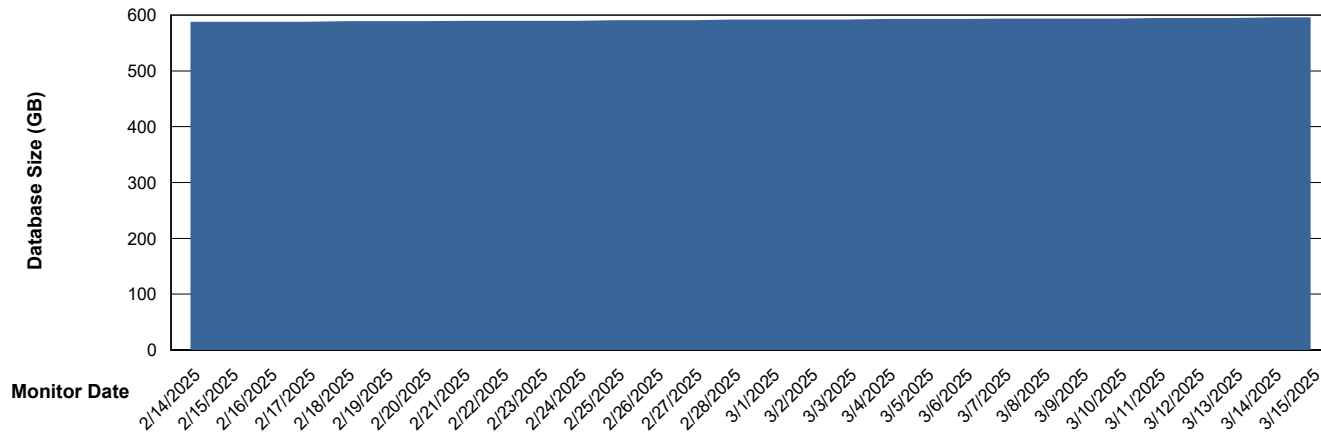
DATABASE SIZE NIX\_PRD\_ABSBI\_ABS1

### Database growth over last month



DATABASE SIZE NIX\_PRD\_ABSDB01\_ABS1

### Database growth over last month



# Weekly SLA Customer Report

Customer NIX\_Production  
Database ID 51



Database Tablespace NIX\_PRD\_ABSBI\_ABS1

Date	Tablespace Name	Filesize (Gb)	Usedsize (Gb)	Percentage free
3/15/2025	ABSDATA	115	96	17
	INDX	147	123	17
3/14/2025	ABSDATA	115	96	17
	INDX	147	123	17
3/13/2025	ABSDATA	115	96	17
	INDX	147	123	17
3/12/2025	ABSDATA	115	96	17
	INDX	147	123	17
3/11/2025	ABSDATA	115	96	17
	INDX	147	122	17
3/10/2025	ABSDATA	115	96	17
	INDX	147	122	17
3/9/2025	ABSDATA	115	96	17
	INDX	147	122	17

# Weekly SLA Customer Report

Customer NIX\_Production  
 Database ID 51



Database Tablespace NIX\_PRD\_ABSD01\_ABS1

Date	Tablespace Name	Filesize (Gb)	Usedsize (Gb)	Percentage free
3/15/2025	ABSDATA	328	274	16
	INDX	360	295	18
3/14/2025	ABSDATA	328	274	16
	INDX	360	295	18
3/13/2025	ABSDATA	328	274	17
	INDX	360	295	18
3/12/2025	ABSDATA	328	273	17
	INDX	360	295	18
3/11/2025	ABSDATA	328	273	17
	INDX	360	295	18
3/10/2025	ABSDATA	328	273	17
	INDX	360	295	18
3/9/2025	ABSDATA	328	272	17
	INDX	360	295	18

BI Status and last ETL error for NIX\_PRD\_ABSBI\_ABS1

	Mon 10/3/2025	Tue 11/3/2025	Wed 12/3/2025	Thu 13/3/2025	Fri 14/3/2025	Sat 15/3/2025
<b>ABS DataWarehouse ETL Health</b>	OK	OK	OK	OK	OK	OK
<b>ABS DWHStaging ETL Health</b>	OK	OK	OK	OK	OK	OK

# Weekly SLA Customer Report

Customer NIX\_Production  
Database ID 51



BI last ETL error for	NIX_PRD_ABSBI_ABS1
-----------------------	--------------------

Thu, 13-03-2025	None
Mon, 10-03-2025	None
Fri, 14-03-2025	None
Wed, 12-03-2025	None
Mon, 10-03-2025	None
Tue, 11-03-2025	None
Thu, 13-03-2025	None
Sat, 15-03-2025	None
Sun, 9-03-2025	None
Fri, 14-03-2025	None
Sun, 9-03-2025	None
Wed, 12-03-2025	None
Sat, 15-03-2025	None
Tue, 11-03-2025	None

# Weekly SLA Customer Report

Customer NIX\_Production  
Database ID 51



Standby Database Health NIX\_Production

## Recovery lag for last 7 days



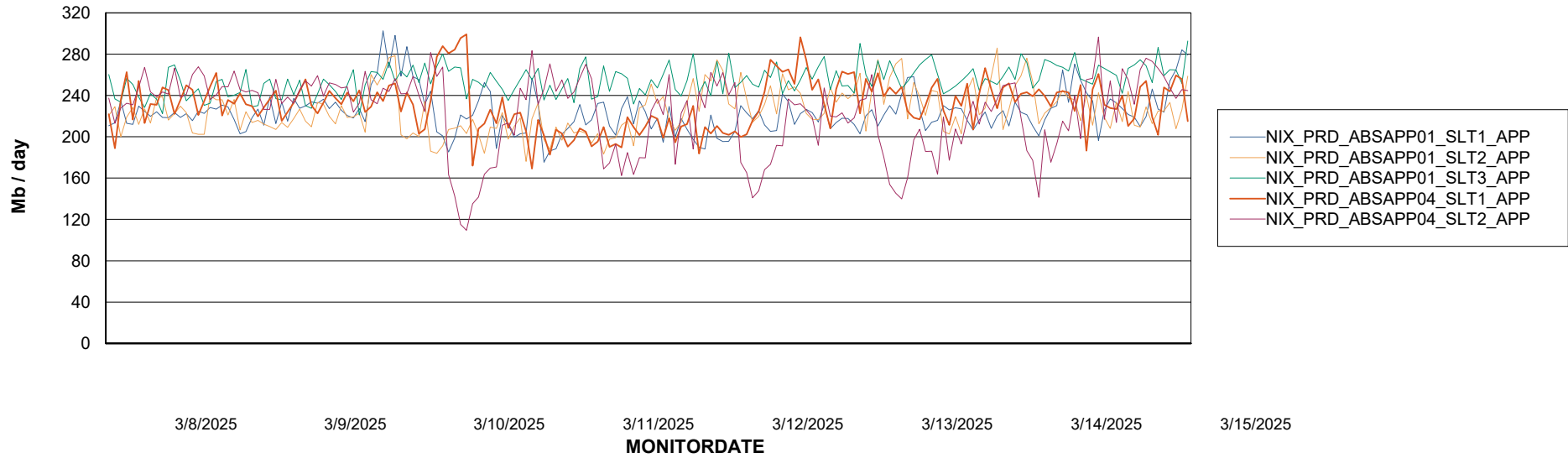
# Weekly SLA Customer Report

Customer NIX\_Production  
Database ID 51

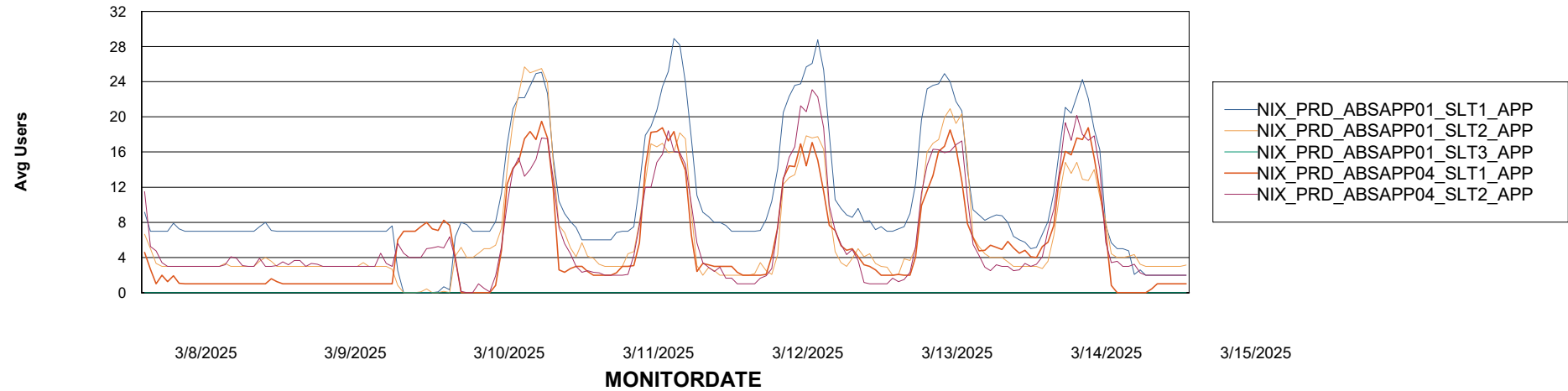


## ABSSolute Application Server Services

### Avg memory used per ABS Server Service



### Avg users per day per ABS server



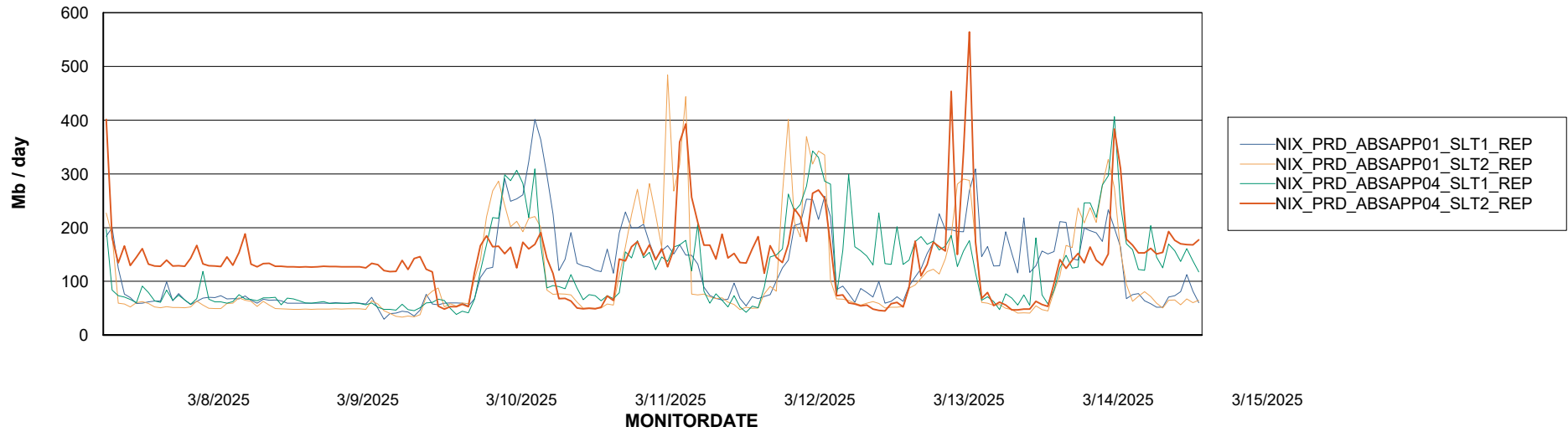
# Weekly SLA Customer Report

Customer NIX\_Production  
Database ID 51



## ABSSolute Application ReportServer Services

### Avg memory used per ReportServer Service



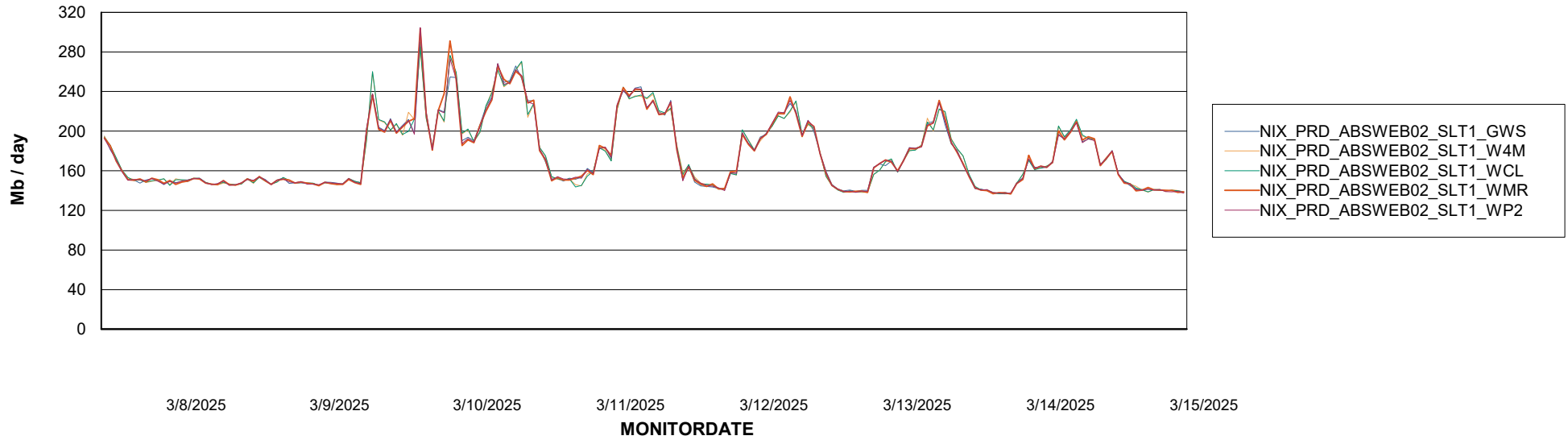
# Weekly SLA Customer Report

Customer NIX\_Production  
Database ID 51



## ABSSolute Web Component Services

### Avg memory used per ABS Web component



# Weekly SLA Customer Report

Customer NIX\_Production  
Database ID 51



### Disaster per ABS component

