

# Weekly SLA Customer Report

Customer LLG\_Production  
Database ID 148



## Harddisk Usage LLG\_ABSAPPS01

	Free disk space on C: (%)	Total disk space on C: (Gb)	Used disk space on C: (Gb)	Free disk space on D: (%)	Total disk space on D: (Gb)	Used disk space on D: (Gb)
3/15/2025	86	500	69	98	393	9
3/14/2025	86	500	69	98	393	9
3/13/2025	86	500	68	98	393	9
3/12/2025	86	500	68	98	393	9
3/11/2025	86	500	69	98	393	9
3/10/2025	86	500	70	98	393	9
3/9/2025	86	500	69	98	393	9

## Harddisk Usage LLG\_ABSApps02

	Free disk space on C: (%)	Total disk space on C: (Gb)	Used disk space on C: (Gb)	Free disk space on D: (%)	Total disk space on D: (Gb)	Used disk space on D: (Gb)
3/15/2025	91	500	45	96	393	16
3/14/2025	91	500	45	96	393	16
3/13/2025	91	500	45	96	393	16
3/12/2025	91	500	45	96	393	16
3/11/2025	91	500	44	96	393	16
3/10/2025	91	500	44	96	393	16
3/9/2025	91	500	44	96	393	16

# Weekly SLA Customer Report

Customer LLG\_Production  
Database ID 148



## Harddisk Usage LLG\_ABSBI01

	Free disk space on C: (%)	Total disk space on C: (Gb)	Used disk space on C: (Gb)	Free disk space on D: (%)	Total disk space on D: (Gb)	Used disk space on D: (Gb)
3/15/2025	83	446	76	90	2,681	258
3/14/2025	83	446	76	90	2,681	257
3/13/2025	83	446	76	90	2,681	257
3/12/2025	83	446	76	90	2,681	257
3/11/2025	83	446	76	90	2,681	257
3/10/2025	83	446	74	90	2,681	257
3/9/2025	83	446	77	90	2,681	257

## Harddisk Usage LLG\_ABSDB01

	Free disk space on C: (%)	Total disk space on C: (Gb)	Used disk space on C: (Gb)	Free disk space on D: (%)	Total disk space on D: (Gb)	Used disk space on D: (Gb)	Free disk space on E: (%)	Total disk space on E: (Gb)	Used disk space on E: (Gb)
3/15/2025	88	446	54	70	1,605	484	68	1,077	349
3/14/2025	88	446	54	70	1,605	484	68	1,077	348
3/13/2025	88	446	55	70	1,605	484	68	1,077	348
3/12/2025	88	446	55	70	1,605	484	68	1,077	348
3/11/2025	88	446	56	70	1,605	484	68	1,077	348
3/10/2025	87	446	56	70	1,605	484	67	1,077	352
3/9/2025	88	446	55	70	1,605	484	66	1,077	363

# Weekly SLA Customer Report

Customer LLG\_Production  
 Database ID 148



Harddisk Usage LLG\_ABSDB02

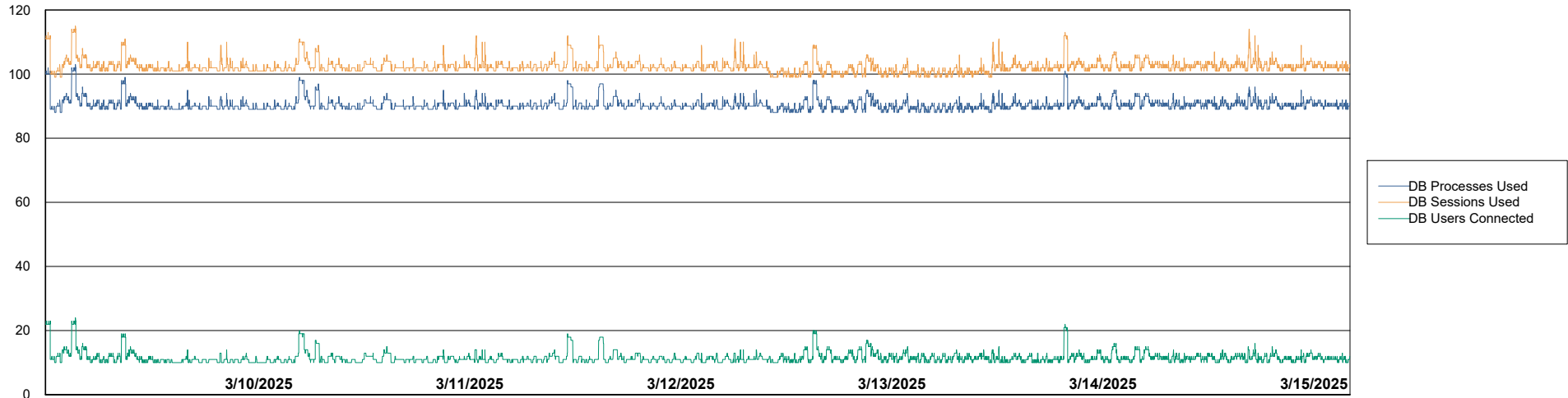
	Free disk space on C: (%)	Total disk space on C: (Gb)	Used disk space on C: (Gb)	Free disk space on D: (%)	Total disk space on D: (Gb)	Used disk space on D: (Gb)	Free disk space on E: (%)	Total disk space on E: (Gb)	Used disk space on E: (Gb)
3/15/2025	61	446	174	62	1,605	614	99	1,077	8
3/14/2025	61	446	174	62	1,605	614	98	1,077	18
3/13/2025	61	446	174	62	1,605	614	83	1,077	186
3/12/2025	61	446	174	62	1,605	614	83	1,077	184
3/11/2025	61	446	174	62	1,605	614	83	1,077	182
3/10/2025	62	446	169	62	1,605	614	83	1,077	184
3/9/2025	64	446	162	62	1,605	614	98	1,077	26

# Weekly SLA Customer Report

Customer LLG\_Production  
Database ID 148



Database Performance LLG\_ABSBI01\_BI\_PROD\_ABS1

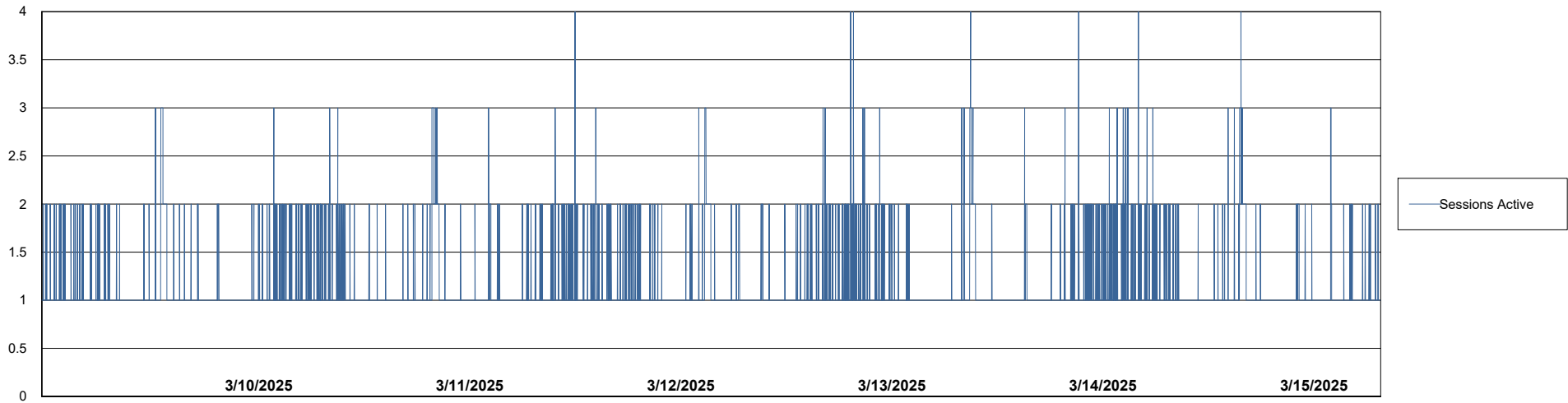
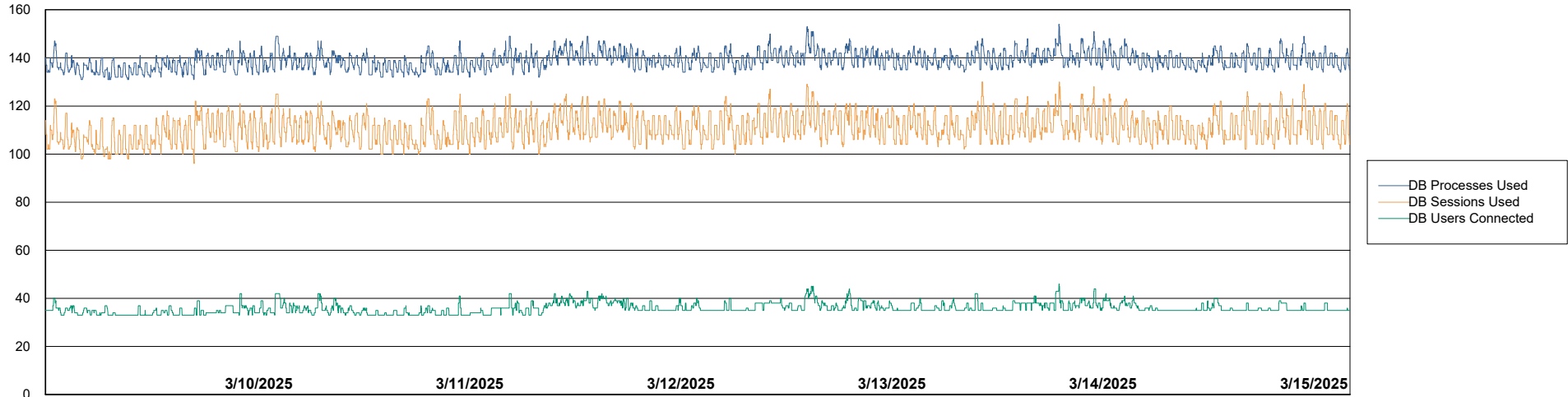


# Weekly SLA Customer Report

Customer LLG\_Production  
Database ID 148



## Database Performance LLG\_ABSDB01\_PROD\_ABS1



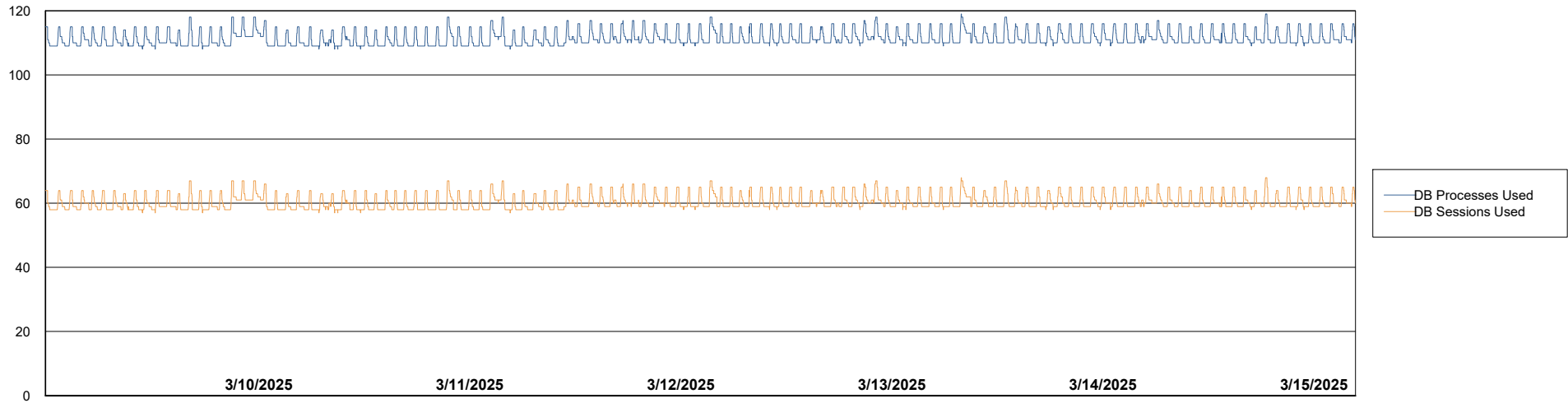
# Weekly SLA Customer Report

Customer LLG\_Production  
Database ID 148



## Database Performance LLG\_ABSDB02\_PROD\_HSBABS1

DB Processes Max 4  
DB Processes Max 0  
DB Processes Max 300



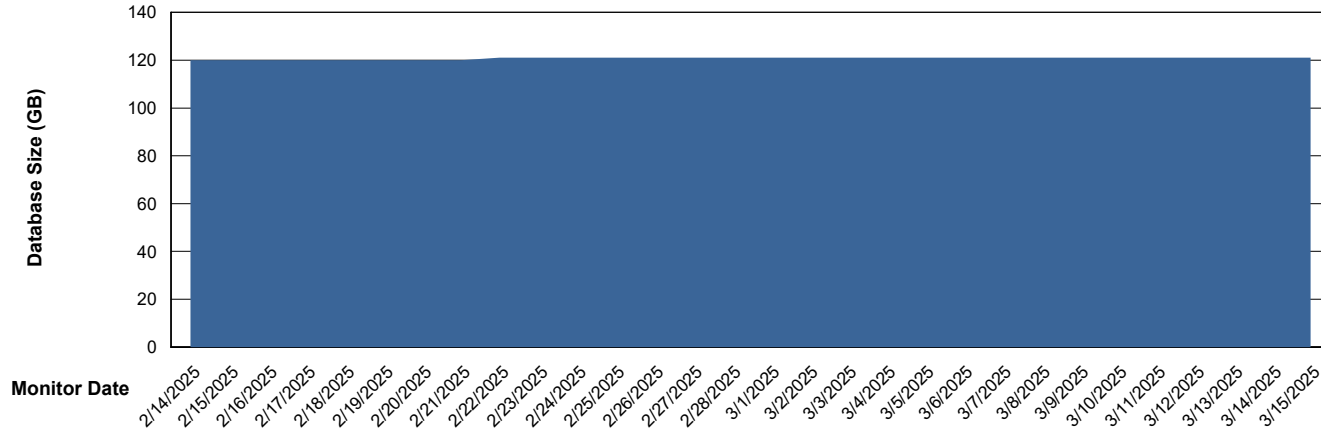
# Weekly SLA Customer Report

Customer LLG\_Production  
Database ID 148



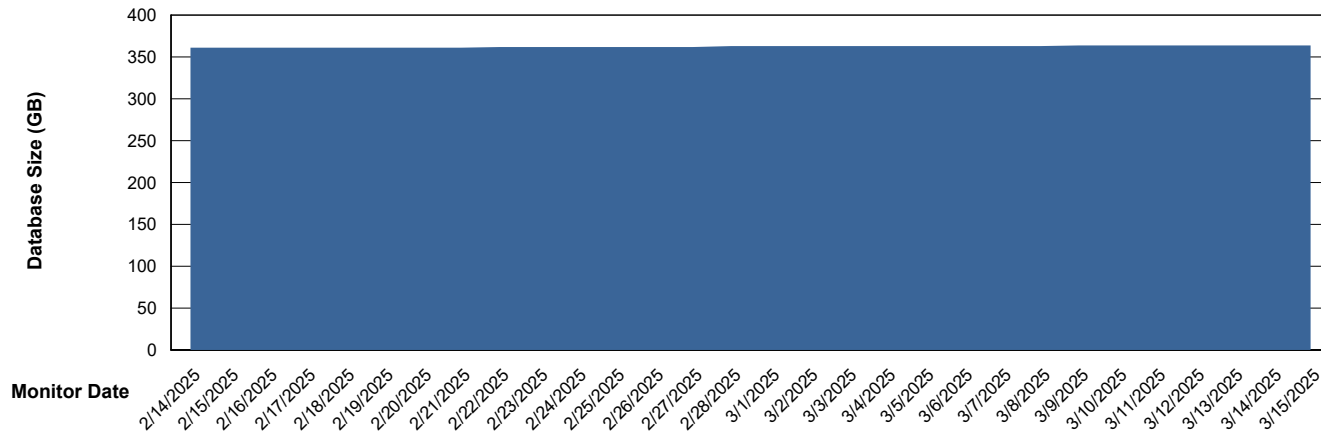
DATABASE SIZE LLG\_ABSBI01\_BI\_PROD\_ABS1

### Database growth over last month



DATABASE SIZE LLG\_ABSDB01\_PROD\_ABS1

### Database growth over last month



# Weekly SLA Customer Report

Customer      LLG\_Production  
 Database ID    148



## Database Tablespace      LLG\_ABSBI01\_BI\_PROD\_ABS1

Date	Tablespace Name	Filesize (Gb)	Usedsize (Gb)	Percentage free
3/15/2025	ABSDATA	64	50	22
	INDX	76	63	17
3/14/2025	ABSDATA	64	50	22
	INDX	76	63	17
3/13/2025	ABSDATA	64	50	22
	INDX	76	63	17
3/12/2025	ABSDATA	64	50	22
	INDX	76	63	17
3/11/2025	ABSDATA	64	50	22
	INDX	76	63	17
3/10/2025	ABSDATA	64	50	22
	INDX	76	63	17
3/9/2025	ABSDATA	64	50	22
	INDX	76	63	17

# Weekly SLA Customer Report

Customer LLG\_Production  
 Database ID 148



Database Tablespace LLG\_ABSD01\_PROD\_ABS1

Date	Tablespace Name	Filesize (Gb)	Usedsize (Gb)	Percentage free
3/15/2025	ABSDATA	188	149	21
	INDX	245	200	18
3/14/2025	ABSDATA	188	149	21
	INDX	245	200	18
3/13/2025	ABSDATA	188	149	21
	INDX	245	200	18
3/12/2025	ABSDATA	188	149	21
	INDX	245	200	18
3/11/2025	ABSDATA	188	148	21
	INDX	245	200	18
3/10/2025	ABSDATA	188	148	21
	INDX	245	200	18
3/9/2025	ABSDATA	188	148	21
	INDX	245	200	18

BI Status and last ETL error for LLG\_ABSBI01\_BI\_PROD\_ABS1

	Mon 10/3/2025	Tue 11/3/2025	Wed 12/3/2025	Thu 13/3/2025	Fri 14/3/2025	Sat 15/3/2025
<b>ABS DataWarehouse ETL Health</b>	OK	OK	OK	OK	OK	OK
<b>ABS DWHStaging ETL Health</b>	OK	OK	OK	OK	OK	OK

# Weekly SLA Customer Report

Customer      LLG\_Production  
Database ID    148



BI last ETL error for	LLG_ABSBI01_BI_PROD_ABS1
-----------------------	--------------------------

Wed, 12-03-2025	None
Thu, 13-03-2025	None
Sat, 15-03-2025	None
Sun, 9-03-2025	None
Sun, 9-03-2025	None
Tue, 11-03-2025	None
Wed, 12-03-2025	None
Thu, 13-03-2025	None
Mon, 10-03-2025	None
Tue, 11-03-2025	None
Fri, 14-03-2025	None
Sat, 15-03-2025	None
Fri, 14-03-2025	None
Mon, 10-03-2025	None

# Weekly SLA Customer Report

Customer LLG\_Production  
Database ID 148



Standby Database Health LLG\_Production

## Recovery lag for last 7 days



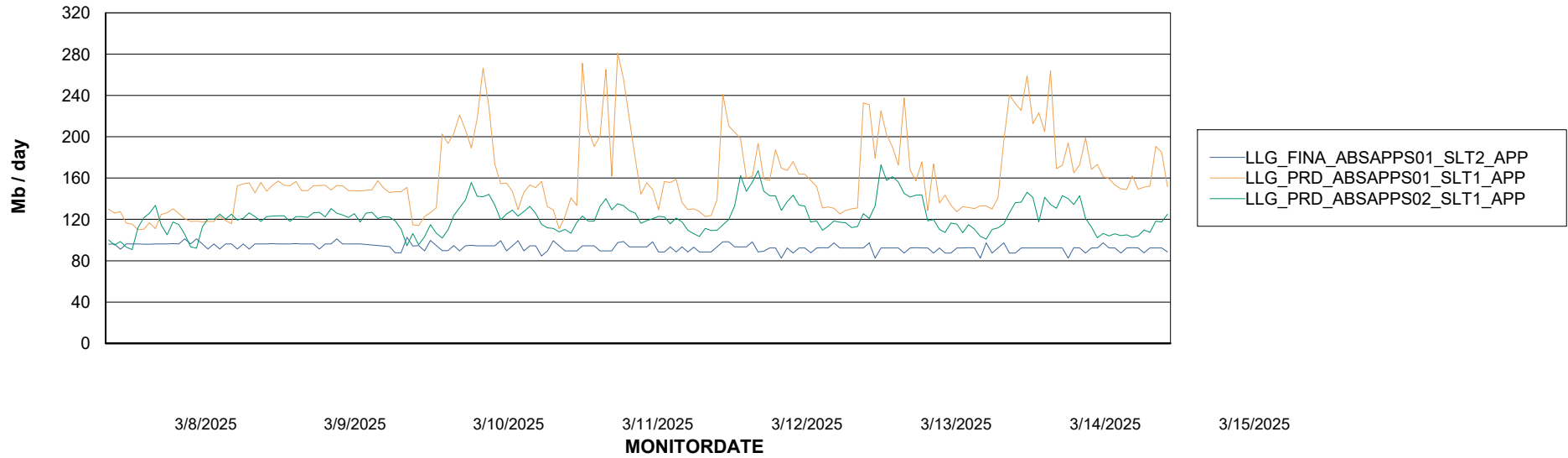
# Weekly SLA Customer Report

Customer LLG\_Production  
Database ID 148

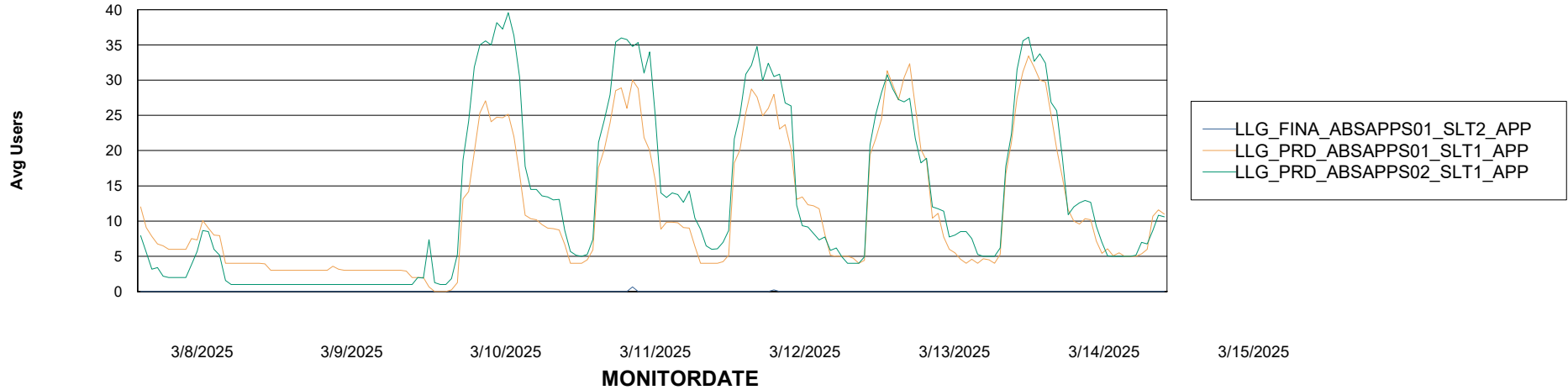


## ABSSolute Application Server Services

### Avg memory used per ABS Server Service



### Avg users per day per ABS server



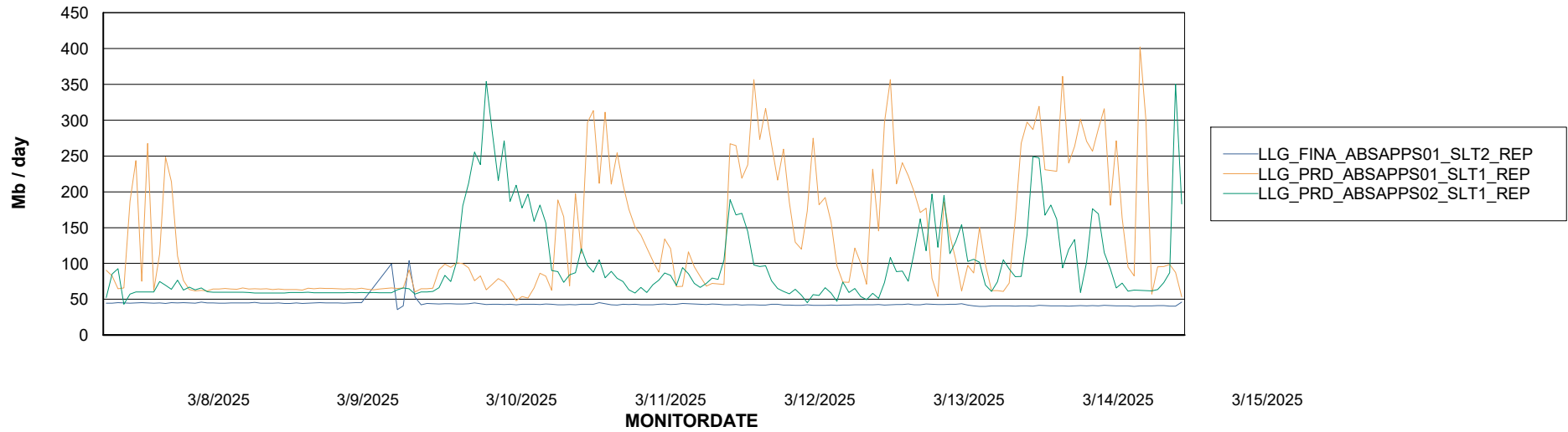
# Weekly SLA Customer Report

Customer LLG\_Production  
Database ID 148



## ABSSolute Application ReportServer Services

### Avg memory used per ReportServer Service



### Disaster per ABS component

