

# Weekly SLA Customer Report

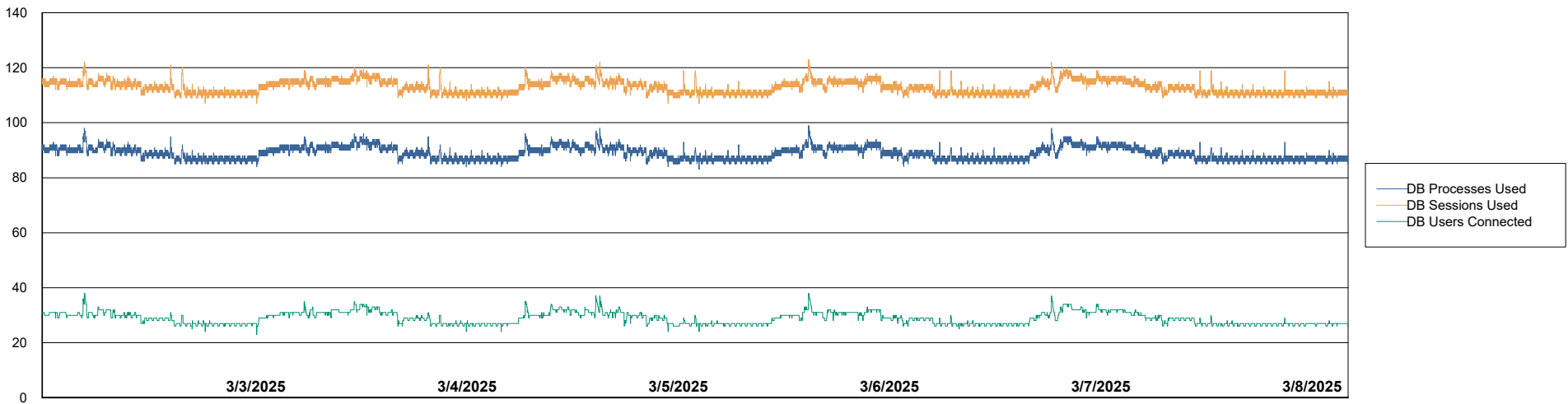
Customer RAS\_Production  
 Database ID 189



Harddisk Usage RAS\_PRD\_NEDLIN-ST-APP01

	Free disk space on C: (%)	Total disk space on C: (Gb)	Used disk space on C: (Gb)	Free disk space on D: (%)	Total disk space on D: (Gb)	Used disk space on D: (Gb)	Free disk space on E: (%)	Total disk space on E: (Gb)	Used disk space on E: (Gb)
3/8/2025	31	249	173	17	310	256	58	100	42
3/7/2025	31	249	172	21	310	245	55	100	45
3/6/2025	32	249	171	25	310	233	55	100	45
3/5/2025	32	249	170	25	310	233	54	100	46
3/4/2025	32	249	169	25	310	233	54	100	45
3/3/2025	33	249	168	25	310	233	61	100	39
3/2/2025	33	249	168	25	310	233	56	100	44

Database Performance RAS\_PRD\_NEDLIN-ST-APP01\_ABS1



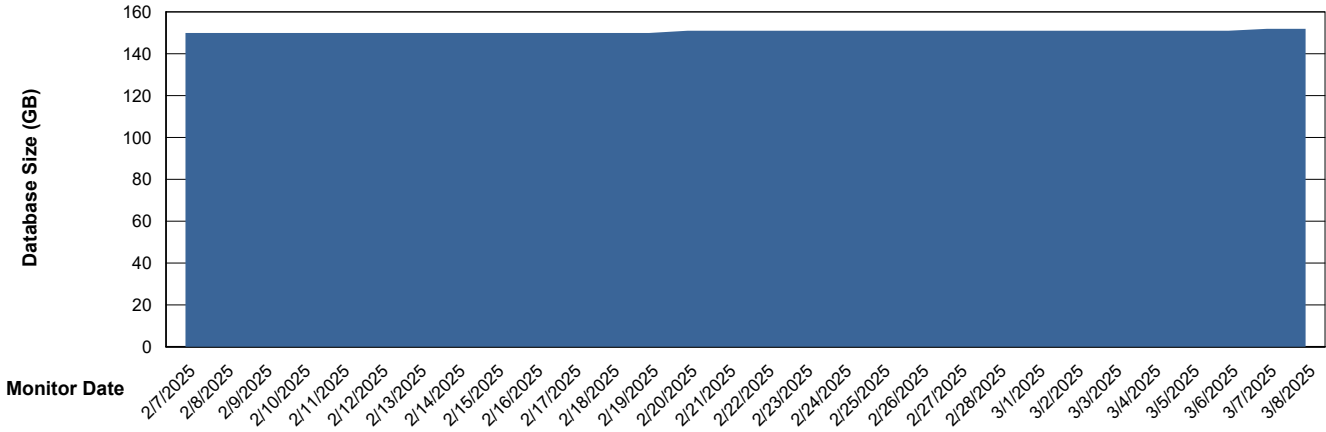
# Weekly SLA Customer Report

Customer RAS\_Production  
 Database ID 189



DATABASE SIZE RAS\_PRD\_NEDLIN-ST-APP01\_ABS1

## Database growth over last month



Database Tablespace RAS\_PRD\_NEDLIN-ST-APP01\_ABS1

Date	Tablespace Name	Filesize (Gb)	Usedsize (Gb)	Percentage free
3/8/2025	ABSDATA	60	39	36
	INDX	128	98	24
3/7/2025	ABSDATA	60	39	36
	INDX	128	98	24
3/6/2025	ABSDATA	60	39	36
	INDX	128	97	24
3/5/2025	ABSDATA	60	39	36
	INDX	128	97	24
3/4/2025	ABSDATA	60	39	36
	INDX	128	97	24
3/3/2025	ABSDATA	60	39	36
	INDX	128	97	24
3/2/2025	ABSDATA	60	39	36
	INDX	128	97	24

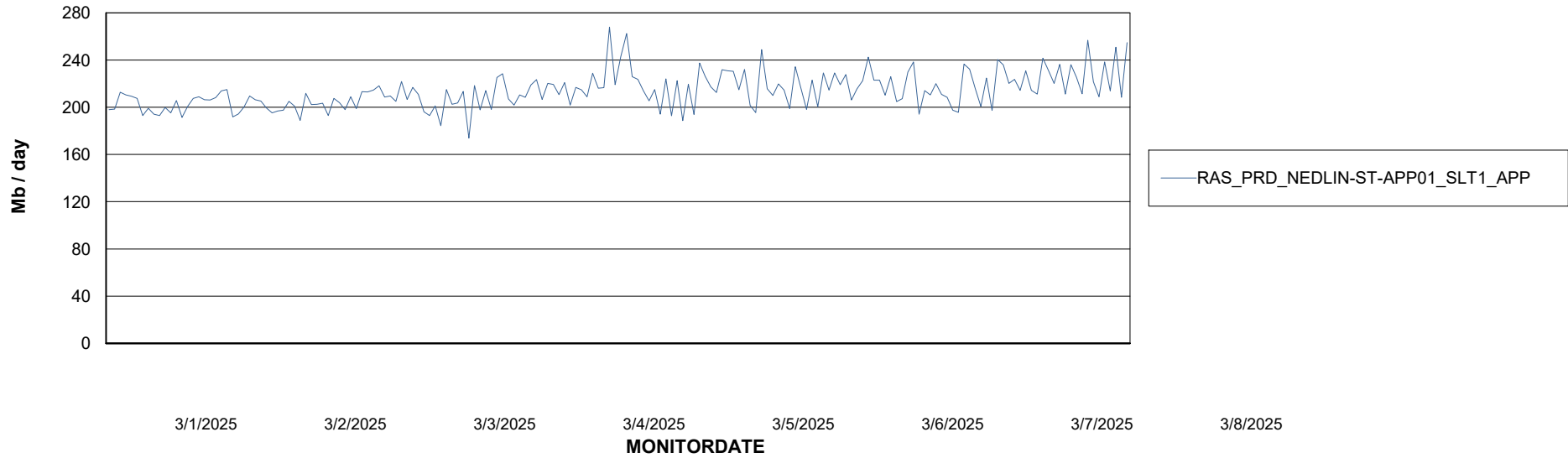
# Weekly SLA Customer Report

Customer RAS\_Production  
Database ID 189

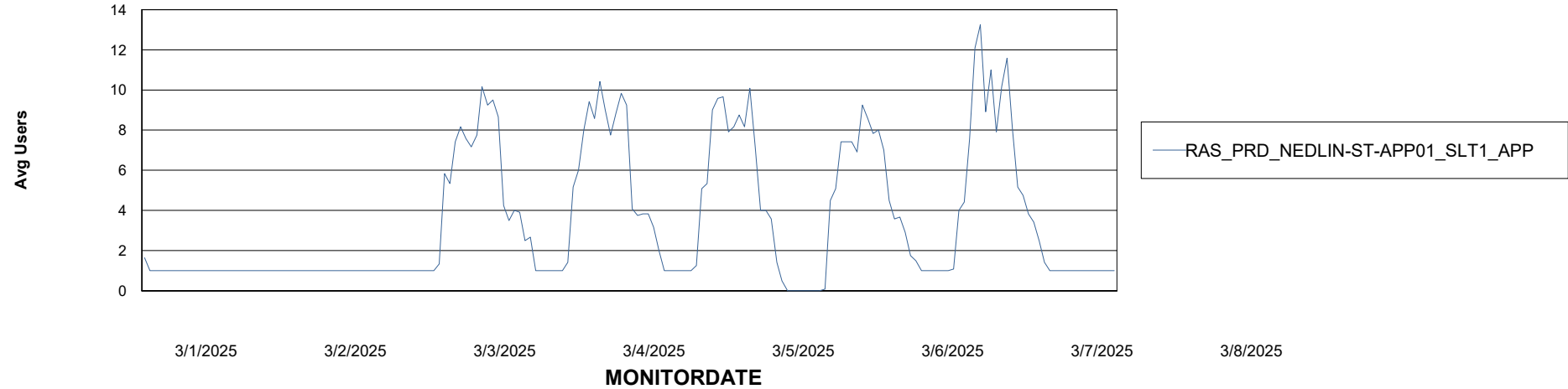


## ABSSolute Application Server Services

### Avg memory used per ABS Server Service



### Avg users per day per ABS server



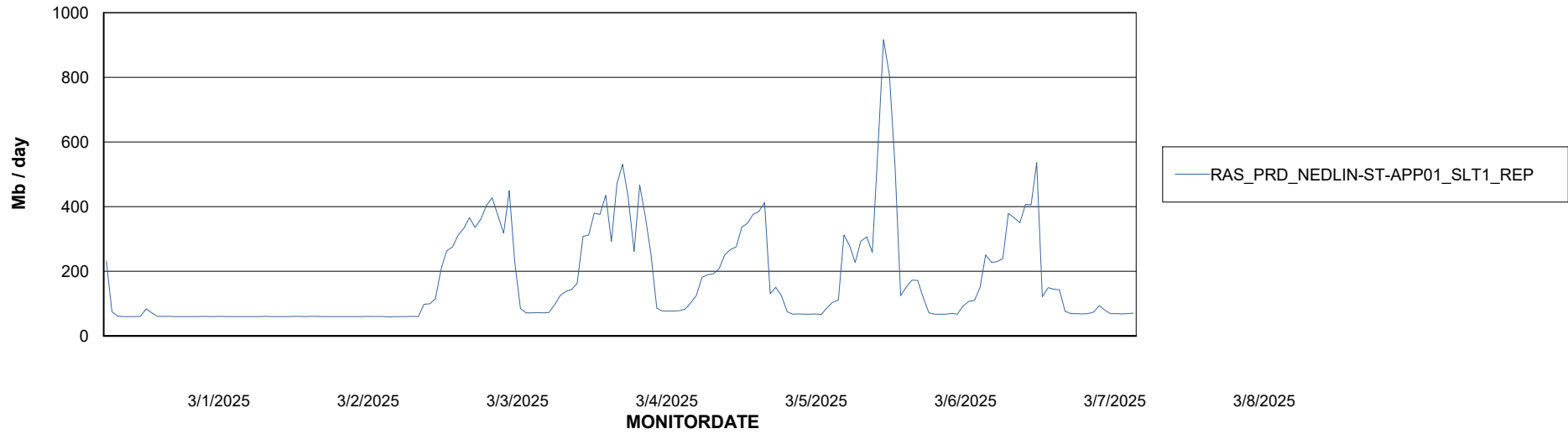
# Weekly SLA Customer Report

Customer RAS\_Production  
Database ID 189



## ABSSolute Application ReportServer Services

### Avg memory used per ReportServer Service



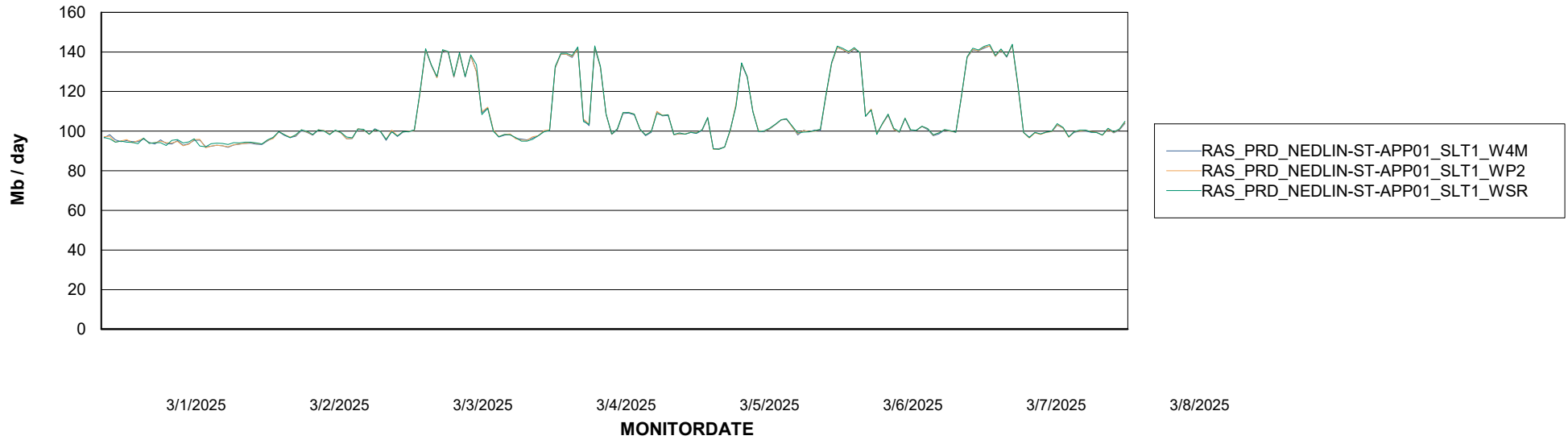
# Weekly SLA Customer Report

Customer RAS\_Production  
Database ID 189



## ABSSolute Web Component Services

### Avg memory used per ABS Web component



# Weekly SLA Customer Report

Customer RAS\_Production  
Database ID 189



### Disaster per ABS component

