

Weekly SLA Customer Report

Customer NIX_Production
 Database ID 51



Harddisk Usage NIX_PRD_ABSAPP01

	Free disk space on C: (%)	Total disk space on C: (Gb)	Used disk space on C: (Gb)	Free disk space on E: (%)	Total disk space on E: (Gb)	Used disk space on E: (Gb)
3/8/2025	72	207	57	100	98	0
3/7/2025	72	207	57	100	98	0
3/6/2025	73	207	57	100	98	0
3/5/2025	73	207	57	100	98	0
3/4/2025	73	207	57	100	98	0
3/3/2025	73	207	56	100	98	0
3/2/2025	73	207	56	100	98	0

Harddisk Usage NIX_PRD_ABSAPP04

	Free disk space on C: (%)	Total disk space on C: (Gb)	Used disk space on C: (Gb)
3/8/2025	24	127	96
3/7/2025	24	127	96
3/6/2025	23	127	97
3/5/2025	23	127	98
3/4/2025	24	127	96
3/3/2025	24	127	96
3/2/2025	23	127	97

Weekly SLA Customer Report

Customer NIX_Production
Database ID 51



Harddisk Usage NIX_PRD_ABSBI

	Free disk space on C: (%)	Total disk space on C: (Gb)	Used disk space on C: (Gb)	Free disk space on E: (%)	Total disk space on E: (Gb)	Used disk space on E: (Gb)
3/8/2025	58	179	76	49	700	358
3/7/2025	58	179	76	49	700	356
3/6/2025	58	179	75	49	700	356
3/5/2025	58	179	75	49	700	356
3/4/2025	58	179	75	49	700	356
3/3/2025	58	179	75	49	700	357
3/2/2025	58	179	75	49	700	356

Harddisk Usage NIX_PRD_ABSDB01

	Free disk space on C: (%)	Total disk space on C: (Gb)	Used disk space on C: (Gb)	Free disk space on D: (%)	Total disk space on D: (Gb)	Used disk space on D: (Gb)	Free disk space on E: (%)	Total disk space on E: (Gb)	Used disk space on E: (Gb)	Free disk space on F: (%)
3/8/2025	86	554	77	27	586	427	36	605	389	81
3/7/2025	86	554	76	27	586	427	36	605	387	81
3/6/2025	86	554	75	27	586	427	36	605	387	81
3/5/2025	86	554	75	27	586	427	36	605	386	81
3/4/2025	86	554	75	27	586	427	36	605	385	81
3/3/2025	86	554	75	27	586	427	36	605	386	81
3/2/2025	86	554	75	27	586	427	36	605	388	81

Weekly SLA Customer Report

Customer NIX_Production
 Database ID 51



Harddisk Usage NIX_PRD_ABSDB02

	Free disk space on C: (%)	Total disk space on C: (Gb)	Used disk space on C: (Gb)	Free disk space on D: (%)	Total disk space on D: (Gb)	Used disk space on D: (Gb)	Free disk space on E: (%)	Total disk space on E: (Gb)	Used disk space on E: (Gb)	Free disk space on F: (%)
3/8/2025	86	574	81	19	488	397	43	684	389	100
3/7/2025	86	574	81	19	488	397	43	684	387	100
3/6/2025	86	574	81	19	488	397	43	684	386	100
3/5/2025	86	574	81	19	488	397	44	684	386	100
3/4/2025	86	574	81	19	488	397	44	684	385	100
3/3/2025	86	574	80	19	488	397	44	684	385	100
3/2/2025	86	574	81	19	488	397	43	684	388	100

Harddisk Usage NIX_PRD_ABSWEB02

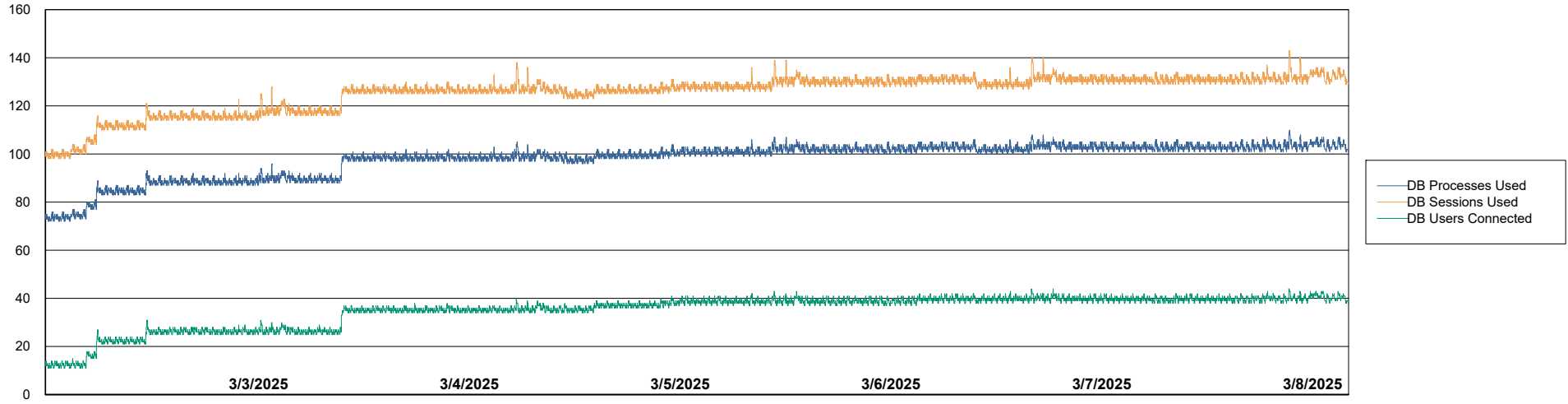
	Free disk space on C: (%)	Total disk space on C: (Gb)	Used disk space on C: (Gb)
3/8/2025	82	300	55
3/7/2025	82	300	54
3/6/2025	82	300	54
3/5/2025	82	300	54
3/4/2025	82	300	54
3/3/2025	82	300	54
3/2/2025	82	300	54

Weekly SLA Customer Report

Customer NIX_Production
Database ID 51



Database Performance NIX_PRD_ABSBI_ABS1

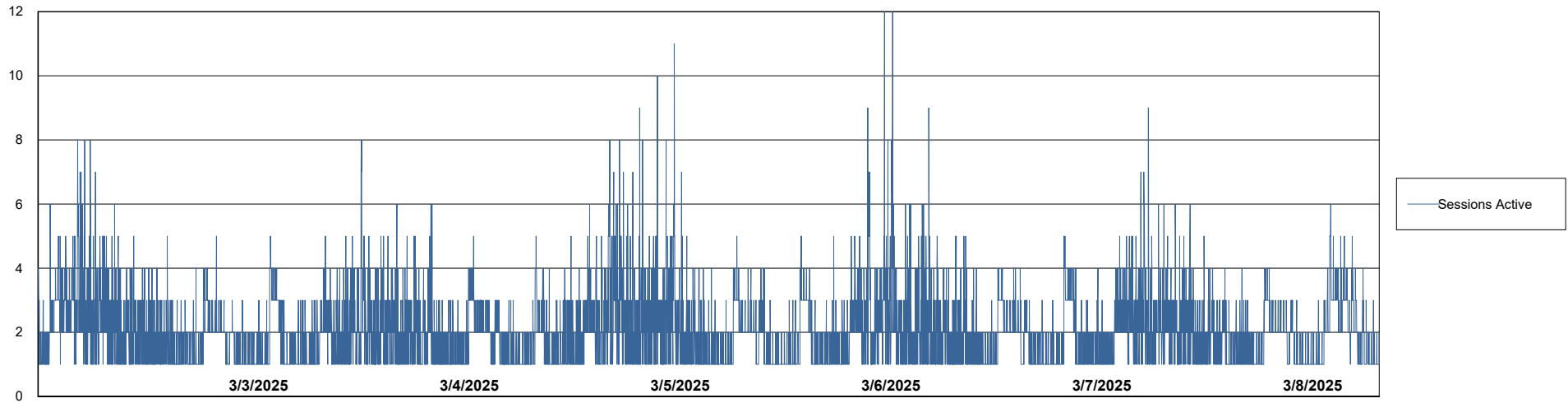
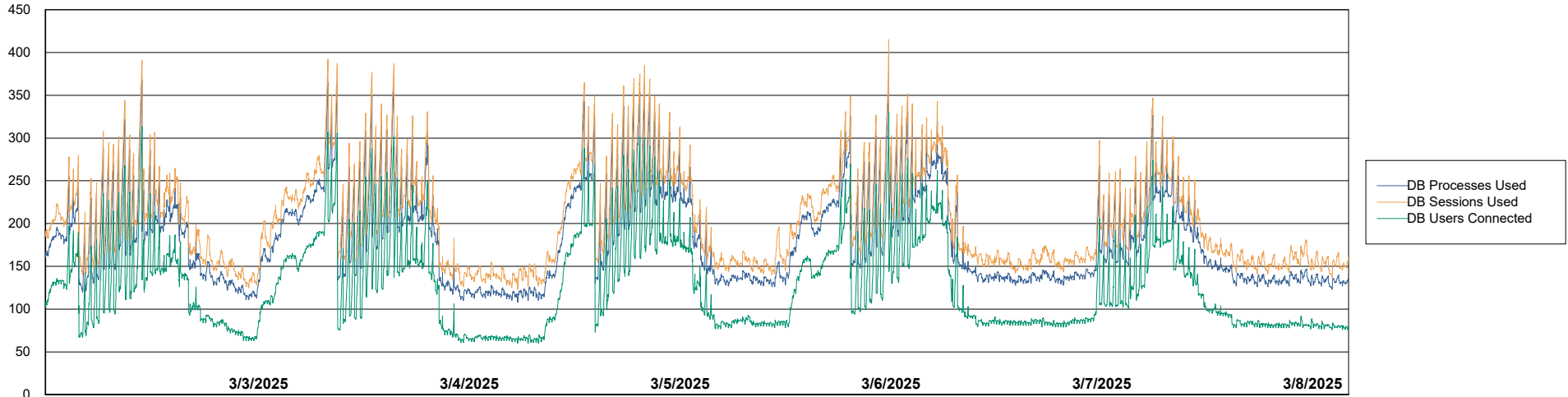


Weekly SLA Customer Report

Customer NIX_Production
Database ID 51



Database Performance NIX_PRD_ABSD01_ABS1



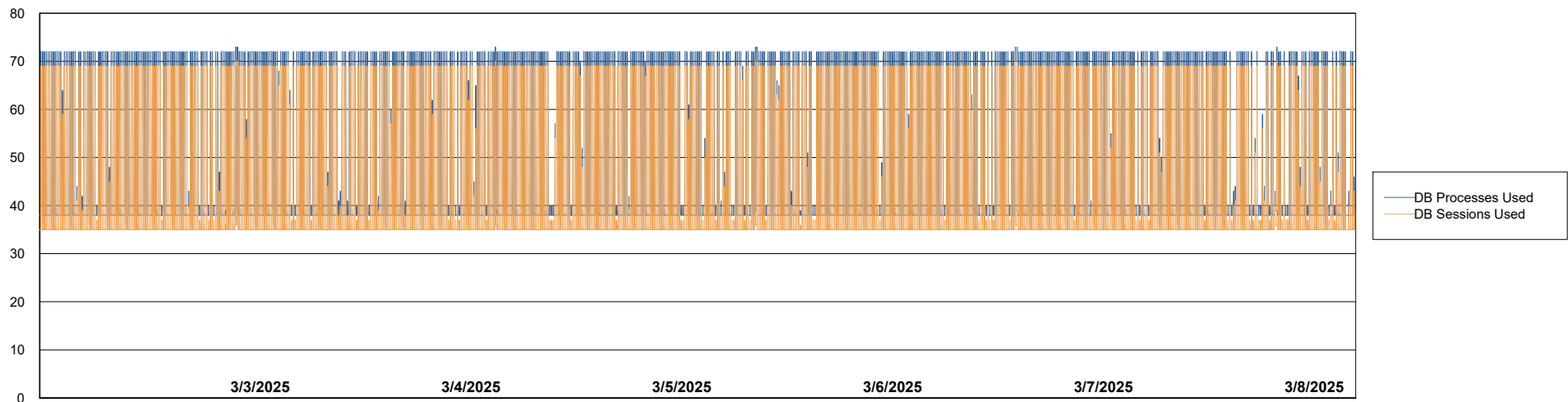
Weekly SLA Customer Report

Customer NIX_Production
Database ID 51



Database Performance NIX_PRD_ABSD02_HSBABS1

DB Processes Max 300



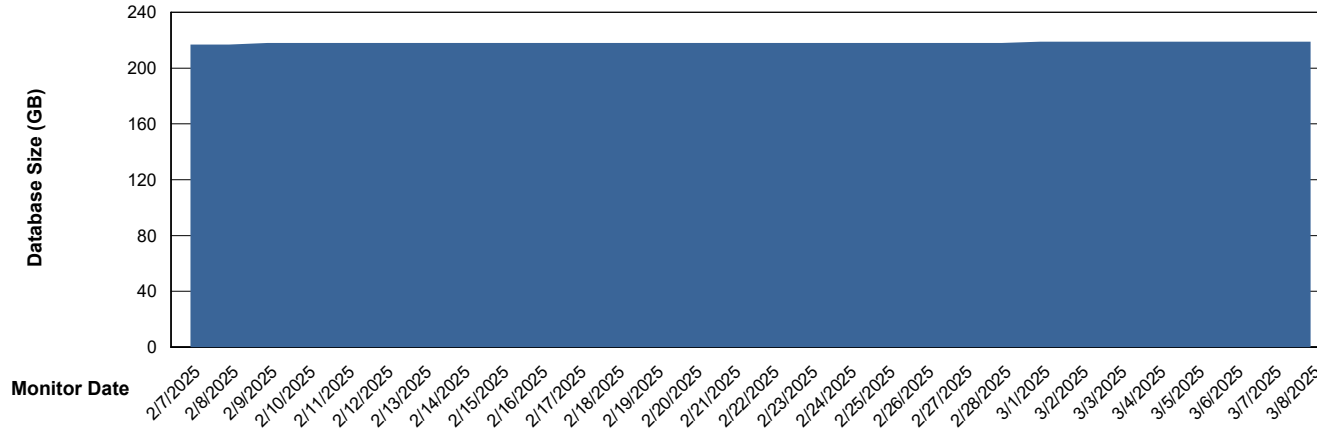
Weekly SLA Customer Report

Customer NIX_Production
Database ID 51



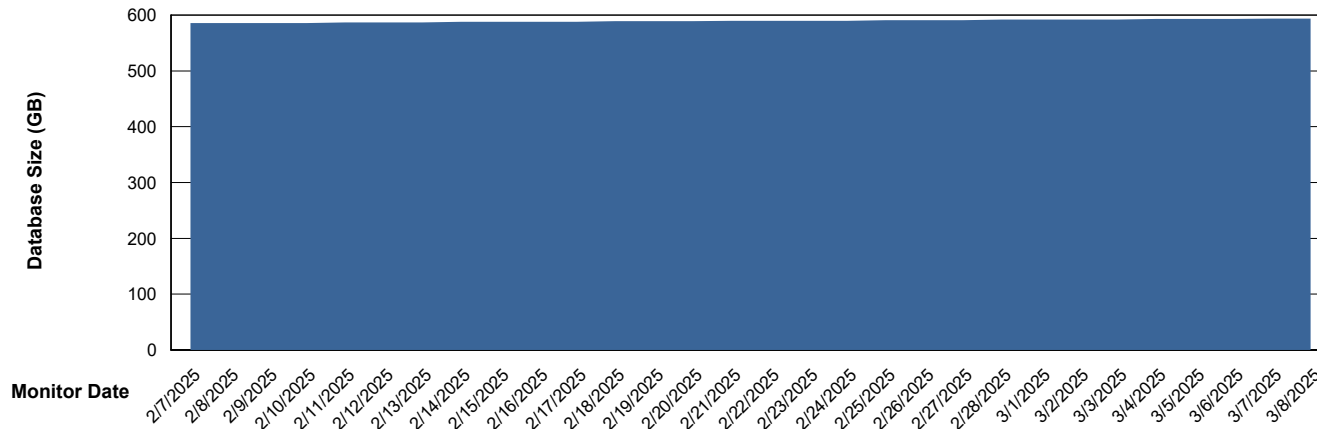
DATABASE SIZE NIX_PRD_ABSBI_ABS1

Database growth over last month



DATABASE SIZE NIX_PRD_ABSDB01_ABS1

Database growth over last month



Weekly SLA Customer Report

Customer NIX_Production
 Database ID 51



Database Tablespace NIX_PRD_ABSBI_ABS1

Date	Tablespace Name	Filesize (Gb)	Usedsize (Gb)	Percentage free
3/8/2025	ABSDATA	115	96	17
	INDX	147	122	17
3/7/2025	ABSDATA	115	95	17
	INDX	147	122	17
3/6/2025	ABSDATA	115	95	17
	INDX	147	122	17
3/5/2025	ABSDATA	115	95	17
	INDX	147	122	17
3/4/2025	ABSDATA	115	95	17
	INDX	147	122	17
3/3/2025	ABSDATA	115	95	17
	INDX	147	122	17
3/2/2025	ABSDATA	115	95	17
	INDX	147	122	17

Weekly SLA Customer Report

Customer NIX_Production
 Database ID 51



Database Tablespace NIX_PRD_ABSD01_ABS1

Date	Tablespace Name	Filesize (Gb)	Usedsize (Gb)	Percentage free
3/8/2025	ABSDATA	328	272	17
	INDX	360	295	18
3/7/2025	ABSDATA	328	272	17
	INDX	360	294	18
3/6/2025	ABSDATA	328	272	17
	INDX	360	294	18
3/5/2025	ABSDATA	328	272	17
	INDX	360	294	18
3/4/2025	ABSDATA	328	271	17
	INDX	360	294	18
3/3/2025	ABSDATA	328	271	17
	INDX	360	294	18
3/2/2025	ABSDATA	328	271	17
	INDX	360	294	18

BI Status and last ETL error for NIX_PRD_ABSBI_ABS1

	Mon 3/3/2025	Tue 4/3/2025	Wed 5/3/2025	Thu 6/3/2025	Fri 7/3/2025	Sat 8/3/2025
ABS DataWarehouse ETL Health	OK	OK	OK	OK	OK	OK
ABS DWHStaging ETL Health	OK	OK	OK	OK	OK	OK

Weekly SLA Customer Report

Customer NIX_Production
Database ID 51



BI last ETL error for	NIX_PRD_ABSBI_ABS1
-----------------------	--------------------

Sun, 2-03-2025	None
Sat, 8-03-2025	None
Wed, 5-03-2025	None
Wed, 5-03-2025	None
Sun, 2-03-2025	None
Fri, 7-03-2025	None
Tue, 4-03-2025	None
Mon, 3-03-2025	None
Sat, 8-03-2025	None
Tue, 4-03-2025	None
Fri, 7-03-2025	None
Mon, 3-03-2025	None
Thu, 6-03-2025	None
Thu, 6-03-2025	None

Weekly SLA Customer Report

Customer NIX_Production
Database ID 51



Standby Database Health NIX_Production

Recovery lag for last 7 days



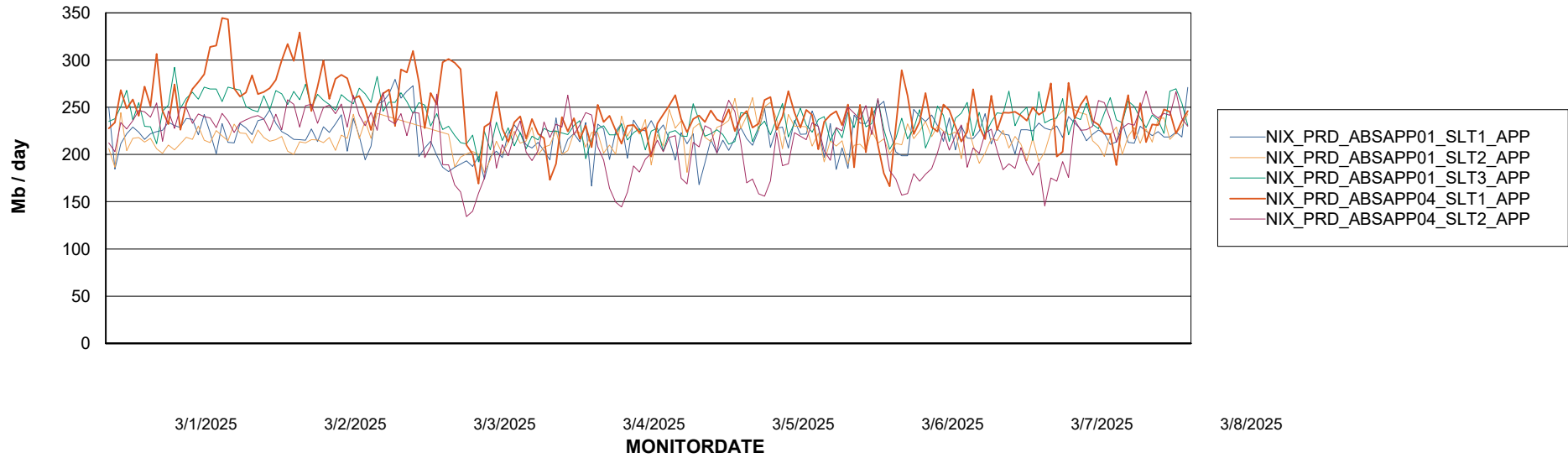
Weekly SLA Customer Report

Customer NIX_Production
Database ID 51

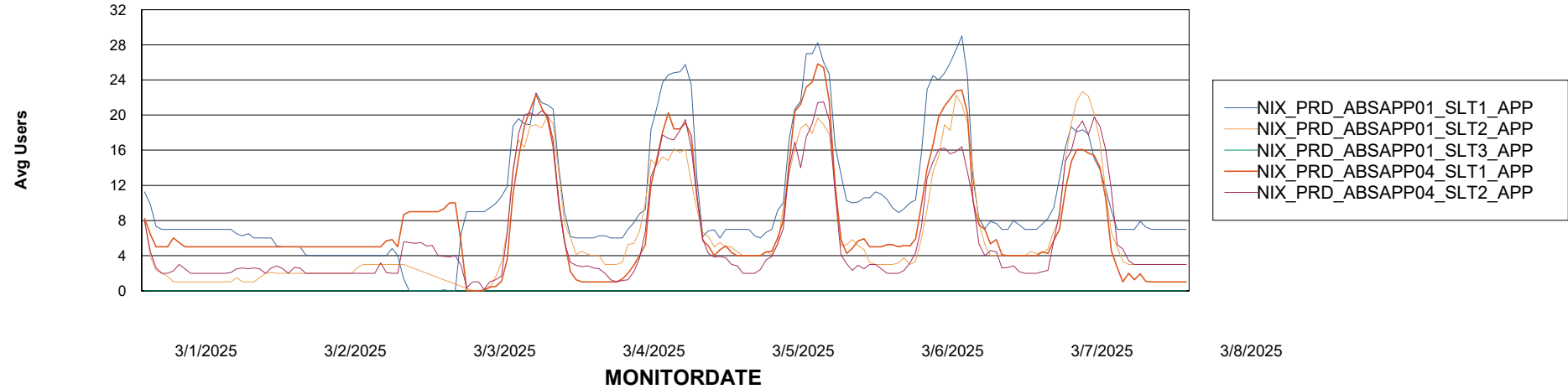


ABSSolute Application Server Services

Avg memory used per ABS Server Service



Avg users per day per ABS server



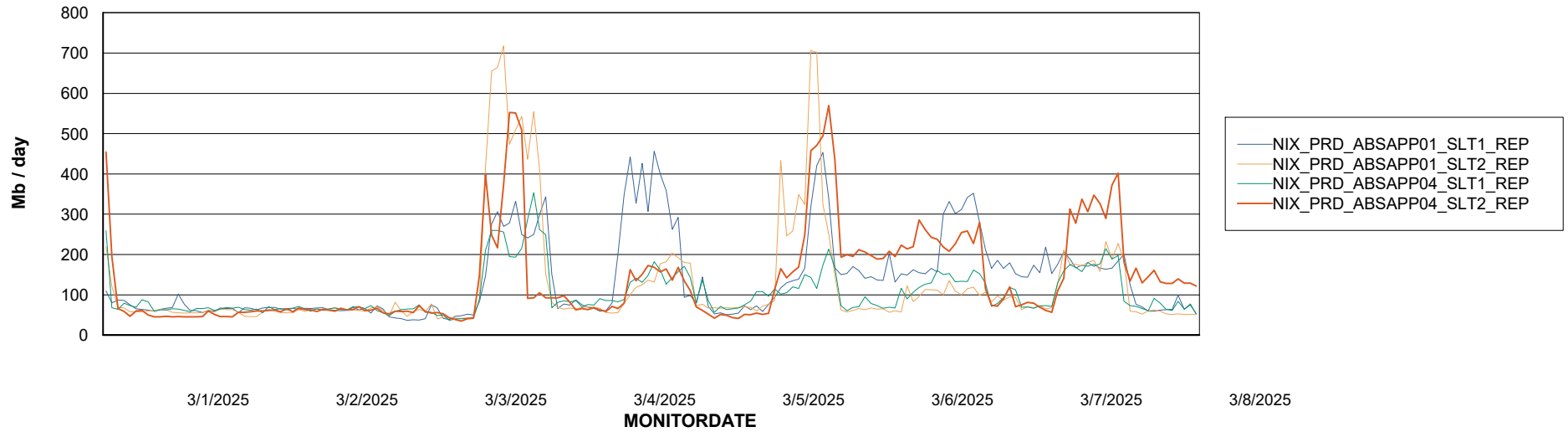
Weekly SLA Customer Report

Customer NIX_Production
Database ID 51



ABSSolute Application ReportServer Services

Avg memory used per ReportServer Service



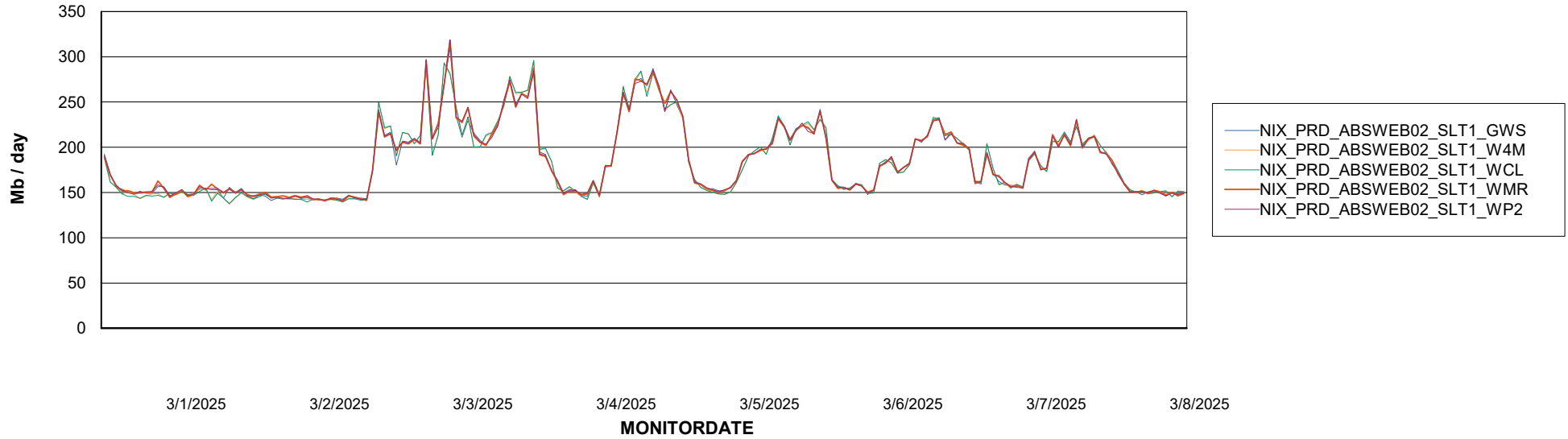
Weekly SLA Customer Report

Customer NIX_Production
Database ID 51



ABSSolute Web Component Services

Avg memory used per ABS Web component



Weekly SLA Customer Report

Customer NIX_Production
Database ID 51



Disaster per ABS component

