

# Weekly SLA Customer Report

Customer LLG\_Production  
Database ID 148



## Harddisk Usage LLG\_ABSAPPS01

	Free disk space on C: (%)	Total disk space on C: (Gb)	Used disk space on C: (Gb)	Free disk space on D: (%)	Total disk space on D: (Gb)	Used disk space on D: (Gb)
3/8/2025	86	500	69	98	393	9
3/7/2025	86	500	69	98	393	9
3/6/2025	86	500	69	98	393	9
3/5/2025	86	500	69	98	393	9
3/4/2025	86	500	68	98	393	9
3/3/2025	86	500	68	98	393	9
3/2/2025	86	500	68	98	393	9

## Harddisk Usage LLG\_ABSApps02

	Free disk space on C: (%)	Total disk space on C: (Gb)	Used disk space on C: (Gb)	Free disk space on D: (%)	Total disk space on D: (Gb)	Used disk space on D: (Gb)
3/8/2025	91	500	44	96	393	16
3/7/2025	91	500	44	96	393	16
3/6/2025	91	500	44	96	393	16
3/5/2025	91	500	44	96	393	16
3/4/2025	91	500	44	96	393	16
3/3/2025	91	500	44	96	393	16
3/2/2025	91	500	44	96	393	16

# Weekly SLA Customer Report

Customer LLG\_Production  
Database ID 148



## Harddisk Usage LLG\_ABSBI01

	Free disk space on C: (%)	Total disk space on C: (Gb)	Used disk space on C: (Gb)	Free disk space on D: (%)	Total disk space on D: (Gb)	Used disk space on D: (Gb)
3/8/2025	83	446	76	90	2,681	258
3/7/2025	83	446	76	90	2,681	257
3/6/2025	83	446	76	90	2,681	257
3/5/2025	83	446	76	90	2,681	257
3/4/2025	83	446	76	90	2,681	257
3/3/2025	83	446	76	90	2,681	257
3/2/2025	83	446	76	90	2,681	257

## Harddisk Usage LLG\_ABSDB01

	Free disk space on C: (%)	Total disk space on C: (Gb)	Used disk space on C: (Gb)	Free disk space on D: (%)	Total disk space on D: (Gb)	Used disk space on D: (Gb)	Free disk space on E: (%)	Total disk space on E: (Gb)	Used disk space on E: (Gb)
3/8/2025	88	446	55	70	1,605	484	68	1,077	349
3/7/2025	88	446	55	70	1,605	484	68	1,077	347
3/6/2025	88	446	55	70	1,605	484	68	1,077	347
3/5/2025	88	446	55	70	1,605	484	68	1,077	347
3/4/2025	88	446	55	70	1,605	484	68	1,077	348
3/3/2025	88	446	55	70	1,605	484	67	1,077	353
3/2/2025	88	446	55	70	1,605	484	66	1,077	365

# Weekly SLA Customer Report

Customer LLG\_Production  
Database ID 148



Harddisk Usage LLG\_ABSDB02

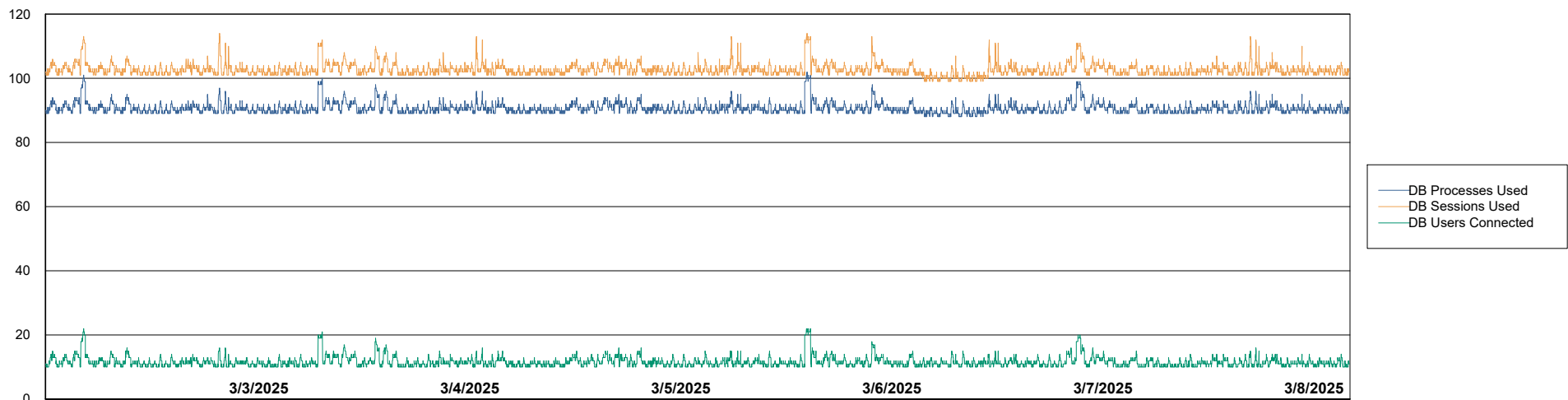
	Free disk space on C: (%)	Total disk space on C: (Gb)	Used disk space on C: (Gb)	Free disk space on D: (%)	Total disk space on D: (Gb)	Used disk space on D: (Gb)	Free disk space on E: (%)	Total disk space on E: (Gb)	Used disk space on E: (Gb)
3/8/2025	64	446	162	62	1,605	614	99	1,077	8
3/7/2025	64	446	162	62	1,605	614	98	1,077	18
3/6/2025	64	446	162	62	1,605	614	83	1,077	186
3/5/2025	64	446	162	62	1,605	614	83	1,077	184
3/4/2025	64	446	162	62	1,605	614	83	1,077	182
3/3/2025	65	446	157	62	1,605	614	83	1,077	184
3/2/2025	66	446	150	62	1,605	614	98	1,077	27

# Weekly SLA Customer Report

Customer LLG\_Production  
Database ID 148



## Database Performance LLG\_ABSBI01\_BI\_PROD\_ABS1



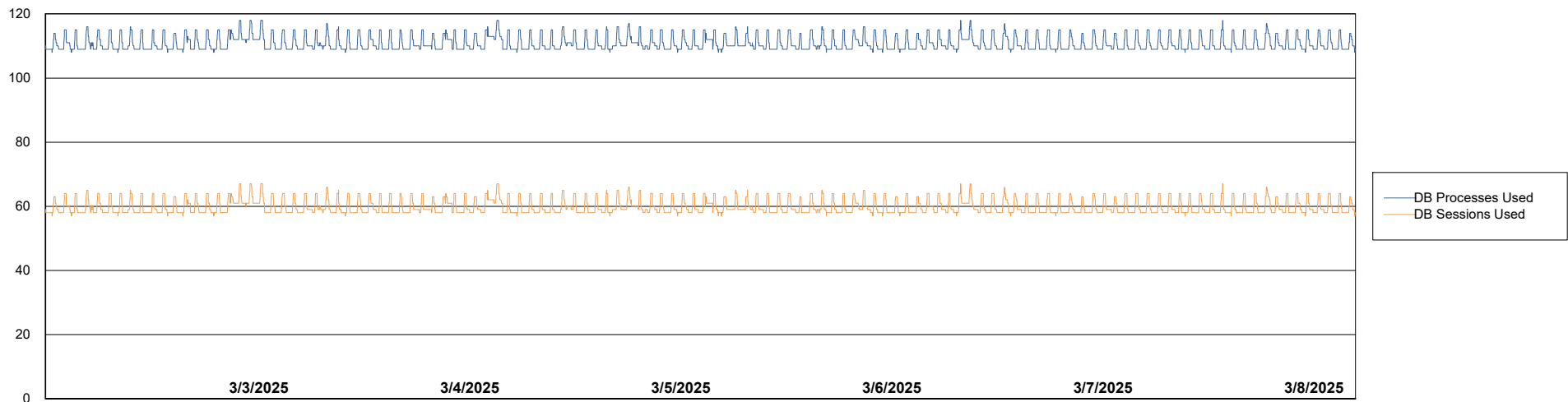
# Weekly SLA Customer Report

Customer LLG\_Production  
Database ID 148



## Database Performance LLG\_ABSDB02\_PROD\_HSBABS1

DB Processes Max 300  
DB Processes Max 0  
DB Processes Max 4

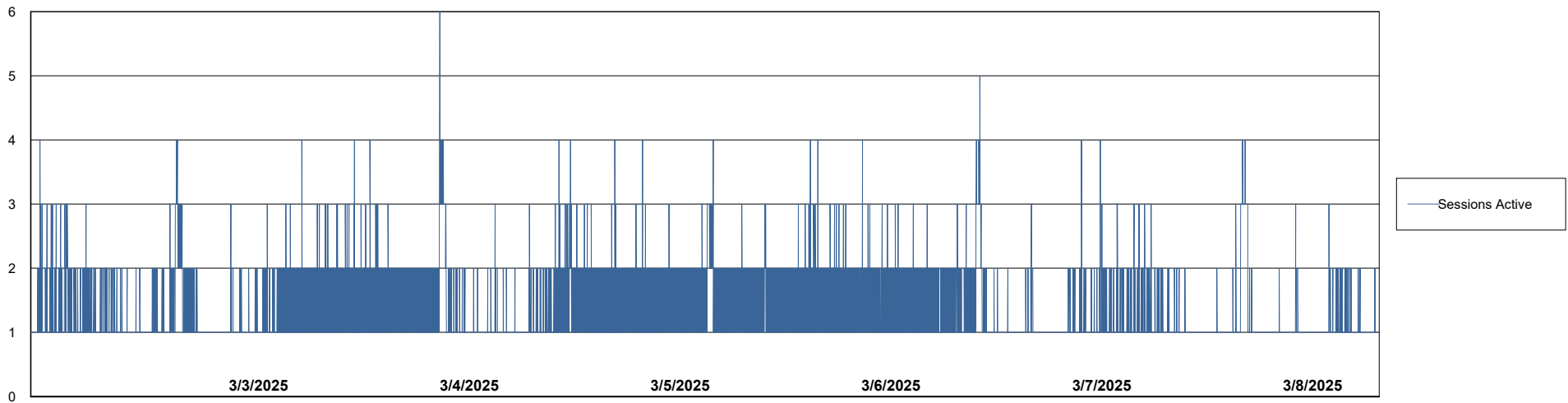
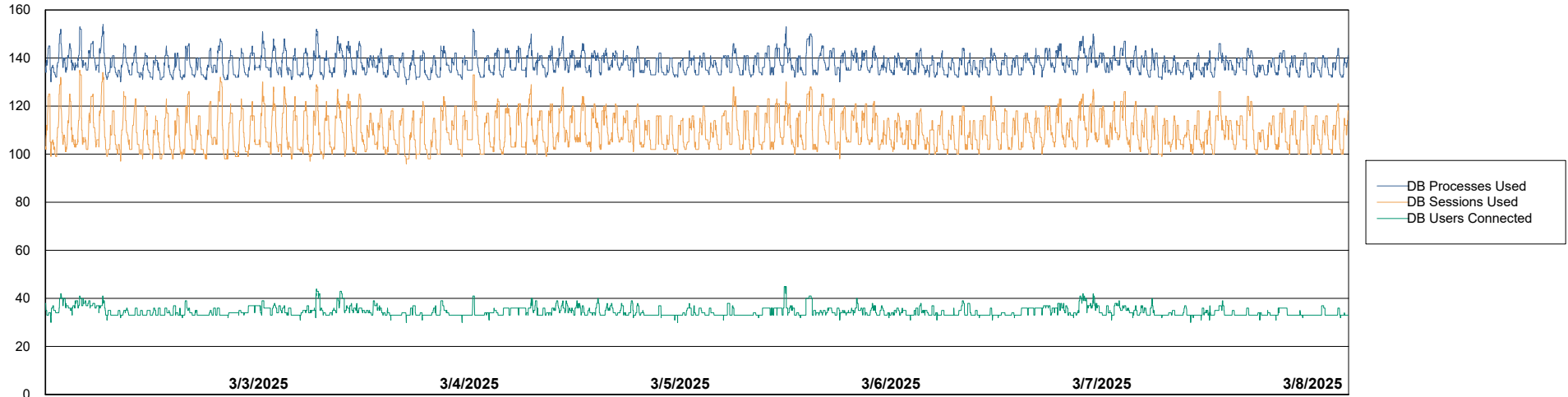


# Weekly SLA Customer Report

Customer LLG\_Production  
Database ID 148



## Database Performance LLG\_ABSDB1\_PROD\_ABS1



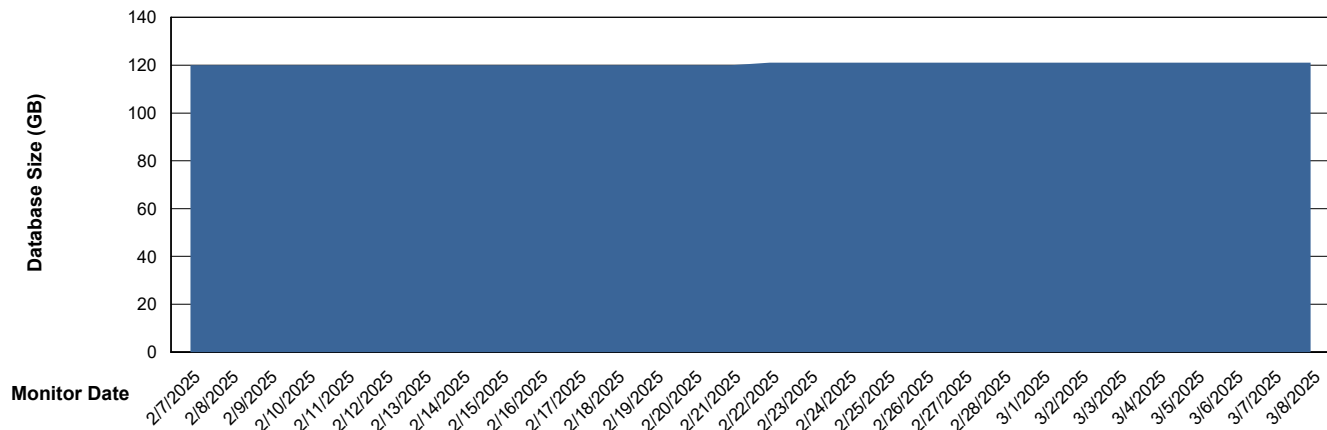
# Weekly SLA Customer Report

Customer      LLG\_Production  
Database ID    148



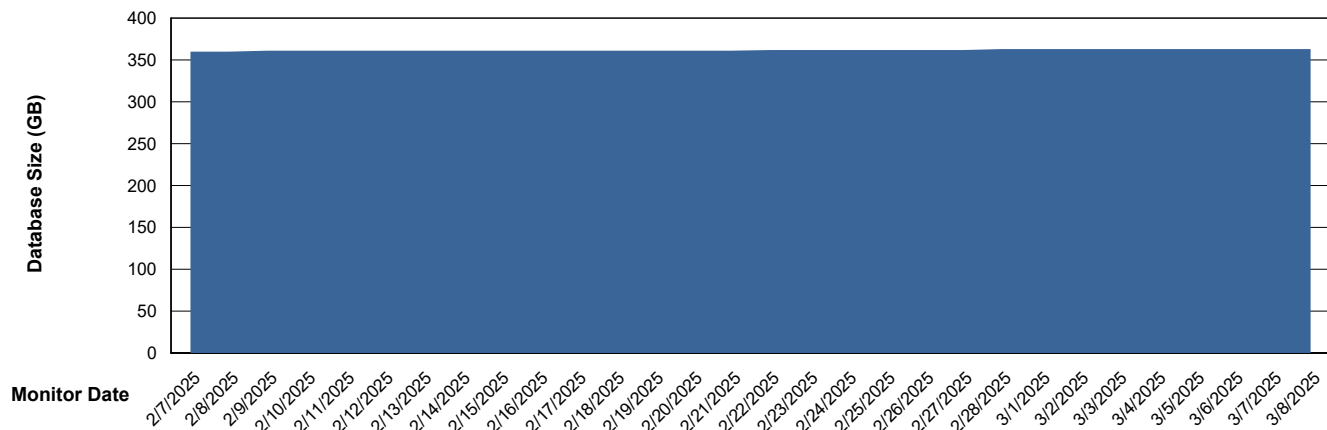
DATABASE SIZE    LLG\_ABSBI01\_BI\_PROD\_ABS1

### Database growth over last month



DATABASE SIZE    LLG\_ABSDB1\_PROD\_ABS1

### Database growth over last month



# Weekly SLA Customer Report

Customer LLG\_Production  
Database ID 148



Database Tablespace LLG\_ABSBI01\_BI\_PROD\_ABS1

Date	Tablespace Name	Filesize (Gb)	Usedsize (Gb)	Percentage free
3/8/2025	ABSDATA	64	50	22
	INDX	76	63	17
3/7/2025	ABSDATA	64	50	22
	INDX	76	63	17
3/6/2025	ABSDATA	64	50	22
	INDX	76	63	17
3/5/2025	ABSDATA	64	49	23
	INDX	76	63	17
3/4/2025	ABSDATA	64	49	23
	INDX	76	63	17
3/3/2025	ABSDATA	64	49	23
	INDX	76	63	17
3/2/2025	ABSDATA	64	49	23
	INDX	76	63	17

# Weekly SLA Customer Report

Customer LLG\_Production  
 Database ID 148



Database Tablespace LLG\_ABSDB1\_PROD\_ABS1

Date	Tablespace Name	Filesize (Gb)	Usedsize (Gb)	Percentage free
3/8/2025	ABSDATA	188	148	21
	INDX	245	200	18
3/7/2025	ABSDATA	188	148	21
	INDX	245	200	18
3/6/2025	ABSDATA	188	148	21
	INDX	245	200	18
3/5/2025	ABSDATA	188	148	21
	INDX	245	200	19
3/4/2025	ABSDATA	188	148	21
	INDX	245	200	19
3/3/2025	ABSDATA	188	148	21
	INDX	245	199	19
3/2/2025	ABSDATA	188	148	21
	INDX	245	199	19

BI Status and last ETL error for LLG\_ABSBI01\_BI\_PROD\_ABS1

	Mon 3/3/2025	Tue 4/3/2025	Wed 5/3/2025	Thu 6/3/2025	Fri 7/3/2025	Sat 8/3/2025
<b>ABS DataWarehouse ETL Health</b>	OK	OK	OK	OK	OK	OK
<b>ABS DWHStaging ETL Health</b>	OK	OK	OK	OK	OK	OK

# Weekly SLA Customer Report

Customer LLG\_Production  
Database ID 148



BI last ETL error for	LLG_ABSBI01_BI_PROD_ABS1
-----------------------	--------------------------

Thu, 6-03-2025	None
Wed, 5-03-2025	None
Fri, 7-03-2025	None
Mon, 3-03-2025	None
Wed, 5-03-2025	None
Sat, 8-03-2025	None
Tue, 4-03-2025	None
Fri, 7-03-2025	None
Thu, 6-03-2025	None
Sat, 8-03-2025	None
Sun, 2-03-2025	None
Mon, 3-03-2025	None
Sun, 2-03-2025	None
Tue, 4-03-2025	None

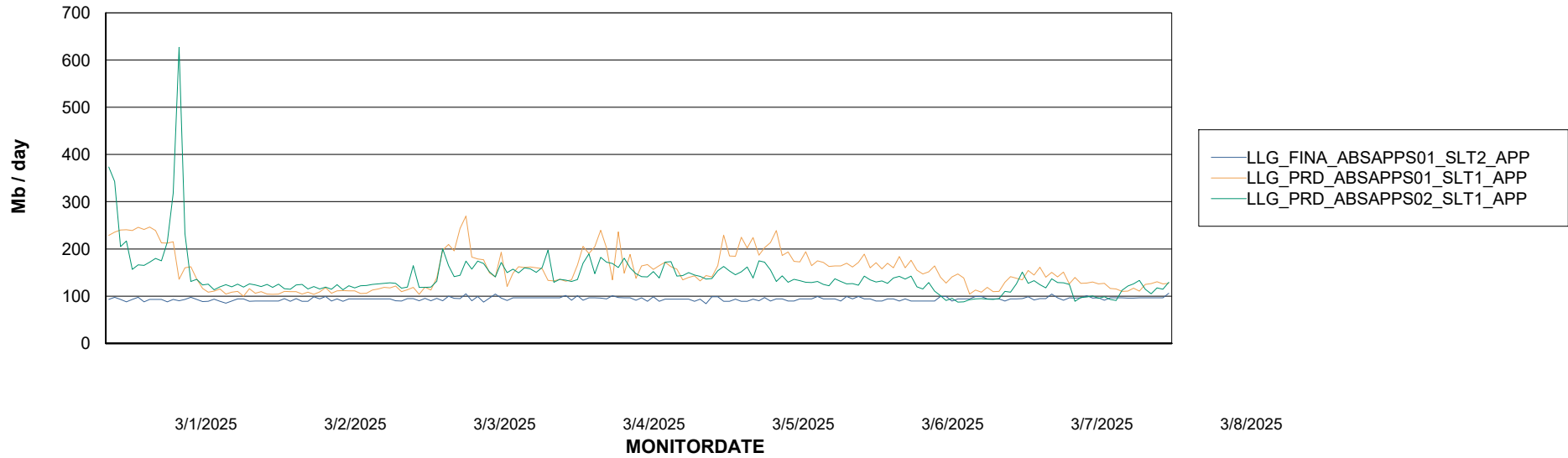
# Weekly SLA Customer Report

Customer LLG\_Production  
Database ID 148

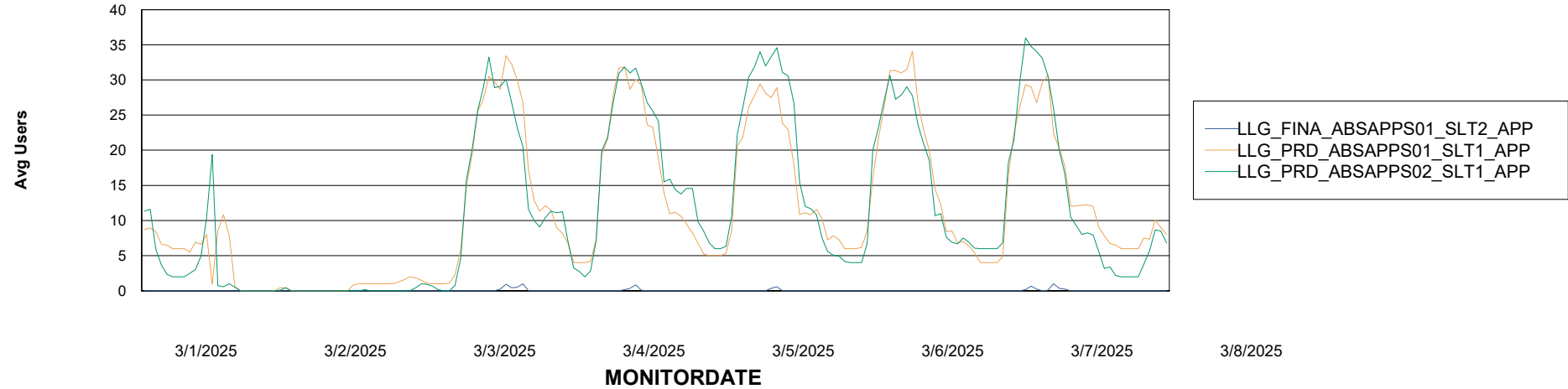


## ABSSolute Application Server Services

### Avg memory used per ABS Server Service



### Avg users per day per ABS server



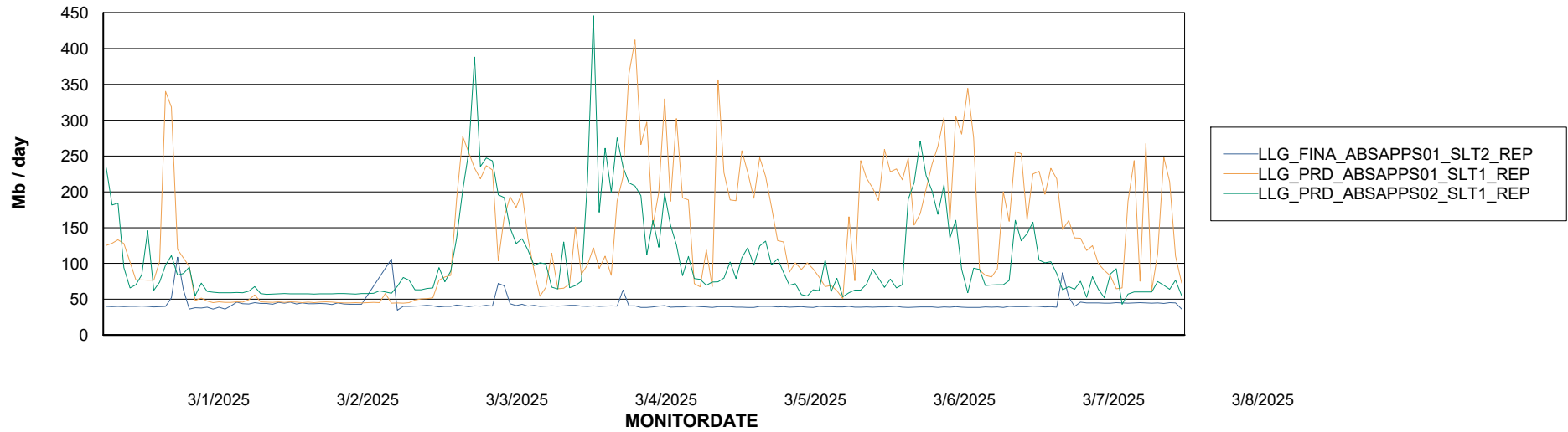
# Weekly SLA Customer Report

Customer LLG\_Production  
Database ID 148



## ABSSolute Application ReportServer Services

### Avg memory used per ReportServer Service



### Disaster per ABS component

