

Weekly SLA Customer Report

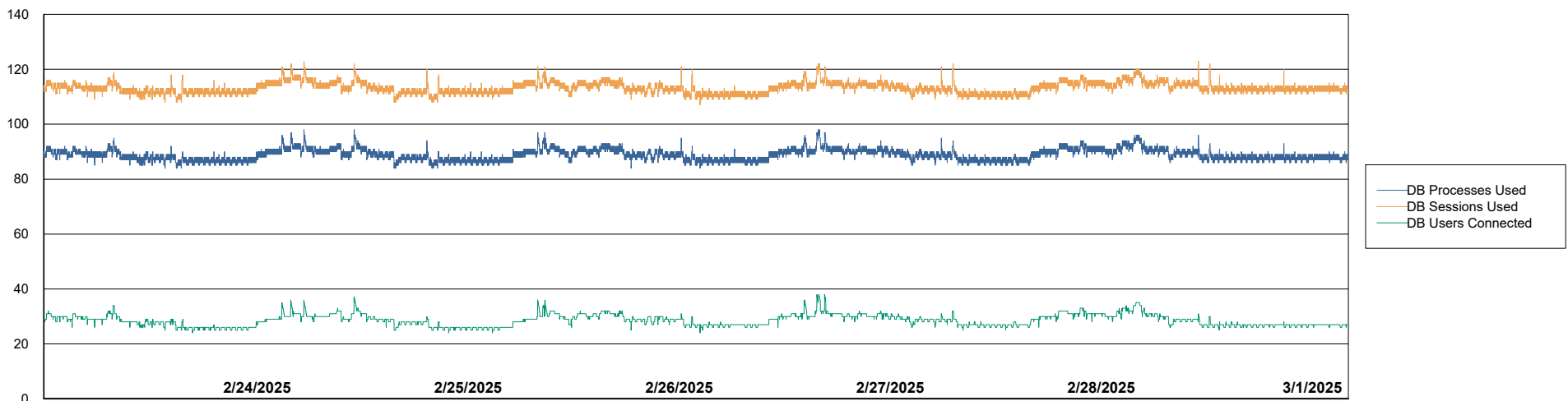
Customer RAS_Production
 Database ID 189



Harddisk Usage RAS_PRD_NEDLIN-ST-APP01

	Free disk space on C: (%)	Total disk space on C: (Gb)	Used disk space on C: (Gb)	Free disk space on D: (%)	Total disk space on D: (Gb)	Used disk space on D: (Gb)	Free disk space on E: (%)	Total disk space on E: (Gb)	Used disk space on E: (Gb)
3/1/2025	33	249	167	25	310	233	58	100	42
2/28/2025	33	249	167	25	310	233	55	100	45
2/27/2025	33	249	168	25	310	233	55	100	45
2/26/2025	32	249	169	25	310	233	52	100	48
2/25/2025	33	249	168	25	310	233	52	100	48
2/24/2025	33	249	168	25	310	233	57	100	43
2/23/2025	33	249	168	25	310	233	57	100	43

Database Performance RAS_PRD_NEDLIN-ST-APP01_ABS1



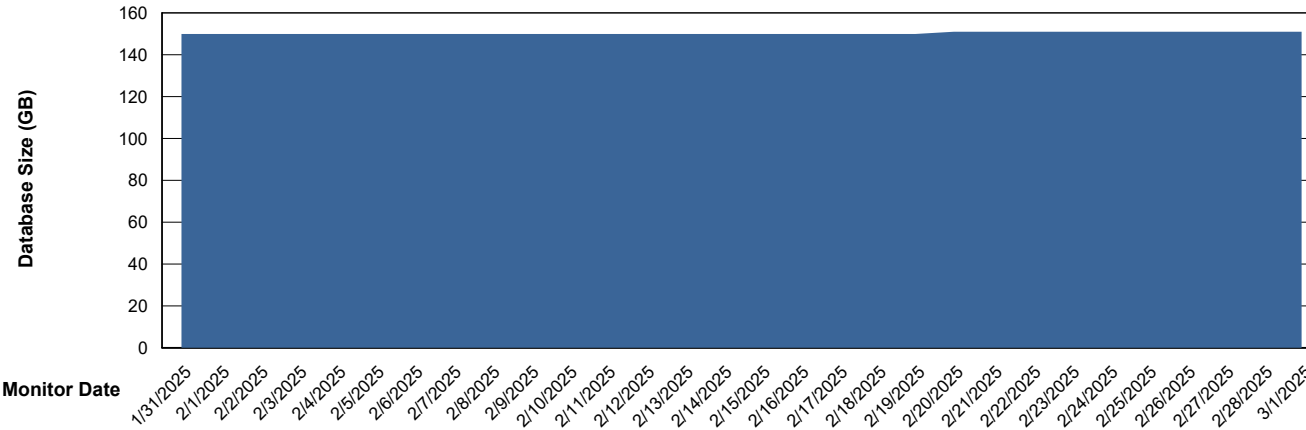
Weekly SLA Customer Report

Customer RAS_Production
 Database ID 189



DATABASE SIZE RAS_PRD_NEDLIN-ST-APP01_ABS1

Database growth over last month



Database Tablespace RAS_PRD_NEDLIN-ST-APP01_ABS1

Date	Tablespace Name	Filesize (Gb)	Usedsize (Gb)	Percentage free
3/1/2025	ABSDATA	60	39	36
	INDX	128	97	24
2/28/2025	ABSDATA	60	39	36
	INDX	128	97	24
2/27/2025	ABSDATA	60	38	36
	INDX	128	97	24
2/26/2025	ABSDATA	60	38	36
	INDX	128	97	24
2/25/2025	ABSDATA	60	38	36
	INDX	128	97	24
2/24/2025	ABSDATA	60	38	36
	INDX	128	97	24
2/23/2025	ABSDATA	60	38	36
	INDX	128	97	24

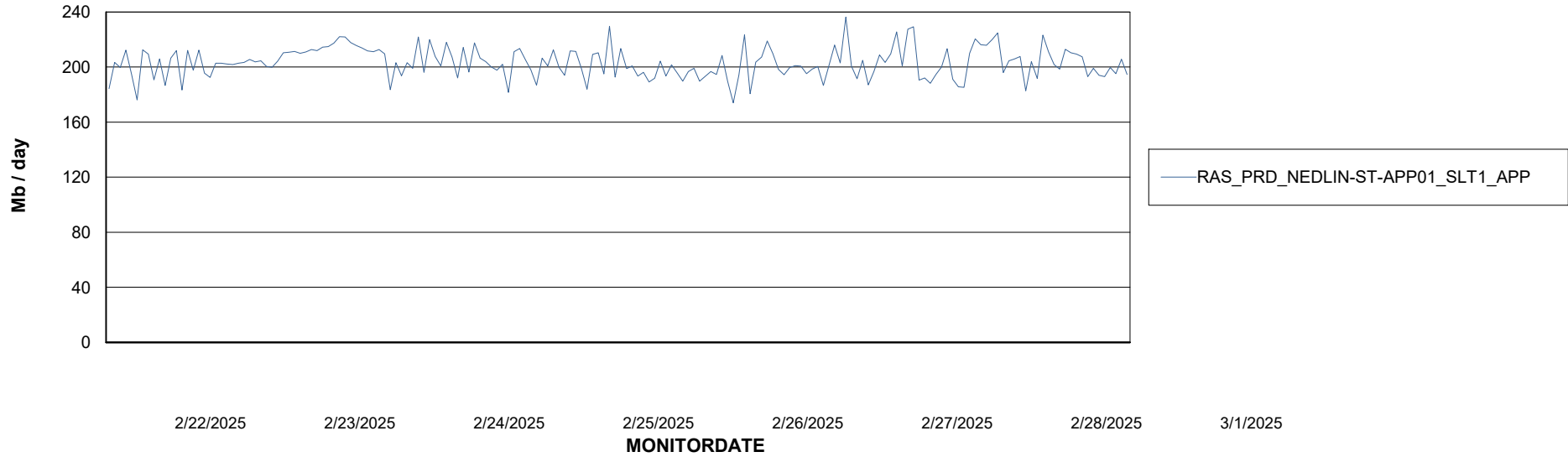
Weekly SLA Customer Report

Customer RAS_Production
Database ID 189

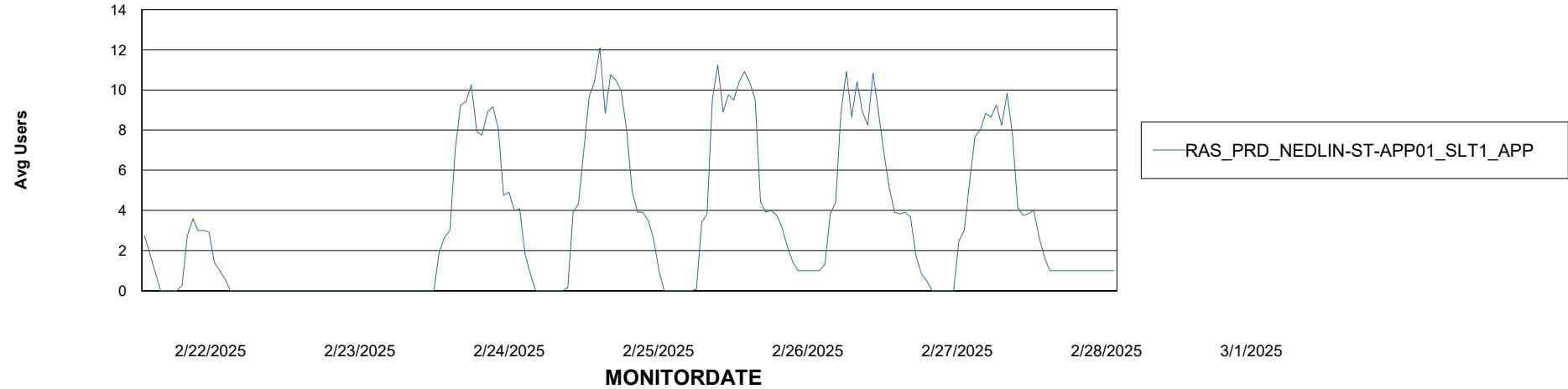


ABSSolute Application Server Services

Avg memory used per ABS Server Service



Avg users per day per ABS server



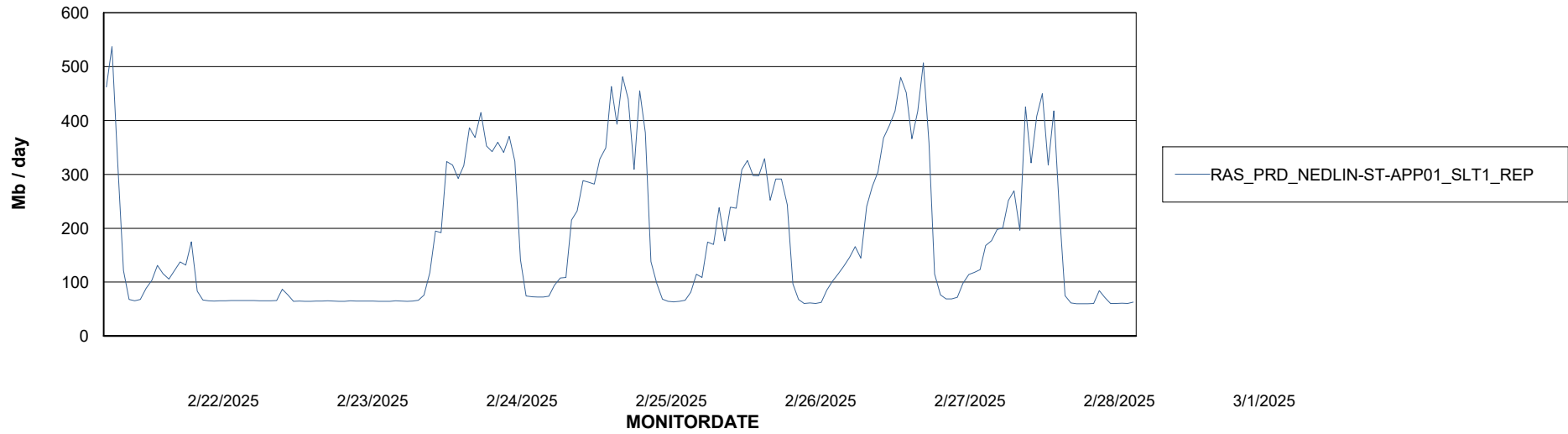
Weekly SLA Customer Report

Customer RAS_Production
Database ID 189



ABSSolute Application ReportServer Services

Avg memory used per ReportServer Service



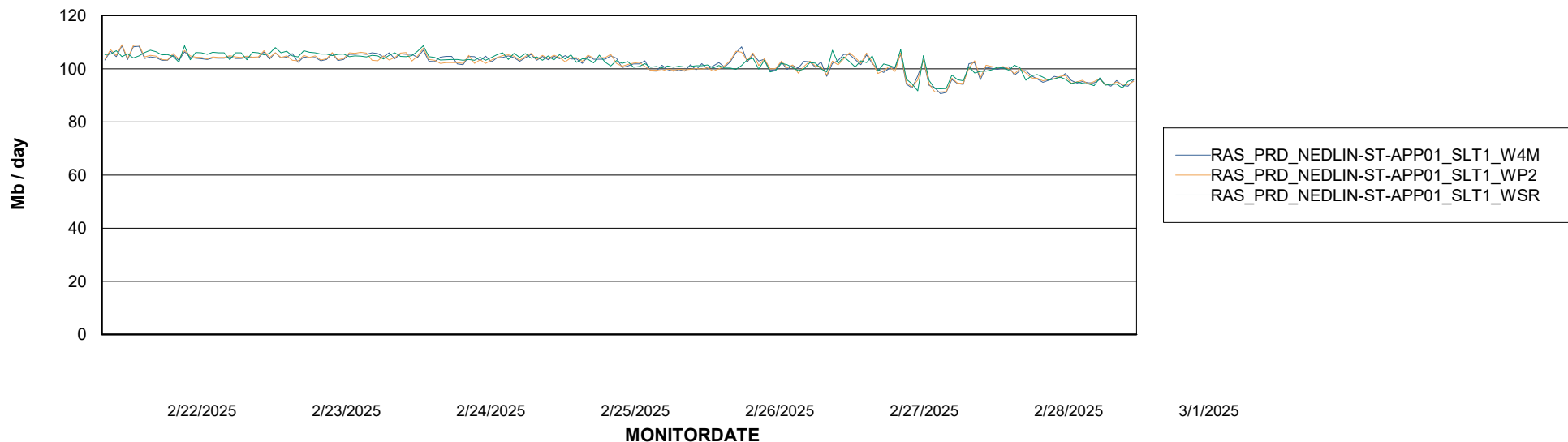
Weekly SLA Customer Report

Customer RAS_Production
Database ID 189



ABSSolute Web Component Services

Avg memory used per ABS Web component



Weekly SLA Customer Report

Customer RAS_Production
Database ID 189



Disaster per ABS component

