

Weekly SLA Customer Report

Customer LLG_Production
 Database ID 148



Harddisk Usage LLG_ABSAPPS01

	Free disk space on C: (%)	Total disk space on C: (Gb)	Used disk space on C: (Gb)	Free disk space on D: (%)	Total disk space on D: (Gb)	Used disk space on D: (Gb)
3/1/2025	86	500	69	98	393	9
2/28/2025	87	500	65	98	393	9
2/27/2025	87	500	64	98	393	9
2/26/2025	87	500	64	98	393	9
2/25/2025	87	500	64	98	393	9
2/24/2025	87	500	64	98	393	9
2/23/2025	87	500	64	98	393	9

Harddisk Usage LLG_ABSApps02

	Free disk space on C: (%)	Total disk space on C: (Gb)	Used disk space on C: (Gb)	Free disk space on D: (%)	Total disk space on D: (Gb)	Used disk space on D: (Gb)
3/1/2025	91	500	45	96	393	16
2/28/2025	91	500	45	96	393	16
2/27/2025	91	500	45	96	393	16
2/26/2025	91	500	45	96	393	16
2/25/2025	91	500	46	96	393	16
2/24/2025	91	500	47	96	393	16
2/23/2025	91	500	46	96	393	16

Weekly SLA Customer Report

Customer LLG_Production
Database ID 148



Harddisk Usage LLG_ABSBI01

	Free disk space on C: (%)	Total disk space on C: (Gb)	Used disk space on C: (Gb)	Free disk space on D: (%)	Total disk space on D: (Gb)	Used disk space on D: (Gb)
3/1/2025	83	446	76	90	2,681	258
2/28/2025	83	446	76	90	2,681	257
2/27/2025	83	446	76	90	2,681	257
2/26/2025	83	446	76	90	2,681	257
2/25/2025	83	446	76	90	2,681	257
2/24/2025	83	446	76	90	2,681	257
2/23/2025	83	446	76	90	2,681	257

Harddisk Usage LLG_ABSDB01

	Free disk space on C: (%)	Total disk space on C: (Gb)	Used disk space on C: (Gb)	Free disk space on D: (%)	Total disk space on D: (Gb)	Used disk space on D: (Gb)	Free disk space on E: (%)	Total disk space on E: (Gb)	Used disk space on E: (Gb)
3/1/2025	88	446	55	70	1,605	484	67	1,077	351
2/28/2025	88	446	55	70	1,605	484	68	1,077	349
2/27/2025	88	446	55	70	1,605	484	67	1,077	350
2/26/2025	88	446	55	70	1,605	484	68	1,077	350
2/25/2025	88	446	55	70	1,605	484	68	1,077	349
2/24/2025	88	446	55	70	1,605	484	67	1,077	353
2/23/2025	88	446	55	70	1,605	484	66	1,077	363

Weekly SLA Customer Report

Customer LLG_Production
Database ID 148



Harddisk Usage LLG_ABSDB02

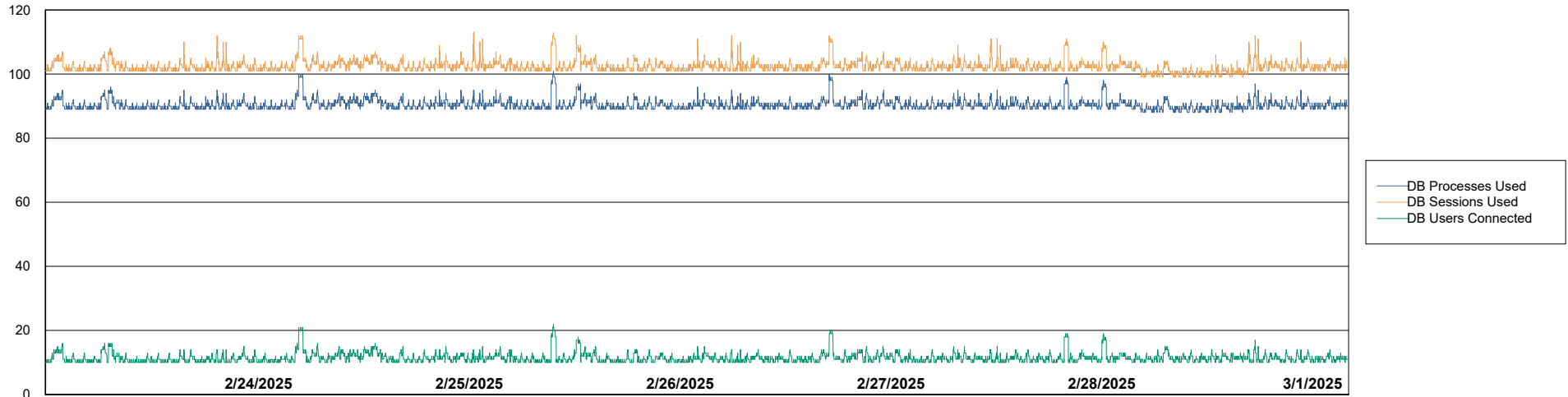
	Free disk space on C: (%)	Total disk space on C: (Gb)	Used disk space on C: (Gb)	Free disk space on D: (%)	Total disk space on D: (Gb)	Used disk space on D: (Gb)	Free disk space on E: (%)	Total disk space on E: (Gb)	Used disk space on E: (Gb)
3/1/2025	66	446	150	62	1,605	614	99	1,077	8
2/28/2025	66	446	150	62	1,605	614	98	1,077	21
2/27/2025	66	446	150	62	1,605	614	83	1,077	188
2/26/2025	66	446	151	62	1,605	614	83	1,077	186
2/25/2025	66	446	153	62	1,605	614	83	1,077	184
2/24/2025	67	446	149	62	1,605	614	83	1,077	185
2/23/2025	68	446	141	62	1,605	614	97	1,077	28

Weekly SLA Customer Report

Customer LLG_Production
Database ID 148



Database Performance LLG_ABSBI01_BI_PROD_ABS1



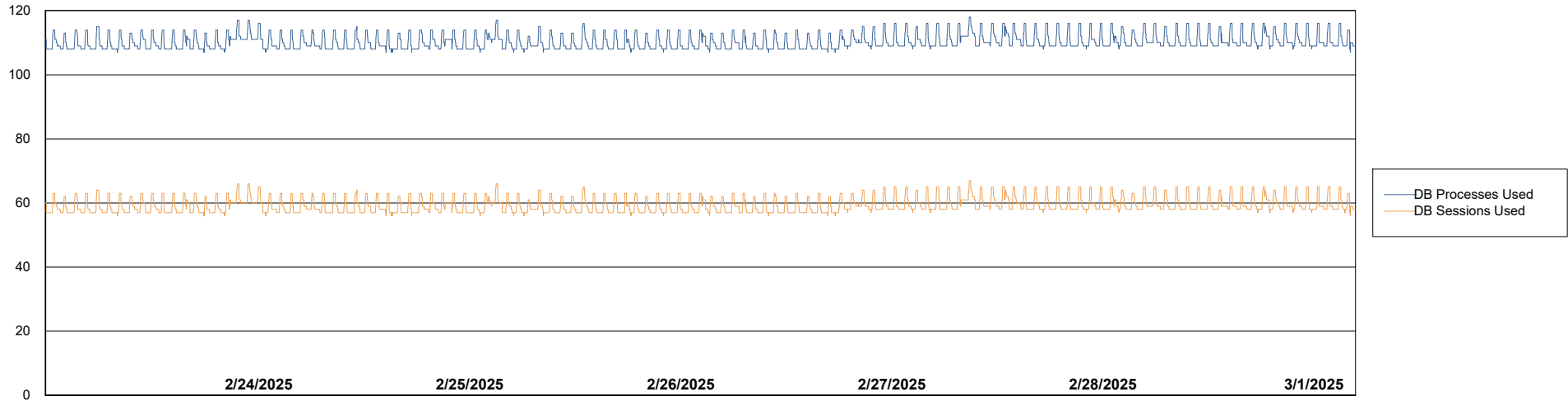
Weekly SLA Customer Report

Customer LLG_Production
Database ID 148



Database Performance LLG_ABSDB02_PROD_HSBABS1

DB Processes Max 4
DB Processes Max 0
DB Processes Max 300

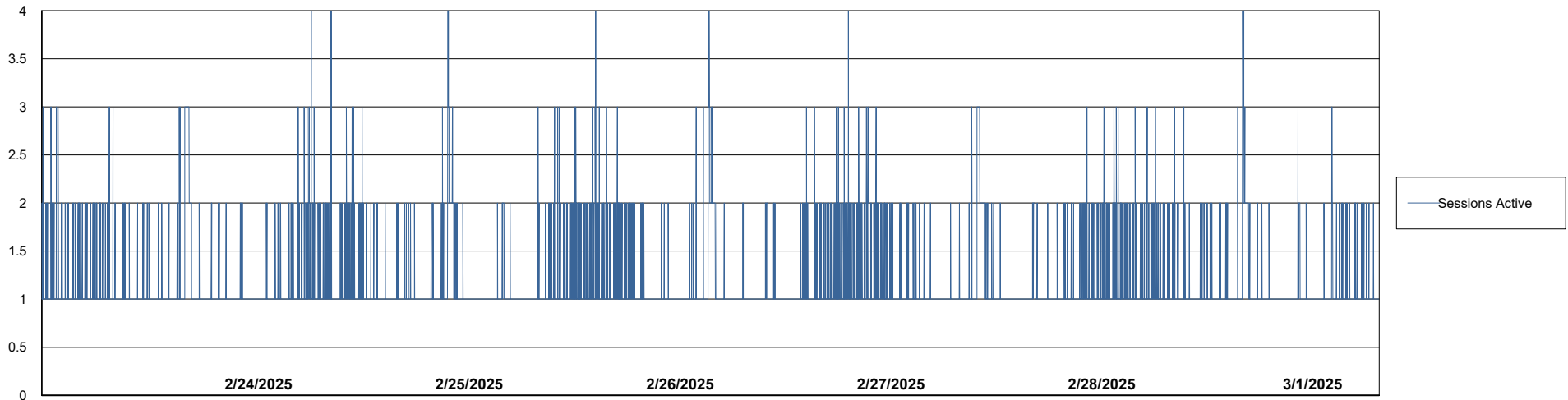
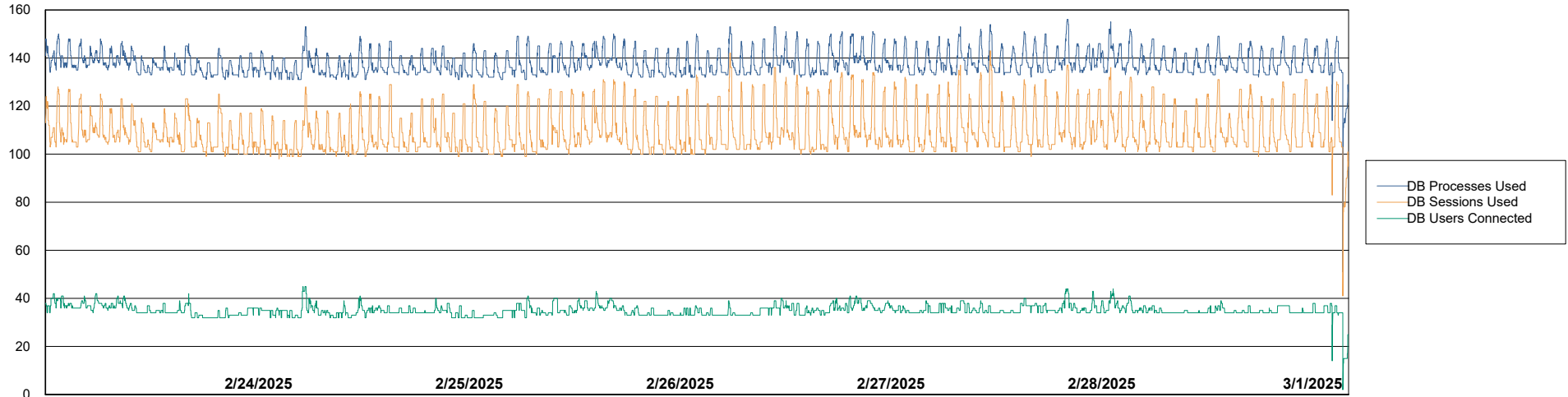


Weekly SLA Customer Report

Customer LLG_Production
Database ID 148



Database Performance LLG_ABSDB1_PROD_ABS1



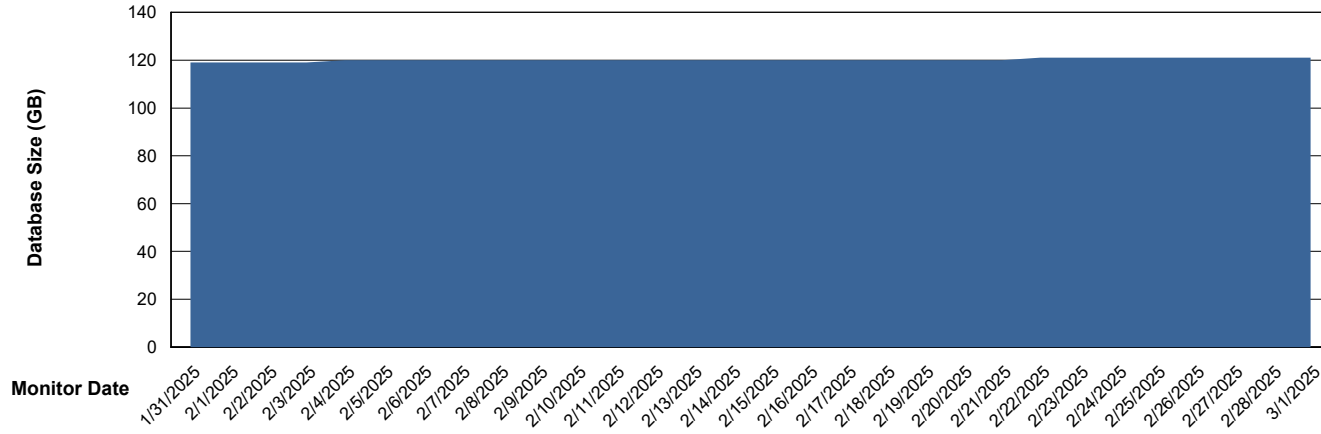
Weekly SLA Customer Report

Customer LLG_Production
Database ID 148



DATABASE SIZE LLG_ABSBI01_BI_PROD_ABS1

Database growth over last month



DATABASE SIZE LLG_ABSDB1_PROD_ABS1

Database growth over last month



Weekly SLA Customer Report

Customer LLG_Production
 Database ID 148



Database Tablespace LLG_ABSBI01_BI_PROD_ABS1

Date	Tablespace Name	Filesize (Gb)	Usedsize (Gb)	Percentage free
3/1/2025	ABSDATA	64	49	23
	INDX	76	63	17
2/28/2025	ABSDATA	64	49	23
	INDX	76	63	17
2/27/2025	ABSDATA	64	49	23
	INDX	76	63	17
2/26/2025	ABSDATA	64	49	23
	INDX	76	63	17
2/25/2025	ABSDATA	64	49	23
	INDX	76	63	17
2/24/2025	ABSDATA	64	49	23
	INDX	76	63	17
2/23/2025	ABSDATA	64	49	23
	INDX	76	63	17

Weekly SLA Customer Report

Customer LLG_Production
 Database ID 148



Database Tablespace LLG_ABSDB1_PROD_ABS1

Date	Tablespace Name	Filesize (Gb)	Usedsize (Gb)	Percentage free
3/1/2025	ABSDATA	188	148	21
	INDX	245	199	19
2/28/2025	ABSDATA	188	148	21
	INDX	245	199	19
2/27/2025	ABSDATA	188	148	21
	INDX	245	199	19
2/26/2025	ABSDATA	188	148	21
	INDX	245	199	19
2/25/2025	ABSDATA	188	148	21
	INDX	245	199	19
2/24/2025	ABSDATA	188	148	21
	INDX	245	199	19
2/23/2025	ABSDATA	188	148	21
	INDX	245	199	19

BI Status and last ETL error for LLG_ABSBI01_BI_PROD_ABS1

	Mon 24/2/2025	Tue 25/2/2025	Wed 26/2/2025	Thu 27/2/2025	Fri 28/2/2025	Sat 1/3/2025
ABS DataWarehouse ETL Health	OK	OK	OK	OK	OK	OK
ABS DWHStaging ETL Health	OK	OK	OK	OK	OK	OK

Weekly SLA Customer Report

Customer LLG_Production
Database ID 148



BI last ETL error for	LLG_ABSBI01_BI_PROD_ABS1
-----------------------	--------------------------

Mon, 24-02-2025	None
Wed, 26-02-2025	None
Sat, 1-03-2025	None
Thu, 27-02-2025	None
Fri, 28-02-2025	None
Sun, 23-02-2025	None
Mon, 24-02-2025	None
Thu, 27-02-2025	None
Fri, 28-02-2025	None
Sun, 23-02-2025	None
Tue, 25-02-2025	None
Tue, 25-02-2025	None
Wed, 26-02-2025	None
Sat, 1-03-2025	None

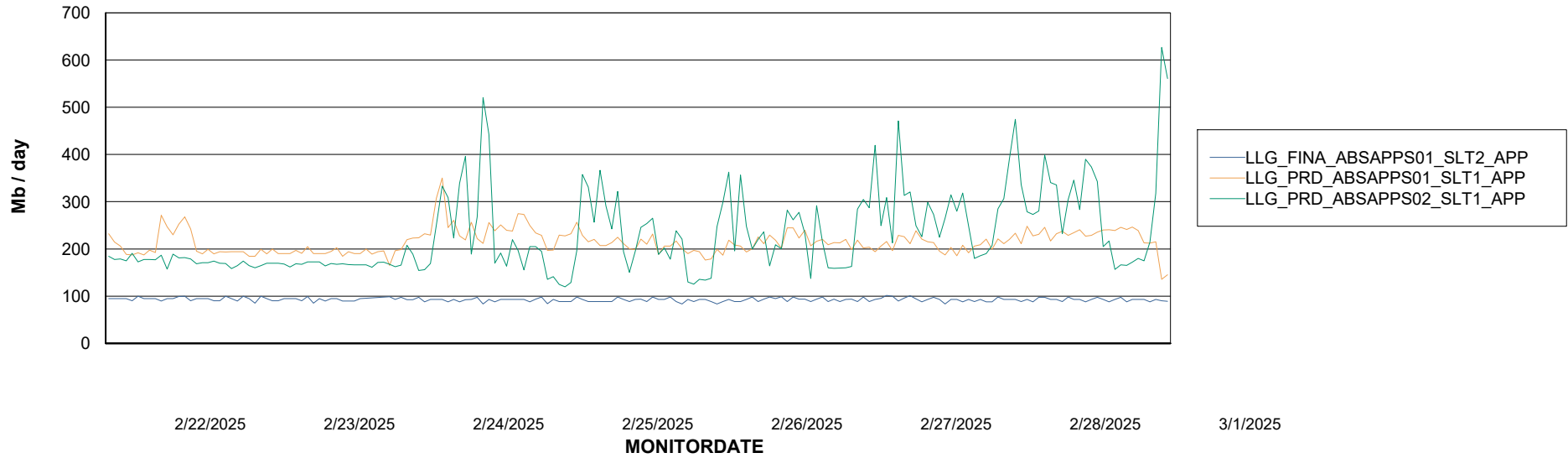
Weekly SLA Customer Report

Customer LLG_Production
Database ID 148

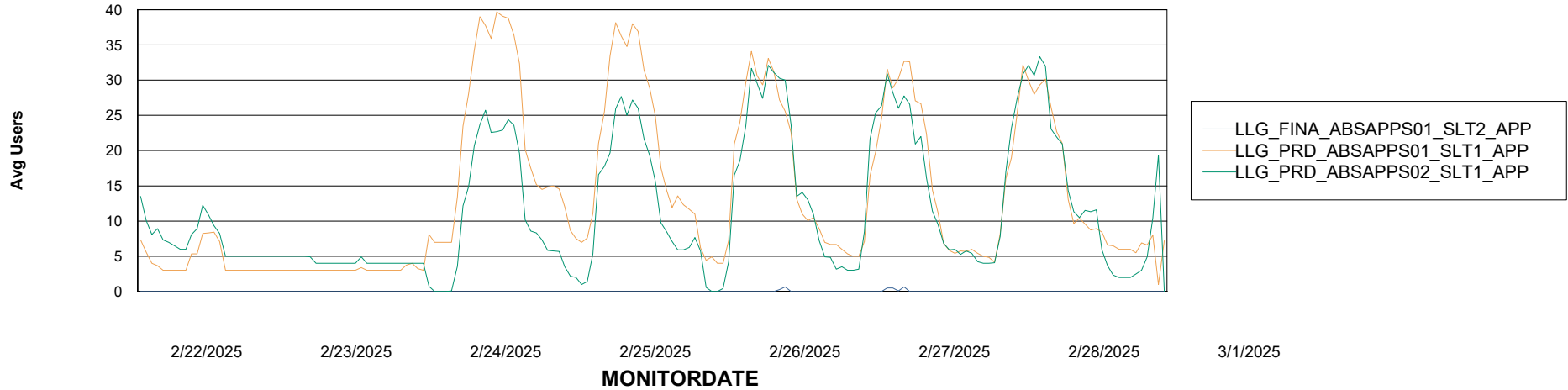


ABSSolute Application Server Services

Avg memory used per ABS Server Service



Avg users per day per ABS server



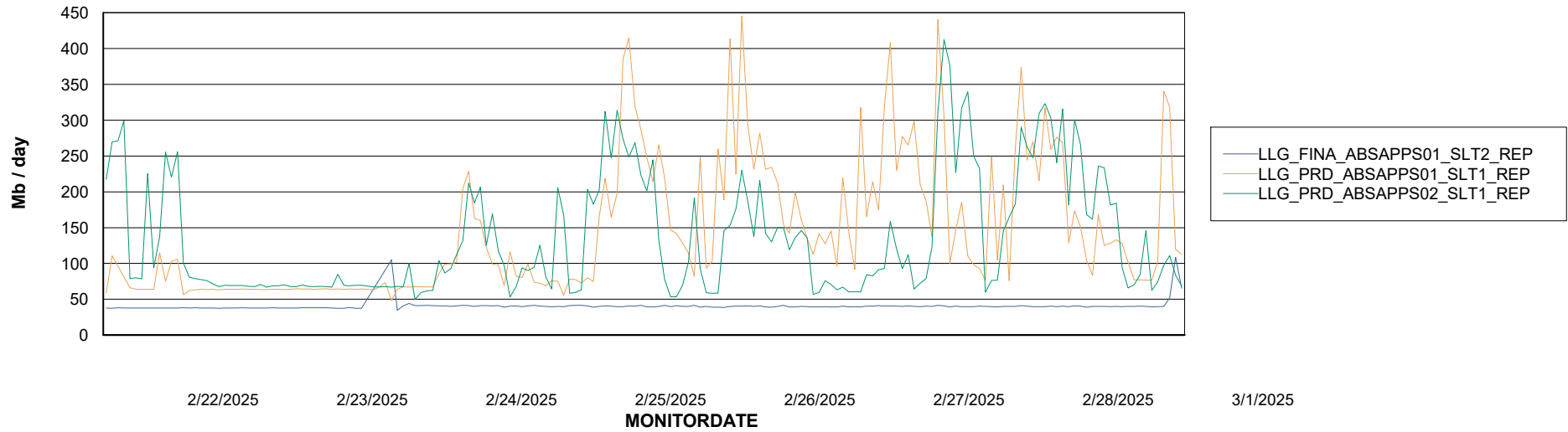
Weekly SLA Customer Report

Customer LLG_Production
Database ID 148



ABSSolute Application ReportServer Services

Avg memory used per ReportServer Service



Disaster per ABS component

