

# Weekly SLA Customer Report

Customer LLG\_Production  
Database ID 148



## Harddisk Usage LLG\_ABSAPPS01

	Free disk space on C: (%)	Total disk space on C: (Gb)	Used disk space on C: (Gb)	Free disk space on D: (%)	Total disk space on D: (Gb)	Used disk space on D: (Gb)
2/22/2025	87	500	65	98	393	9
2/21/2025	87	500	64	98	393	9
2/20/2025	87	500	64	98	393	9
2/19/2025	87	500	64	98	393	9
2/18/2025	87	500	64	98	393	9
2/17/2025	87	500	64	98	393	9
2/16/2025	87	500	63	98	393	9

## Harddisk Usage LLG\_ABSApps02

	Free disk space on C: (%)	Total disk space on C: (Gb)	Used disk space on C: (Gb)	Free disk space on D: (%)	Total disk space on D: (Gb)	Used disk space on D: (Gb)
2/22/2025	91	500	46	96	393	16
2/21/2025	91	500	46	96	393	16
2/20/2025	91	500	46	96	393	16
2/19/2025	91	500	46	96	393	16
2/18/2025	91	500	46	96	393	16
2/17/2025	91	500	46	96	393	16
2/16/2025	91	500	45	96	393	16

# Weekly SLA Customer Report

Customer LLG\_Production  
Database ID 148



## Harddisk Usage LLG\_ABSBI01

	Free disk space on C: (%)	Total disk space on C: (Gb)	Used disk space on C: (Gb)	Free disk space on D: (%)	Total disk space on D: (Gb)	Used disk space on D: (Gb)
2/22/2025	83	446	76	90	2,681	258
2/21/2025	83	446	76	90	2,681	257
2/20/2025	83	446	76	90	2,681	257
2/19/2025	83	446	76	90	2,681	257
2/18/2025	83	446	76	90	2,681	257
2/17/2025	83	446	76	90	2,681	257
2/16/2025	83	446	75	90	2,681	257

## Harddisk Usage LLG\_ABSDB01

	Free disk space on C: (%)	Total disk space on C: (Gb)	Used disk space on C: (Gb)	Free disk space on D: (%)	Total disk space on D: (Gb)	Used disk space on D: (Gb)	Free disk space on E: (%)	Total disk space on E: (Gb)	Used disk space on E: (Gb)
2/22/2025	88	446	55	70	1,605	484	68	1,077	349
2/21/2025	88	446	55	70	1,605	484	68	1,077	347
2/20/2025	88	446	55	70	1,605	484	68	1,077	346
2/19/2025	88	446	55	70	1,605	484	68	1,077	346
2/18/2025	88	446	55	70	1,605	484	68	1,077	346
2/17/2025	88	446	55	70	1,605	484	67	1,077	350
2/16/2025	88	446	54	70	1,605	484	66	1,077	362

# Weekly SLA Customer Report

Customer LLG\_Production  
Database ID 148



Harddisk Usage LLG\_ABSDB02

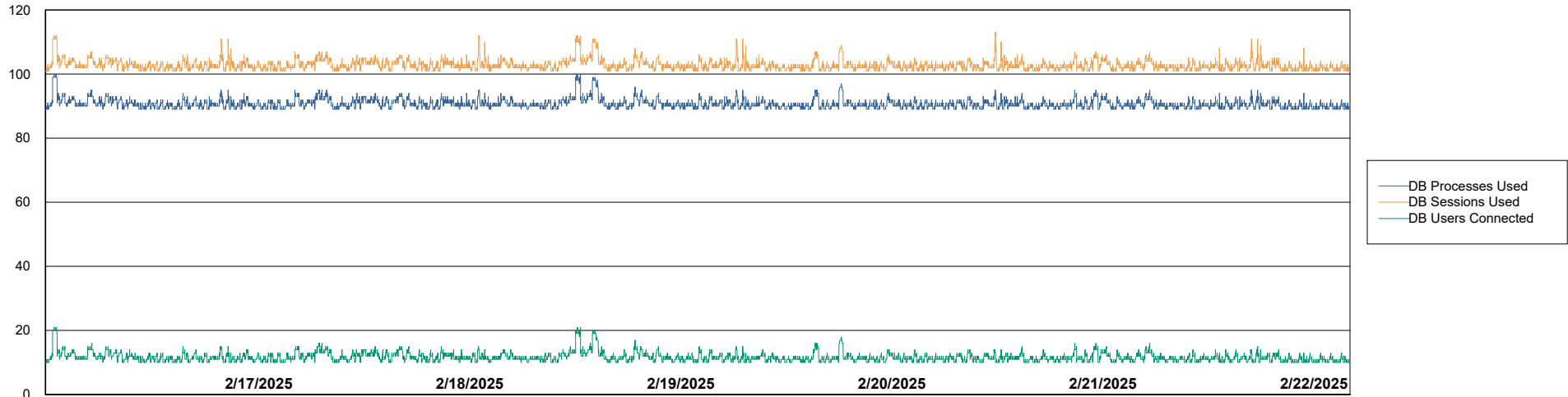
	Free disk space on C: (%)	Total disk space on C: (Gb)	Used disk space on C: (Gb)	Free disk space on D: (%)	Total disk space on D: (Gb)	Used disk space on D: (Gb)	Free disk space on E: (%)	Total disk space on E: (Gb)	Used disk space on E: (Gb)
2/22/2025	68	446	141	62	1,605	614	99	1,077	9
2/21/2025	68	446	141	62	1,605	614	98	1,077	20
2/20/2025	68	446	141	62	1,605	614	83	1,077	185
2/19/2025	69	446	140	62	1,605	614	83	1,077	183
2/18/2025	69	446	140	62	1,605	614	83	1,077	181
2/17/2025	70	446	136	62	1,605	614	83	1,077	183
2/16/2025	71	446	128	62	1,605	614	98	1,077	26

# Weekly SLA Customer Report

Customer LLG\_Production  
Database ID 148



Database Performance LLG\_ABSBI01\_BI\_PROD\_ABS1



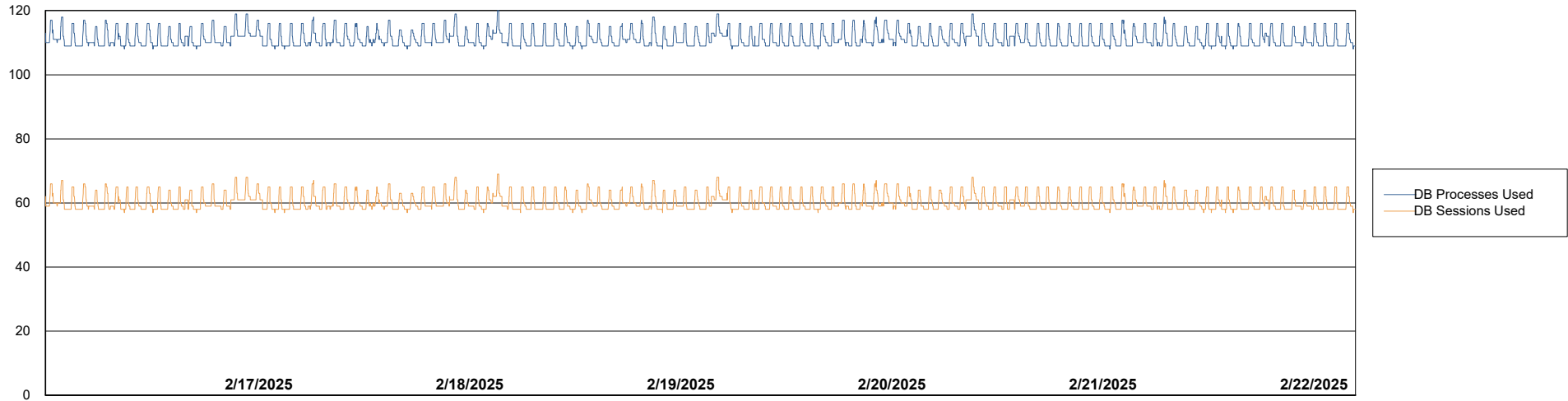
# Weekly SLA Customer Report

Customer LLG\_Production  
Database ID 148



## Database Performance LLG\_ABSDB02\_PROD\_HSBABS1

DB Processes Max 300  
DB Processes Max 4  
DB Processes Max 0

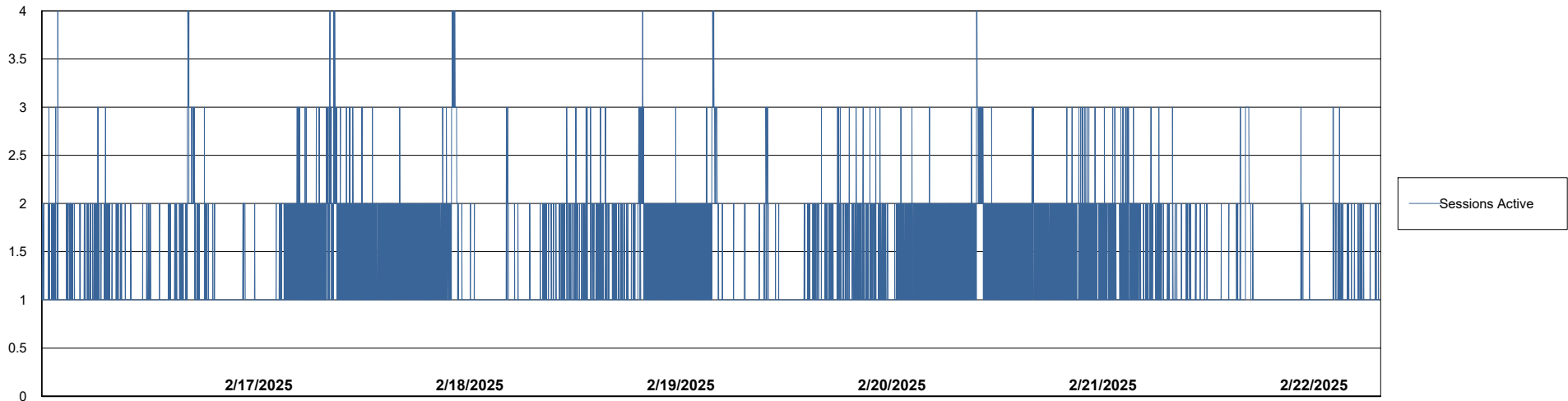
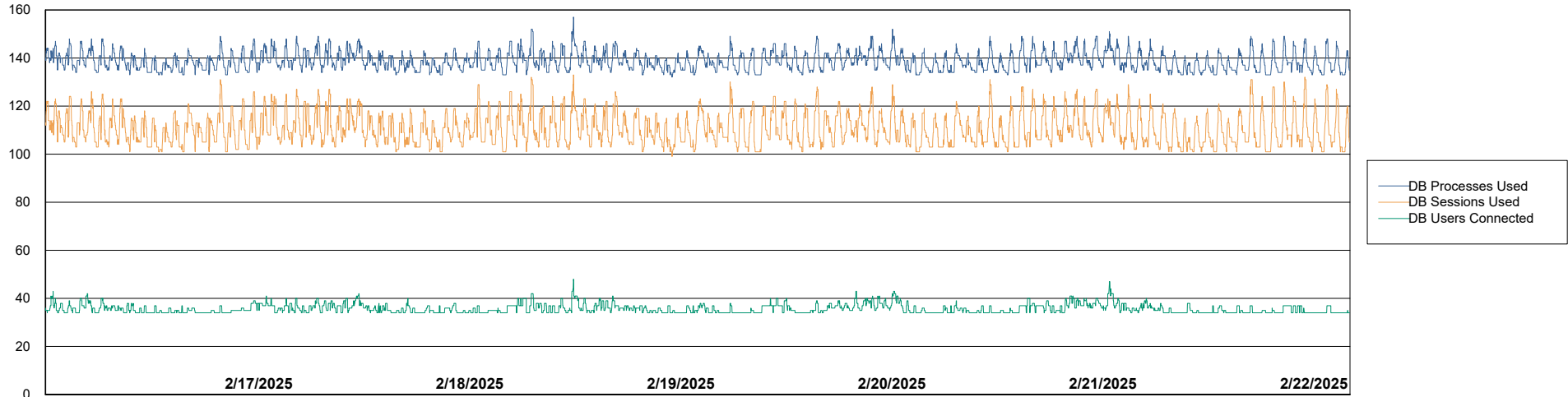


# Weekly SLA Customer Report

Customer LLG\_Production  
Database ID 148



## Database Performance LLG\_ABSDB1\_PROD\_ABS1



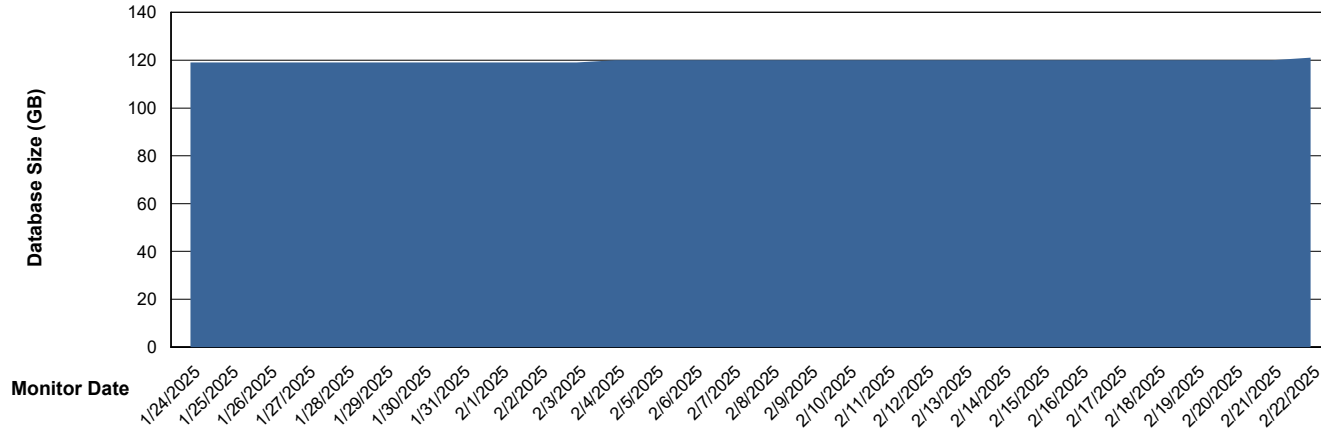
# Weekly SLA Customer Report

Customer LLG\_Production  
Database ID 148



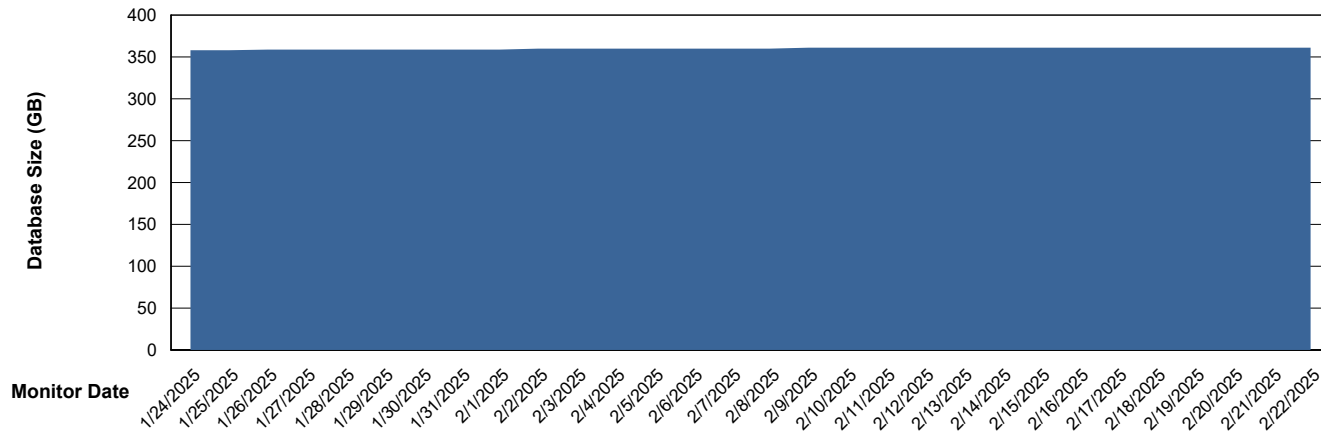
DATABASE SIZE LLG\_ABSBI01\_BI\_PROD\_ABS1

### Database growth over last month



DATABASE SIZE LLG\_ABSDB1\_PROD\_ABS1

### Database growth over last month



# Weekly SLA Customer Report

Customer      LLG\_Production  
Database ID    148



Database Tablespace      LLG\_ABSBI01\_BI\_PROD\_ABS1

Date	Tablespace Name	Filesize (Gb)	Usedsize (Gb)	Percentage free
2/22/2025	ABSDATA	64	49	23
	INDX	76	63	17
2/21/2025	ABSDATA	64	49	23
	INDX	76	63	17
2/20/2025	ABSDATA	64	49	23
	INDX	76	63	17
2/19/2025	ABSDATA	64	49	23
	INDX	76	63	17
2/18/2025	ABSDATA	64	49	23
	INDX	76	63	17
2/17/2025	ABSDATA	64	49	23
	INDX	76	63	17
2/16/2025	ABSDATA	64	49	23
	INDX	76	63	17

# Weekly SLA Customer Report

Customer LLG\_Production  
 Database ID 148



Database Tablespace LLG\_ABSDB1\_PROD\_ABS1

Date	Tablespace Name	Filesize (Gb)	Usedsize (Gb)	Percentage free
2/22/2025	ABSDATA	188	148	21
	INDX	245	198	19
2/21/2025	ABSDATA	188	148	21
	INDX	245	198	19
2/20/2025	ABSDATA	188	148	21
	INDX	245	198	19
2/19/2025	ABSDATA	188	148	21
	INDX	245	198	19
2/18/2025	ABSDATA	188	148	21
	INDX	245	198	19
2/17/2025	ABSDATA	188	148	21
	INDX	245	198	19
2/16/2025	ABSDATA	188	148	21
	INDX	245	198	19

BI Status and last ETL error for LLG\_ABSBI01\_BI\_PROD\_ABS1

	Mon 17/2/2025	Tue 18/2/2025	Wed 19/2/2025	Thu 20/2/2025	Fri 21/2/2025	Sat 22/2/2025
<b>ABS DataWarehouse ETL Health</b>	OK	OK	OK	OK	OK	OK
<b>ABS DWHStaging ETL Health</b>	OK	OK	OK	OK	OK	OK

# Weekly SLA Customer Report

Customer LLG\_Production  
Database ID 148



BI last ETL error for	LLG_ABSBI01_BI_PROD_ABS1
-----------------------	--------------------------

Tue, 18-02-2025	None
Wed, 19-02-2025	None
Fri, 21-02-2025	None
Sat, 22-02-2025	None
Sun, 16-02-2025	None
Mon, 17-02-2025	None
Sun, 16-02-2025	None
Fri, 21-02-2025	None
Sat, 22-02-2025	None
Thu, 20-02-2025	None
Tue, 18-02-2025	None
Thu, 20-02-2025	None
Mon, 17-02-2025	None
Wed, 19-02-2025	None

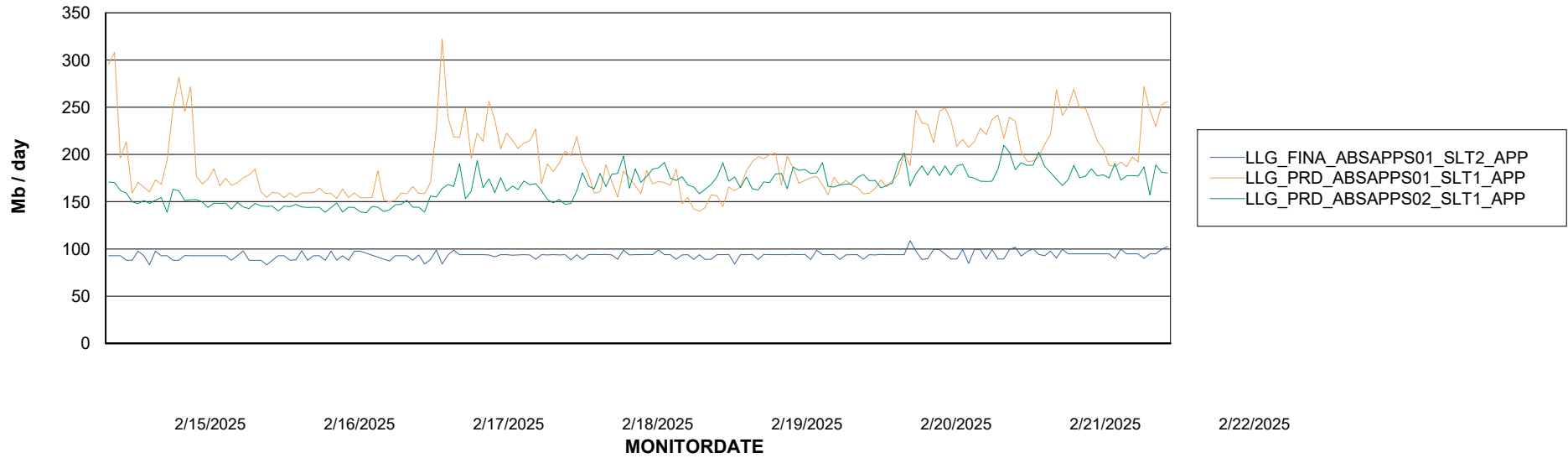
# Weekly SLA Customer Report

Customer LLG\_Production  
Database ID 148

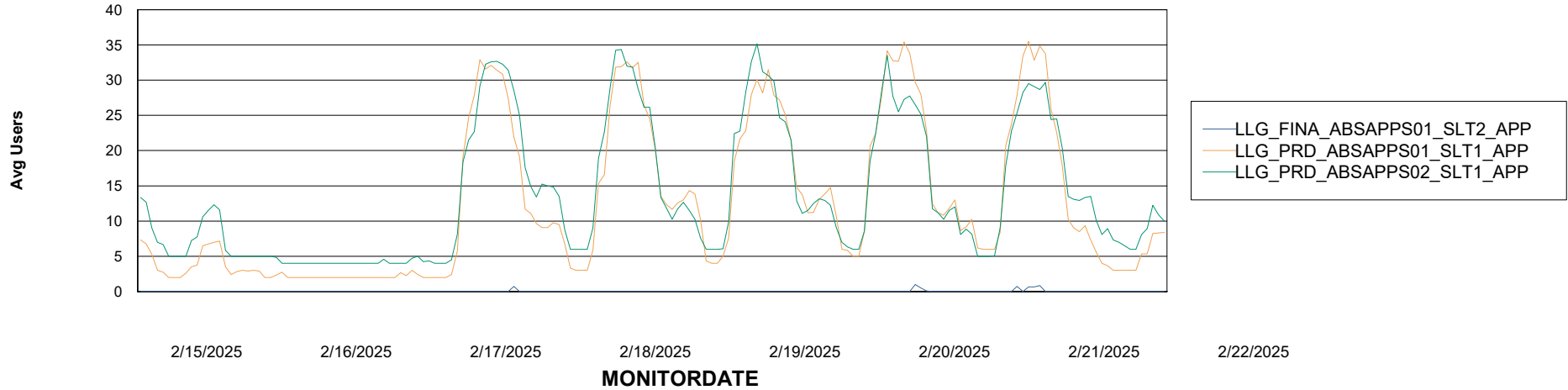


## ABSSolute Application Server Services

### Avg memory used per ABS Server Service



### Avg users per day per ABS server



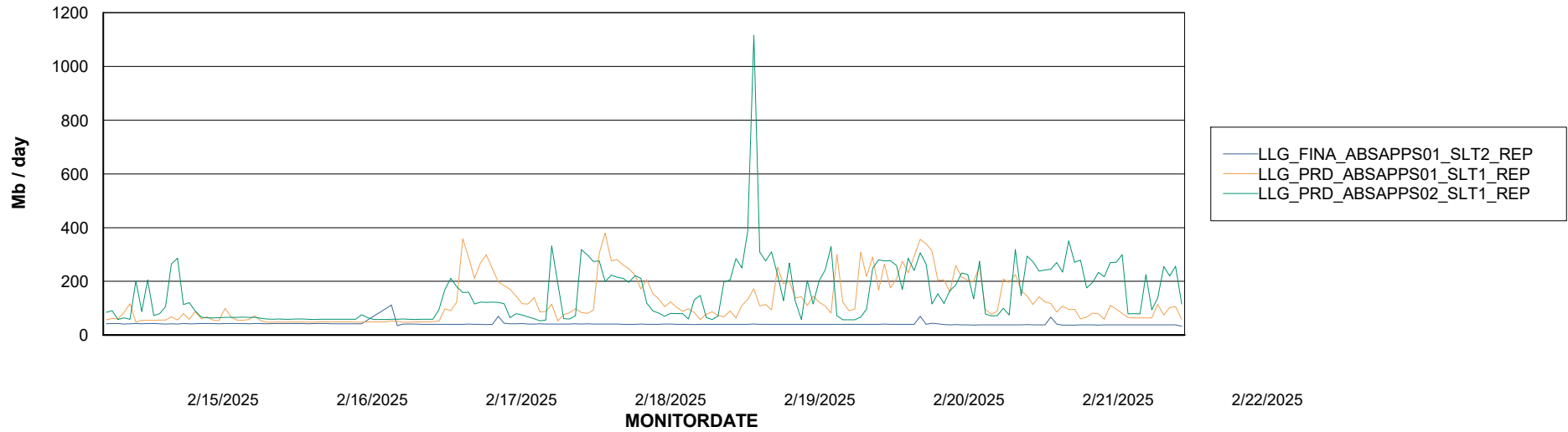
# Weekly SLA Customer Report

Customer LLG\_Production  
Database ID 148



## ABSSolute Application ReportServer Services

### Avg memory used per ReportServer Service



### Disaster per ABS component

