

Weekly SLA Customer Report

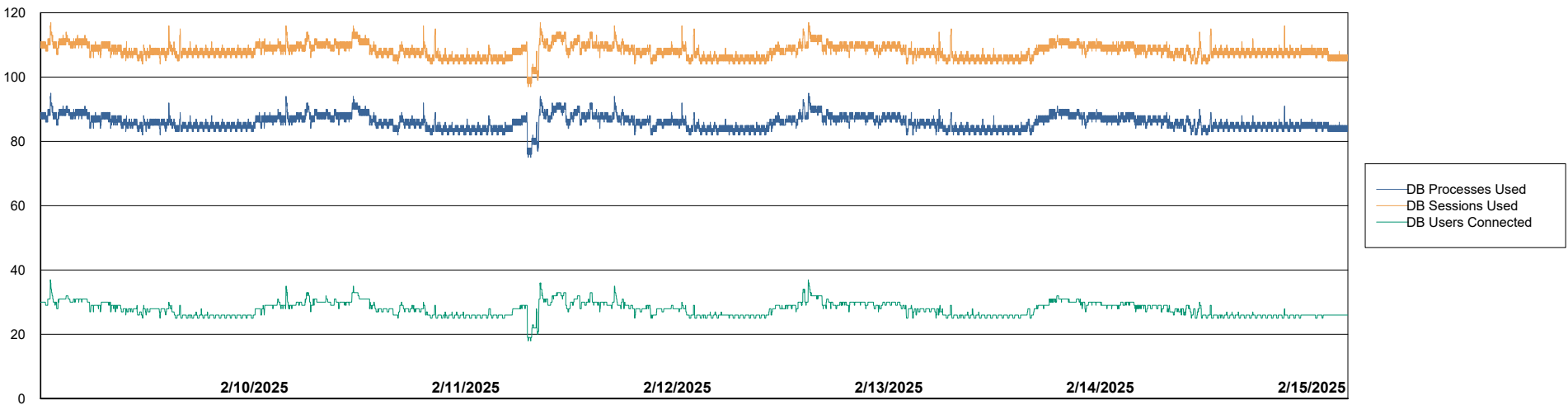
Customer RAS_Production
 Database ID 189



Harddisk Usage RAS_PRD_NEDLIN-ST-APP01

	Free disk space on C: (%)	Total disk space on C: (Gb)	Used disk space on C: (Gb)	Free disk space on D: (%)	Total disk space on D: (Gb)	Used disk space on D: (Gb)	Free disk space on E: (%)	Total disk space on E: (Gb)	Used disk space on E: (Gb)
2/15/2025	29	249	177	25	310	233	65	100	35
2/14/2025	30	249	175	25	310	233	65	100	35
2/13/2025	30	249	175	25	310	233	61	100	39
2/12/2025	30	249	174	25	310	233	60	100	40
2/11/2025	31	249	171	25	310	233	61	100	39
2/10/2025	31	249	172	25	310	233	60	100	40
2/9/2025	31	249	173	25	310	232	59	100	41

Database Performance RAS_PRD_NEDLIN-ST-APP01_ABS1



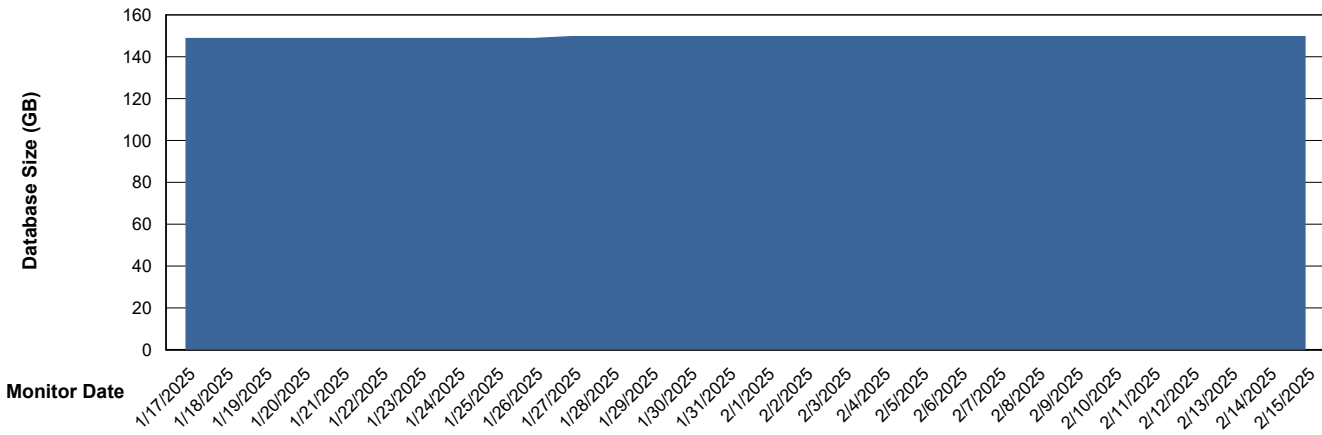
Weekly SLA Customer Report

Customer RAS_Production
 Database ID 189



DATABASE SIZE RAS_PRD_NEDLIN-ST-APP01_ABS1

Database growth over last month



Database Tablespace RAS_PRD_NEDLIN-ST-APP01_ABS1

Date	Tablespace Name	Filesize (Gb)	Usedsize (Gb)	Percentage free
2/15/2025	ABSDATA	60	38	36
	INDX	128	97	24
2/14/2025	ABSDATA	60	38	36
	INDX	128	97	24
2/13/2025	ABSDATA	60	38	36
	INDX	128	97	24
2/12/2025	ABSDATA	60	38	36
	INDX	128	97	24
2/11/2025	ABSDATA	60	38	36
	INDX	128	97	24
2/10/2025	ABSDATA	60	38	36
	INDX	128	97	24
2/9/2025	ABSDATA	60	38	36
	INDX	128	97	25

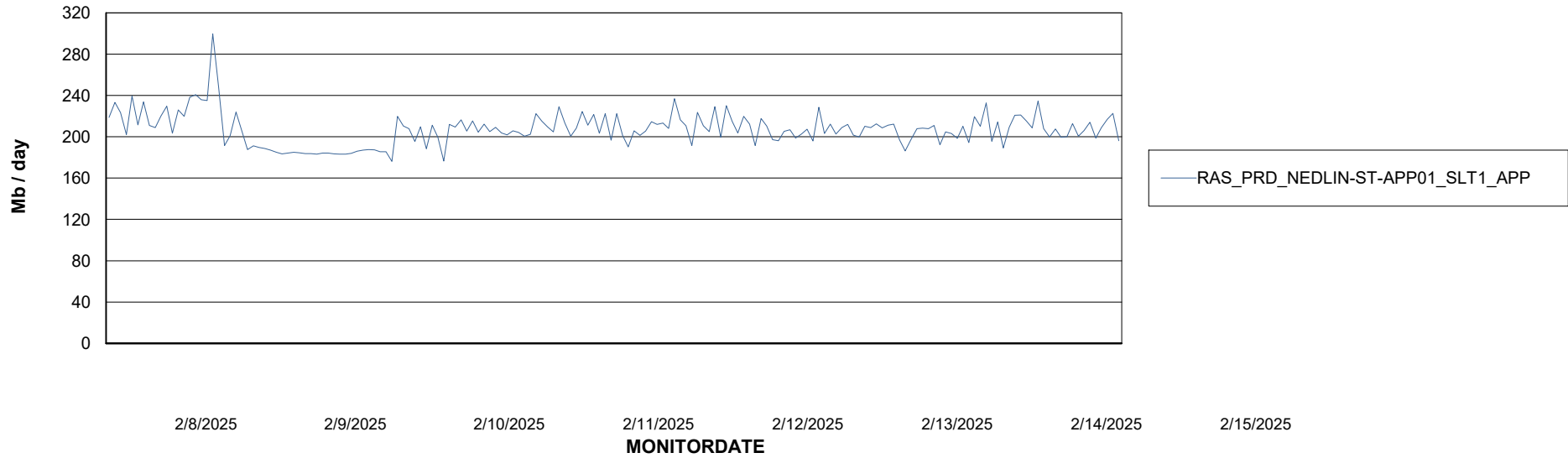
Weekly SLA Customer Report

Customer RAS_Production
Database ID 189

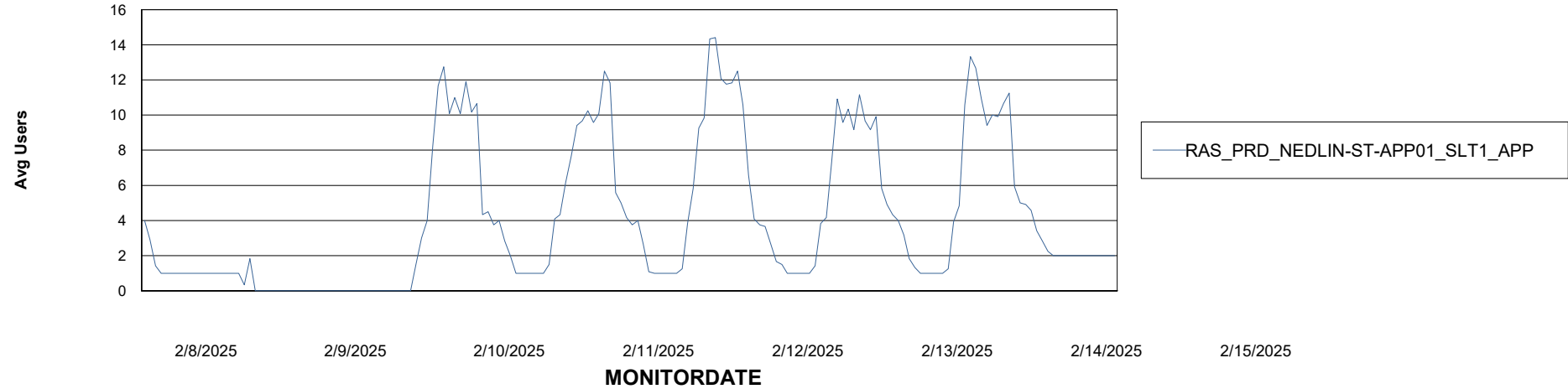


ABSSolute Application Server Services

Avg memory used per ABS Server Service



Avg users per day per ABS server



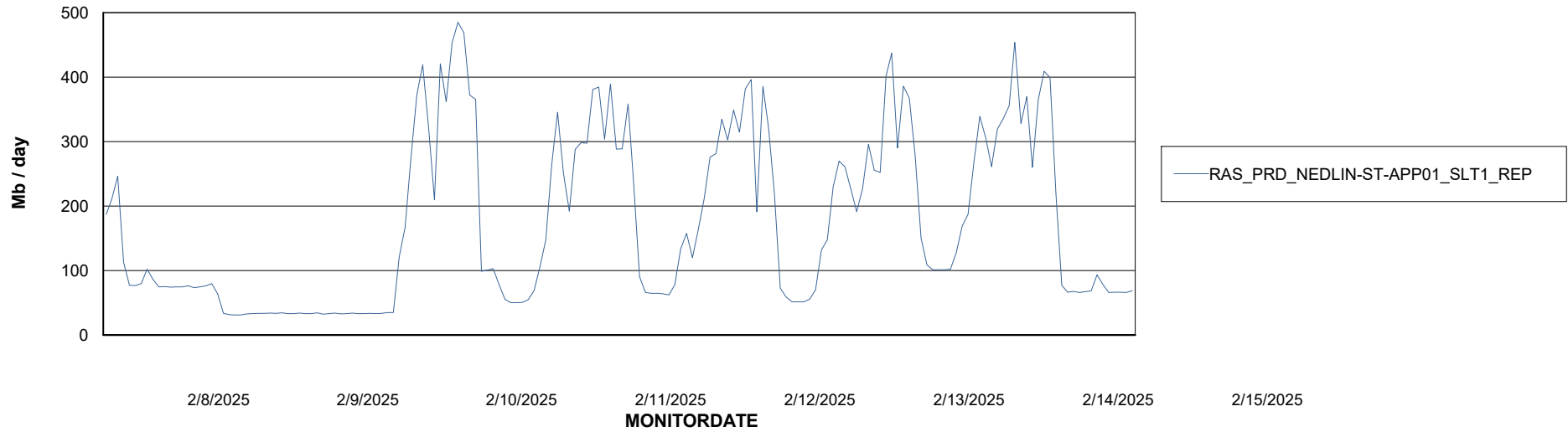
Weekly SLA Customer Report

Customer RAS_Production
Database ID 189



ABSSolute Application ReportServer Services

Avg memory used per ReportServer Service



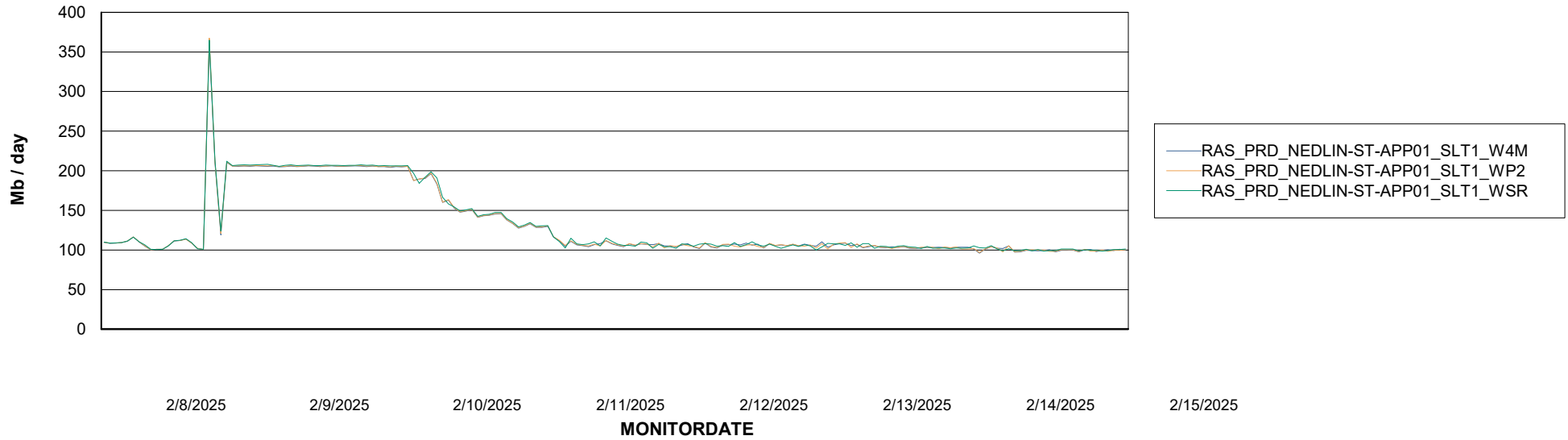
Weekly SLA Customer Report

Customer RAS_Production
Database ID 189



ABSSolute Web Component Services

Avg memory used per ABS Web component



Weekly SLA Customer Report

Customer RAS_Production
Database ID 189



Disaster per ABS component

