

Weekly SLA Customer Report

Customer LLG_Production
Database ID 148



Harddisk Usage LLG_ABSAPPS01

	Free disk space on C: (%)	Total disk space on C: (Gb)	Used disk space on C: (Gb)	Free disk space on D: (%)	Total disk space on D: (Gb)	Used disk space on D: (Gb)
2/15/2025	87	500	63	98	393	9
2/14/2025	88	500	62	98	393	9
2/13/2025	88	500	62	98	393	9
2/12/2025	88	500	62	98	393	9
2/11/2025	87	500	64	98	393	9
2/10/2025	87	500	64	98	393	9
2/9/2025	87	500	63	98	393	9

Harddisk Usage LLG_ABSApps02

	Free disk space on C: (%)	Total disk space on C: (Gb)	Used disk space on C: (Gb)	Free disk space on D: (%)	Total disk space on D: (Gb)	Used disk space on D: (Gb)
2/15/2025	91	500	44	96	393	16
2/14/2025	91	500	44	96	393	16
2/13/2025	91	500	44	96	393	16
2/12/2025	91	500	44	96	393	16
2/11/2025	91	500	44	96	393	16
2/10/2025	91	500	44	96	393	16
2/9/2025	91	500	44	96	393	15

Weekly SLA Customer Report

Customer LLG_Production
Database ID 148



Harddisk Usage LLG_ABSBI01

	Free disk space on C: (%)	Total disk space on C: (Gb)	Used disk space on C: (Gb)	Free disk space on D: (%)	Total disk space on D: (Gb)	Used disk space on D: (Gb)
2/15/2025	83	446	75	90	2,681	258
2/14/2025	83	446	74	90	2,681	257
2/13/2025	83	446	75	90	2,681	257
2/12/2025	83	446	74	90	2,681	257
2/11/2025	83	446	74	90	2,681	257
2/10/2025	83	446	75	90	2,681	257
2/9/2025	83	446	77	90	2,681	257

Harddisk Usage LLG_ABSDB01

	Free disk space on C: (%)	Total disk space on C: (Gb)	Used disk space on C: (Gb)	Free disk space on D: (%)	Total disk space on D: (Gb)	Used disk space on D: (Gb)	Free disk space on E: (%)	Total disk space on E: (Gb)	Used disk space on E: (Gb)
2/15/2025	88	446	54	70	1,605	484	68	1,077	347
2/14/2025	88	446	54	70	1,605	484	68	1,077	345
2/13/2025	88	446	54	70	1,605	484	68	1,077	346
2/12/2025	88	446	54	70	1,605	484	68	1,077	346
2/11/2025	88	446	55	70	1,605	484	68	1,077	346
2/10/2025	88	446	55	71	1,605	472	67	1,077	350
2/9/2025	88	446	54	71	1,605	464	66	1,077	361

Weekly SLA Customer Report

Customer LLG_Production
Database ID 148



Harddisk Usage LLG_ABSDB02

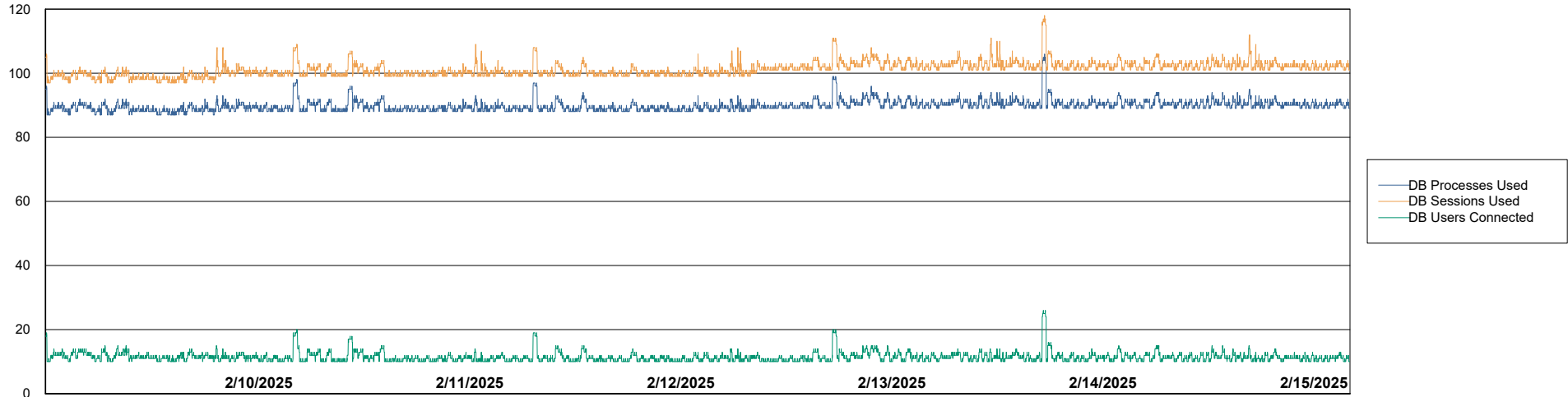
	Free disk space on C: (%)	Total disk space on C: (Gb)	Used disk space on C: (Gb)	Free disk space on D: (%)	Total disk space on D: (Gb)	Used disk space on D: (Gb)	Free disk space on E: (%)	Total disk space on E: (Gb)	Used disk space on E: (Gb)
2/15/2025	72	446	127	62	1,605	614	99	1,077	8
2/14/2025	72	446	127	62	1,605	614	98	1,077	16
2/13/2025	72	446	127	62	1,605	614	83	1,077	185
2/12/2025	72	446	127	62	1,605	614	83	1,077	183
2/11/2025	72	446	127	62	1,605	614	83	1,077	181
2/10/2025	73	446	122	62	1,605	603	83	1,077	183
2/9/2025	74	446	115	63	1,605	595	98	1,077	27

Weekly SLA Customer Report

Customer LLG_Production
Database ID 148



Database Performance LLG_ABSBI01_BI_PROD_ABS1



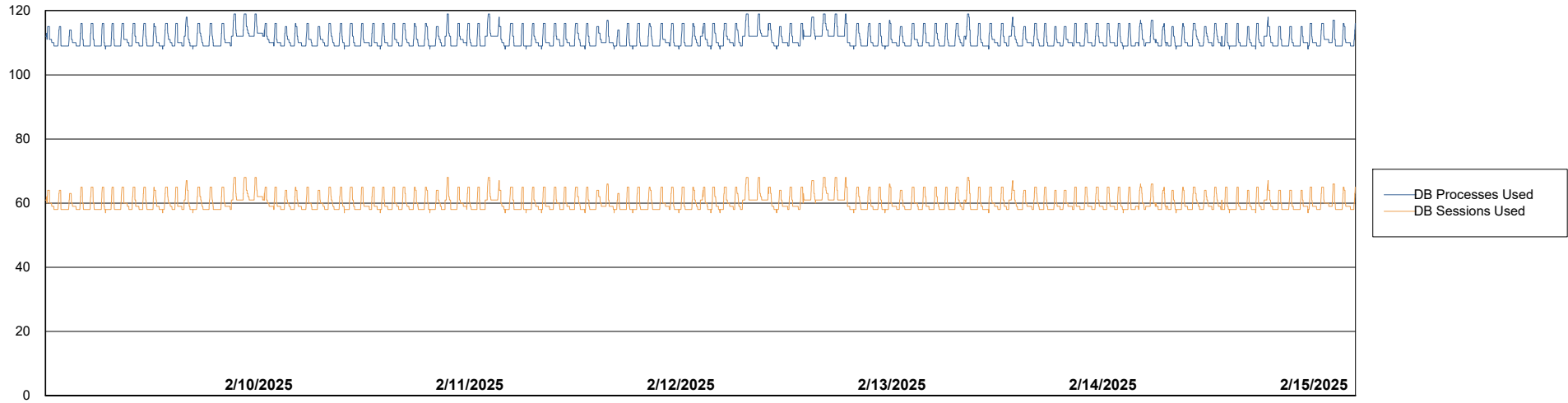
Weekly SLA Customer Report

Customer LLG_Production
Database ID 148



Database Performance LLG_ABSDB02_PROD_HSBABS1

DB Processes Max 4
DB Processes Max 300
DB Processes Max 0

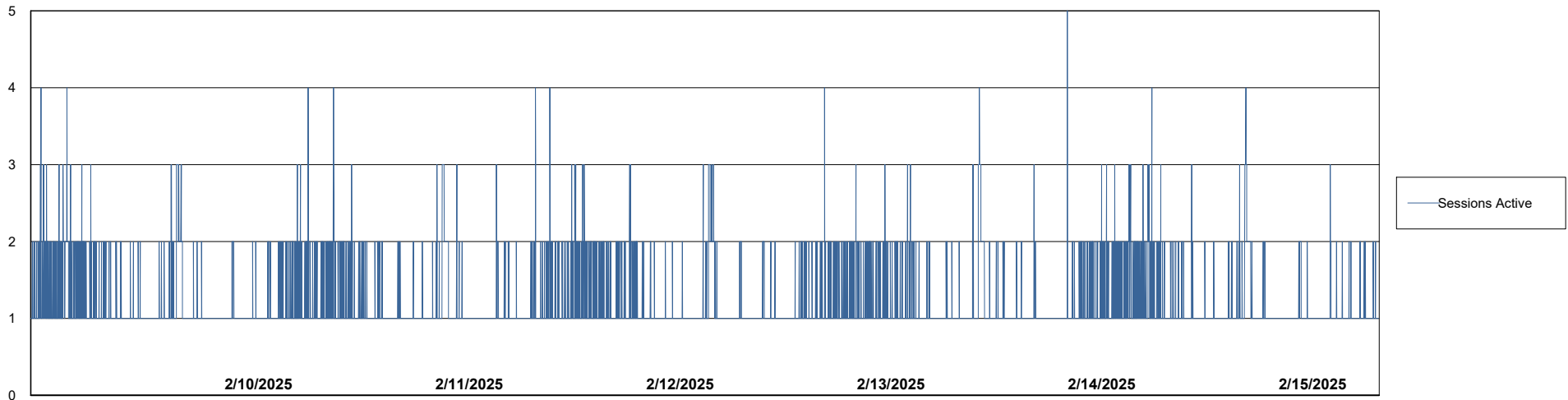
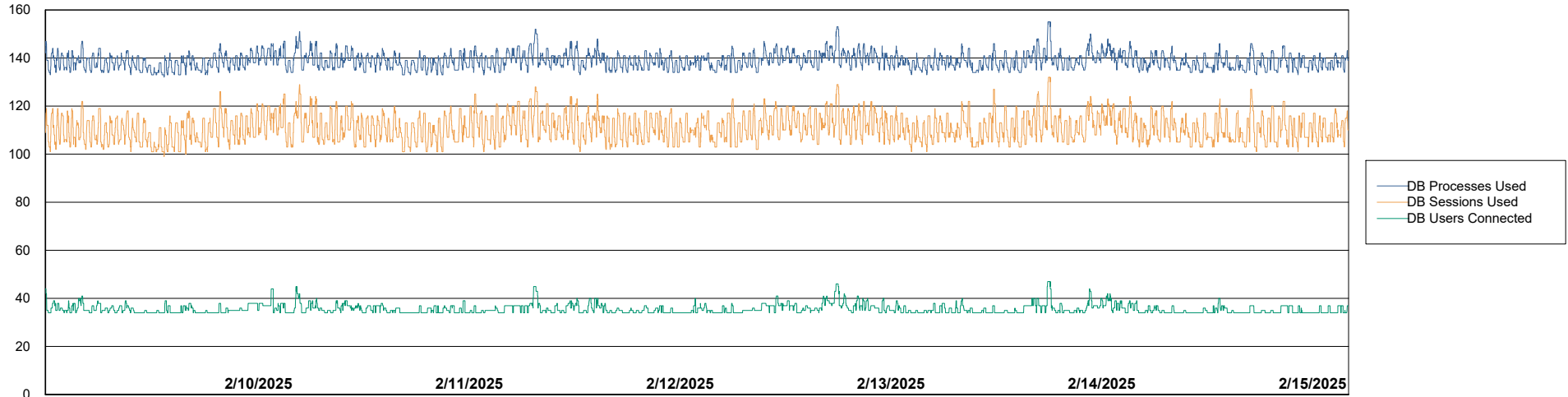


Weekly SLA Customer Report

Customer LLG_Production
Database ID 148



Database Performance LLG_ABSDB1_PROD_ABS1



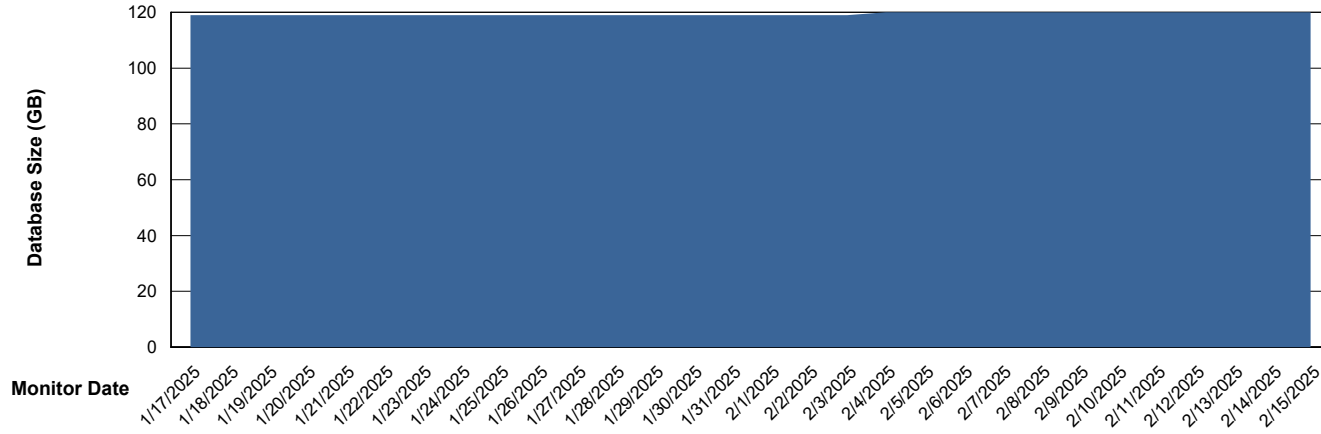
Weekly SLA Customer Report

Customer LLG_Production
Database ID 148



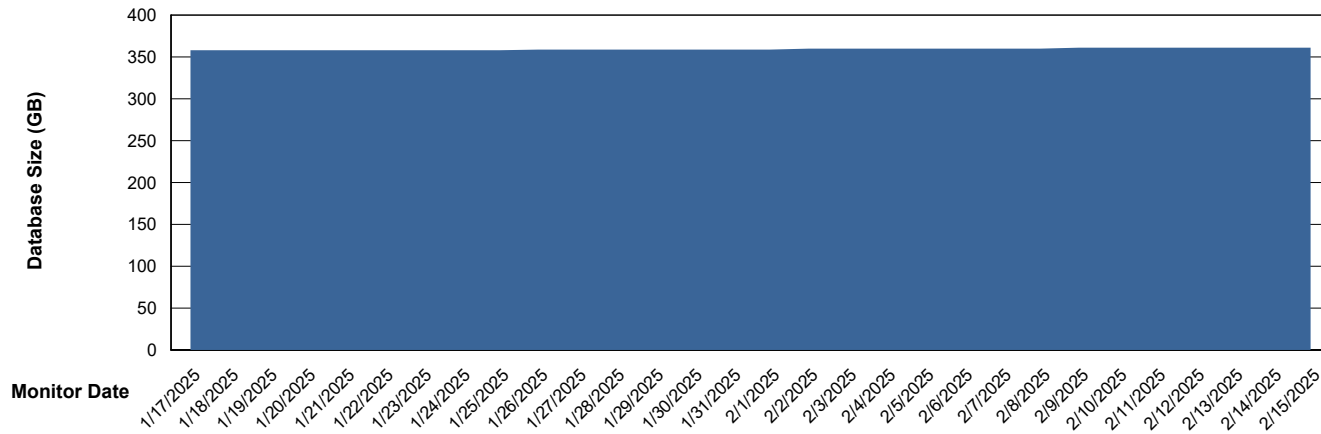
DATABASE SIZE LLG_ABSBI01_BI_PROD_ABS1

Database growth over last month



DATABASE SIZE LLG_ABSDB1_PROD_ABS1

Database growth over last month



Weekly SLA Customer Report

Customer LLG_Production
 Database ID 148



Database Tablespace LLG_ABSBI01_BI_PROD_ABS1

Date	Tablespace Name	Filesize (Gb)	Usedsize (Gb)	Percentage free
2/15/2025	ABSDATA	64	49	23
	INDX	76	63	17
2/14/2025	ABSDATA	64	49	23
	INDX	76	63	18
2/13/2025	ABSDATA	64	49	23
	INDX	76	63	18
2/12/2025	ABSDATA	64	49	23
	INDX	76	63	18
2/11/2025	ABSDATA	64	49	23
	INDX	76	63	18
2/10/2025	ABSDATA	64	49	23
	INDX	76	63	18
2/9/2025	ABSDATA	64	49	23
	INDX	76	63	18

Weekly SLA Customer Report

Customer LLG_Production
 Database ID 148



Database Tablespace LLG_ABSDB1_PROD_ABS1

Date	Tablespace Name	Filesize (Gb)	Usedsize (Gb)	Percentage free
2/15/2025	ABSDATA	188	148	21
	INDX	245	198	19
2/14/2025	ABSDATA	188	148	21
	INDX	245	198	19
2/13/2025	ABSDATA	188	148	21
	INDX	245	198	19
2/12/2025	ABSDATA	188	148	22
	INDX	245	198	19
2/11/2025	ABSDATA	188	148	22
	INDX	245	198	19
2/10/2025	ABSDATA	188	148	22
	INDX	245	198	19
2/9/2025	ABSDATA	178	148	17
	INDX	235	198	16

BI Status and last ETL error for LLG_ABSBI01_BI_PROD_ABS1

	Mon 10/2/2025	Tue 11/2/2025	Wed 12/2/2025	Thu 13/2/2025	Fri 14/2/2025	Sat 15/2/2025
ABS DataWarehouse ETL Health	OK	OK	OK	OK	OK	OK
ABS DWHStaging ETL Health	OK	OK	OK	OK	OK	OK

Weekly SLA Customer Report

Customer LLG_Production
Database ID 148



BI last ETL error for	LLG_ABSBI01_BI_PROD_ABS1
-----------------------	--------------------------

Wed, 12-02-2025	None
Thu, 13-02-2025	None
Mon, 10-02-2025	None
Fri, 14-02-2025	None
Fri, 14-02-2025	None
Tue, 11-02-2025	None
Sun, 9-02-2025	None
Sun, 9-02-2025	None
Sat, 15-02-2025	None
Mon, 10-02-2025	None
Sat, 15-02-2025	None
Wed, 12-02-2025	None
Thu, 13-02-2025	None
Tue, 11-02-2025	None

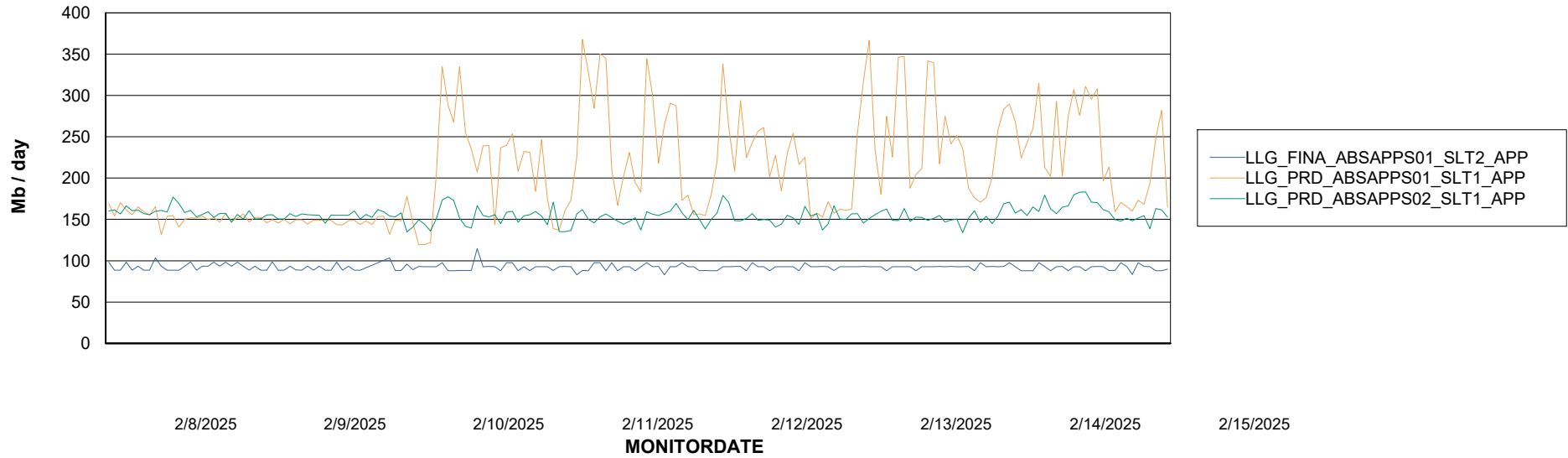
Weekly SLA Customer Report

Customer LLG_Production
Database ID 148

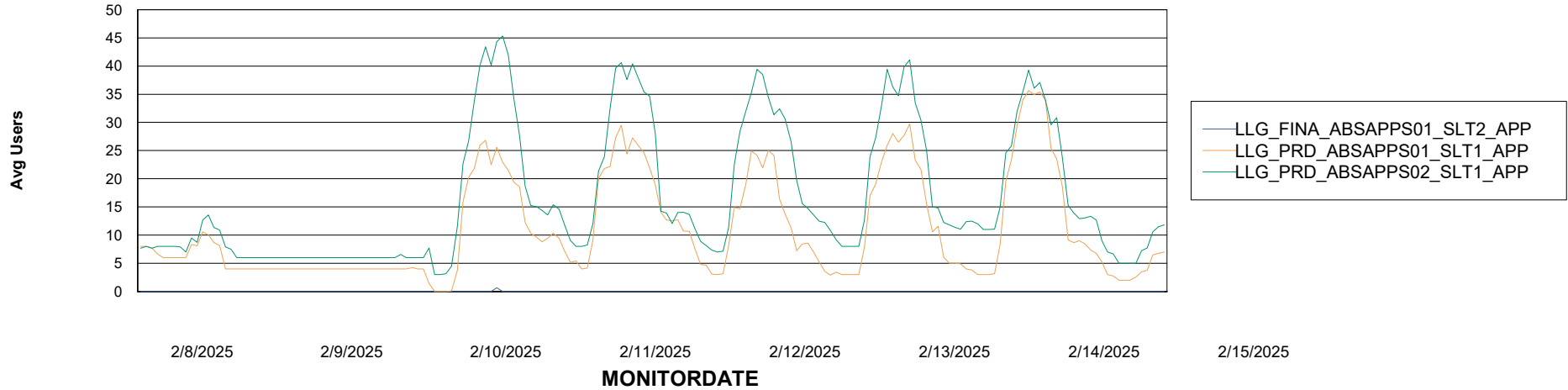


ABSSolute Application Server Services

Avg memory used per ABS Server Service



Avg users per day per ABS server



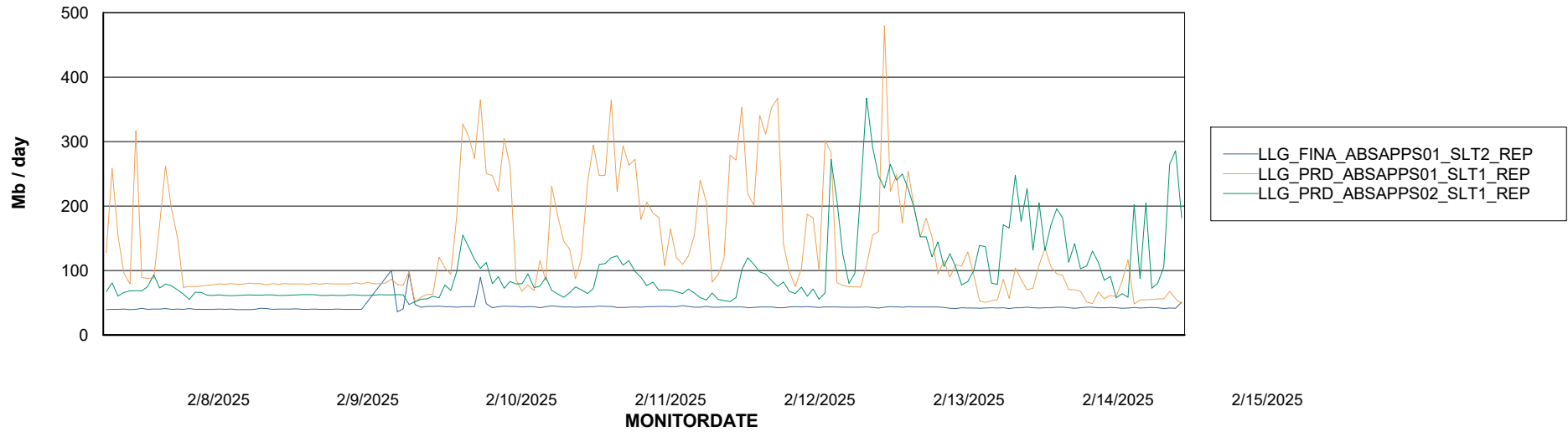
Weekly SLA Customer Report

Customer LLG_Production
Database ID 148



ABSSolute Application ReportServer Services

Avg memory used per ReportServer Service



Disaster per ABS component

