

Weekly SLA Customer Report

Customer BNL_Production
Database ID 83



Harddisk Usage BNL_PRD_BSNLP-VM-ABSD02

	Free disk space on C: (%)	Total disk space on C: (Gb)	Used disk space on C: (Gb)	Free disk space on D: (%)	Total disk space on D: (Gb)	Used disk space on D: (Gb)	Free disk space on E: (%)	Total disk space on E: (Gb)	Used disk space on E: (Gb)	Free disk space on F: (%)
2/15/2025	52	127	61	71	1,512	444	85	500	72	80
2/14/2025	52	127	61	69	1,512	463	84	500	80	80
2/13/2025	52	127	61	70	1,512	449	86	500	69	80
2/12/2025	52	127	61	74	1,512	395	88	500	58	80
2/11/2025	52	127	61	72	1,512	419	88	500	61	80
2/10/2025	52	127	61	69	1,512	467	83	500	86	80
2/9/2025	52	127	61	69	1,512	467	84	500	78	80

Harddisk Usage BNL_PRD_BSNLP-VM-ABSD03

	Free disk space on C: (%)	Total disk space on C: (Gb)	Used disk space on C: (Gb)	Free disk space on D: (%)	Total disk space on D: (Gb)	Used disk space on D: (Gb)	Free disk space on E: (%)	Total disk space on E: (Gb)	Used disk space on E: (Gb)	Free disk space on F: (%)
2/15/2025	47	127	67	79	1,512	321	77	500	113	80
2/14/2025	47	127	67	77	1,512	353	78	500	110	80
2/13/2025	47	127	67	78	1,512	335	78	500	111	80
2/12/2025	47	127	67	81	1,512	285	77	500	114	80
2/11/2025	47	127	67	80	1,512	305	77	500	114	80
2/10/2025	47	127	67	76	1,512	357	77	500	115	80
2/9/2025	47	127	67	76	1,512	357	78	500	111	80

Weekly SLA Customer Report

Customer BNL_Production
Database ID 83



Harddisk Usage BNL_PRD_bsnlp-vm-absw01

	Free disk space on C: (%)	Total disk space on C: (Gb)	Used disk space on C: (Gb)	Free disk space on D: (%)	Total disk space on D: (Gb)	Used disk space on D: (Gb)	Free disk space on E: (%)	Total disk space on E: (Gb)	Used disk space on E: (Gb)
2/15/2025	79	127	27	98	128	3	91	16	1
2/14/2025	79	127	27	98	128	3	91	16	1
2/13/2025	79	127	27	98	128	3	91	16	1
2/12/2025	79	127	27	98	128	3	91	16	1
2/11/2025	79	127	27	98	128	3	91	16	1
2/10/2025	79	127	27	98	128	3	91	16	1
2/9/2025	78	127	27	98	128	3	91	16	1

Harddisk Usage BNL_PRD_vm-absa01

	Free disk space on C: (%)	Total disk space on C: (Gb)	Used disk space on C: (Gb)	Free disk space on D: (%)	Total disk space on D: (Gb)	Used disk space on D: (Gb)	Free disk space on E: (%)	Total disk space on E: (Gb)	Used disk space on E: (Gb)
2/15/2025	68	127	41	91	127	11	92	64	5
2/14/2025	68	127	41	91	127	11	92	64	5
2/13/2025	68	127	41	91	127	11	92	64	5
2/12/2025	68	127	41	91	127	11	92	64	5
2/11/2025	68	127	41	91	127	11	92	64	5
2/10/2025	68	127	41	91	127	11	92	64	5
2/9/2025	67	127	42	91	127	11	92	64	5

Weekly SLA Customer Report

Customer BNL_Production
Database ID 83



Harddisk Usage BNL_PRD_vm-absa02

	Free disk space on C: (%)	Total disk space on C: (Gb)	Used disk space on C: (Gb)	Free disk space on D: (%)	Total disk space on D: (Gb)	Used disk space on D: (Gb)	Free disk space on E: (%)	Total disk space on E: (Gb)	Used disk space on E: (Gb)
2/15/2025	70	127	38	86	127	18	92	64	5
2/14/2025	70	127	38	86	127	18	92	64	5
2/13/2025	70	127	38	86	127	18	92	64	5
2/12/2025	70	127	38	86	127	18	92	64	5
2/11/2025	70	127	38	86	127	18	92	64	5
2/10/2025	70	127	38	86	127	18	92	64	5
2/9/2025	70	127	38	86	127	18	92	64	5

Harddisk Usage BNL_PRD_vm-absa03

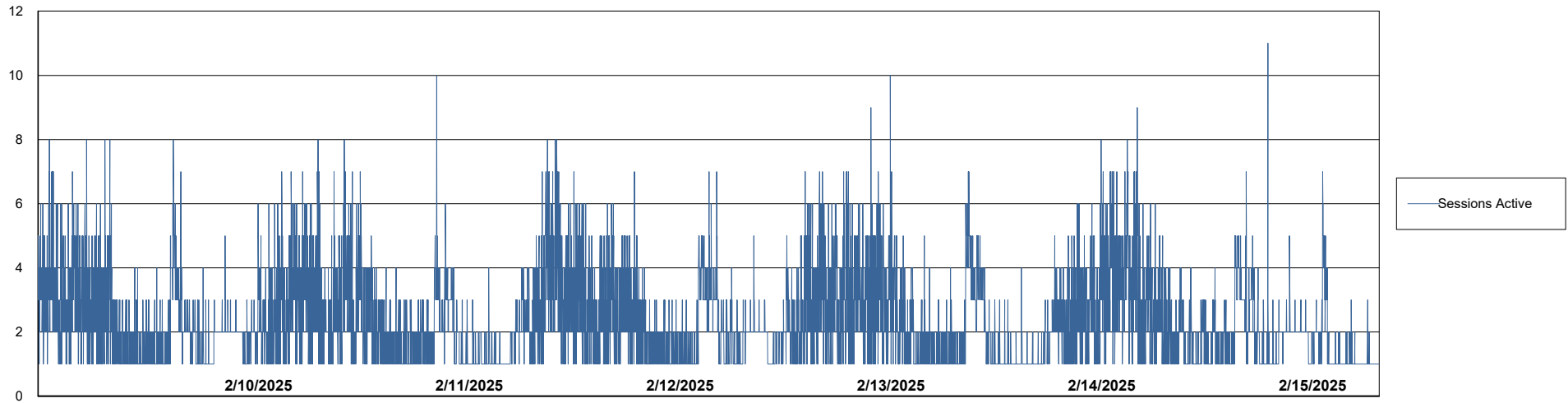
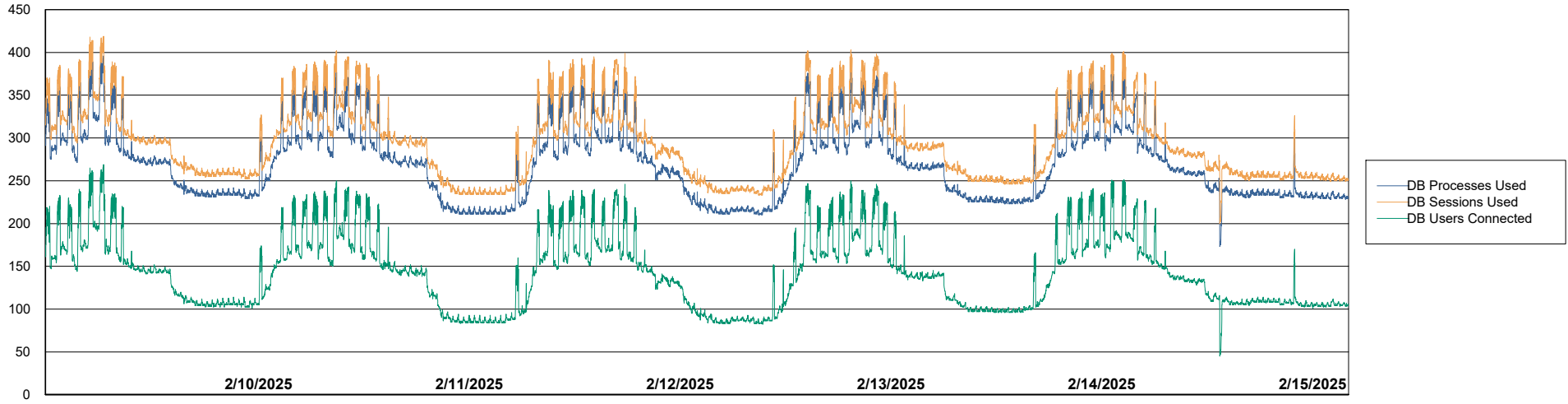
	Free disk space on C: (%)	Total disk space on C: (Gb)	Used disk space on C: (Gb)	Free disk space on D: (%)	Total disk space on D: (Gb)	Used disk space on D: (Gb)	Free disk space on E: (%)	Total disk space on E: (Gb)	Used disk space on E: (Gb)
2/15/2025	68	127	41	55	127	57	92	64	5
2/14/2025	68	127	41	55	127	57	92	64	5
2/13/2025	68	127	41	55	127	57	92	64	5
2/12/2025	68	127	41	55	127	57	92	64	5
2/11/2025	68	127	41	55	127	57	92	64	5
2/10/2025	68	127	41	55	127	57	92	64	5
2/9/2025	68	127	41	55	127	57	90	64	6

Weekly SLA Customer Report

Customer BNL_Production
Database ID 83



Database Performance BNLDB_Production



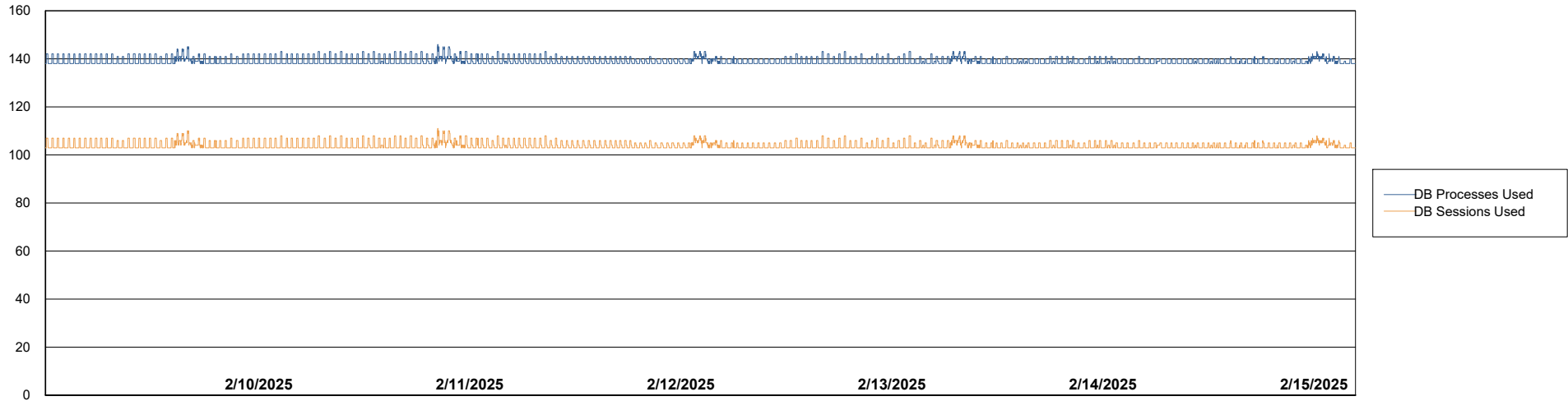
Weekly SLA Customer Report

Customer BNL_Production
Database ID 83



Database Performance BNLDB_Standby

DB Processes Max 4
DB Processes Max 0
DB Processes Max 1,000



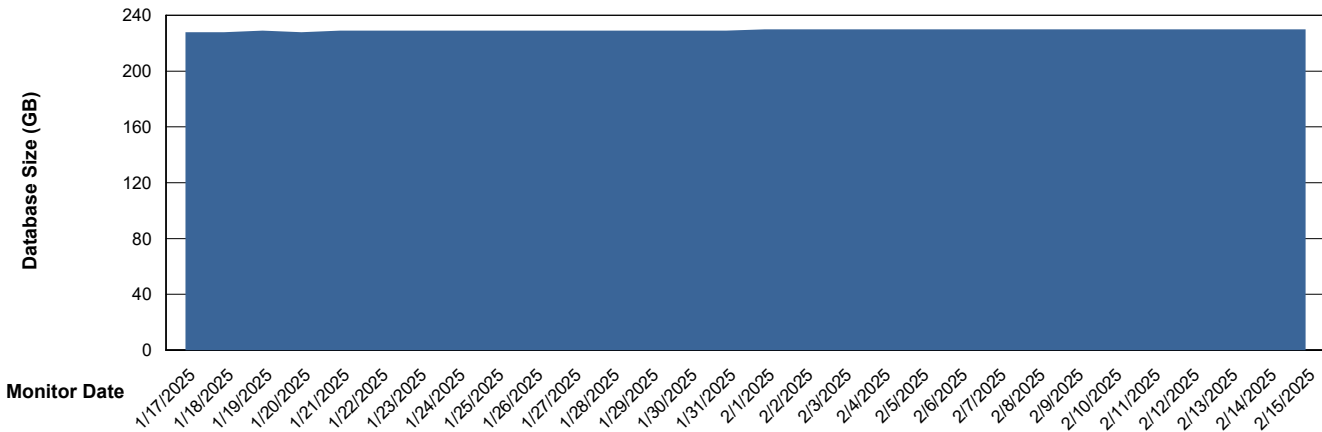
Weekly SLA Customer Report

Customer BNL_Production
 Database ID 83



DATABASE SIZE BNLDB_Production

Database growth over last month



Database Tablespace BNLDB_Production

Date	Tablespace Name	Filesize (Gb)	Usedsize (Gb)	Percentage free
2/15/2025	ABSDATA	105	65	38
	INDX	200	156	22
2/14/2025	ABSDATA	105	65	38
	INDX	200	156	22
2/13/2025	ABSDATA	105	65	38
	INDX	200	156	22
2/12/2025	ABSDATA	105	65	38
	INDX	200	156	22
2/11/2025	ABSDATA	105	65	38
	INDX	200	156	22
2/10/2025	ABSDATA	105	65	38
	INDX	200	156	22
2/9/2025	ABSDATA	105	65	38
	INDX	200	156	22

Weekly SLA Customer Report

Customer BNL_Production
Database ID 83



Standby Database Health BNL_Production

Recovery lag for last 7 days



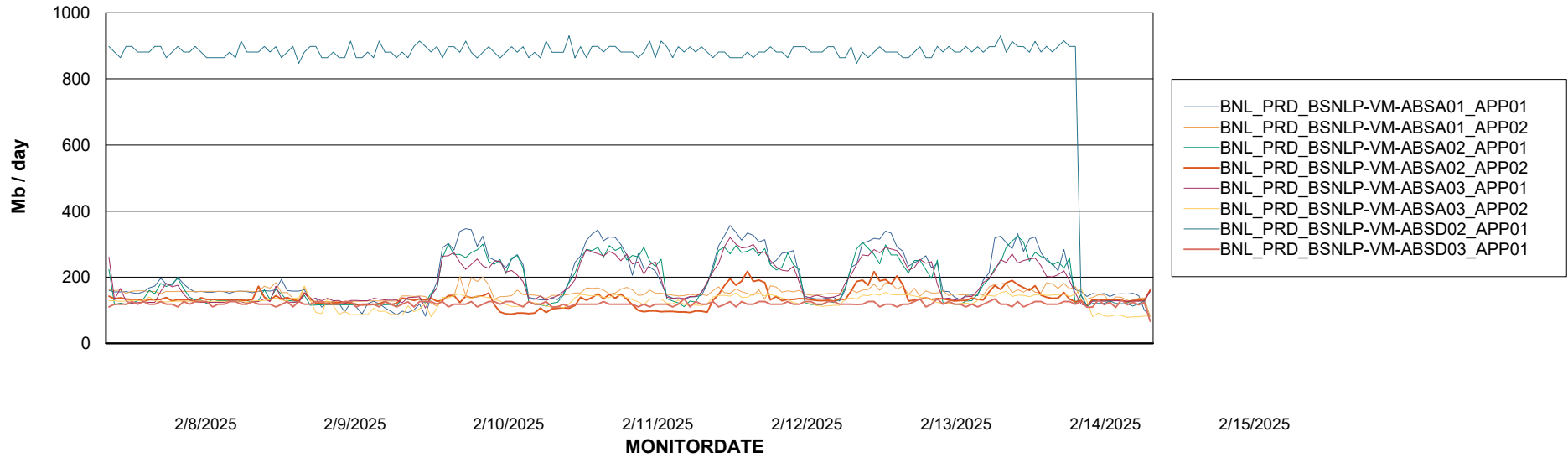
Weekly SLA Customer Report

Customer BNL_Production
Database ID 83

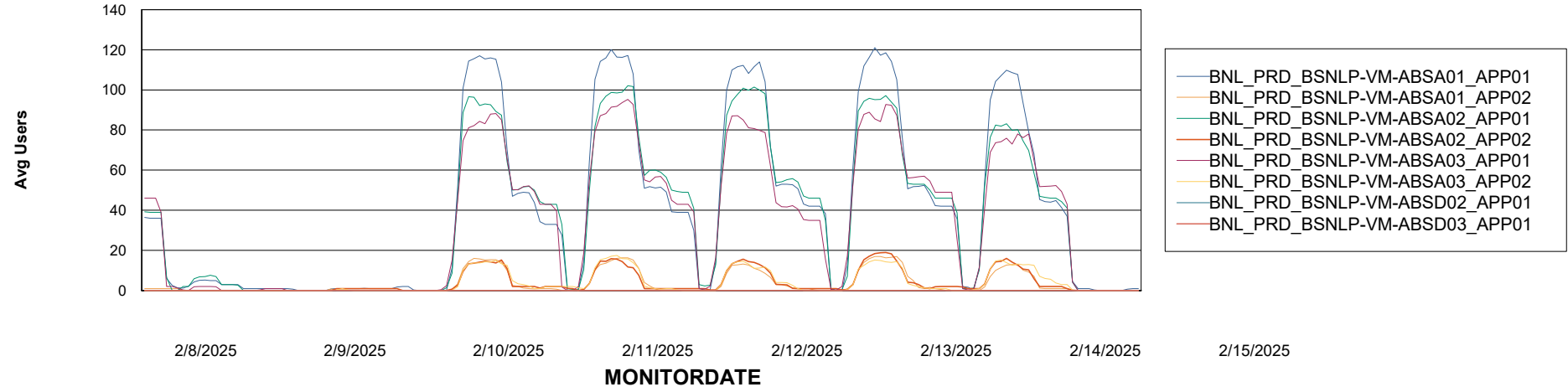


ABSSolute Application Server Services

Avg memory used per ABS Server Service



Avg users per day per ABS server



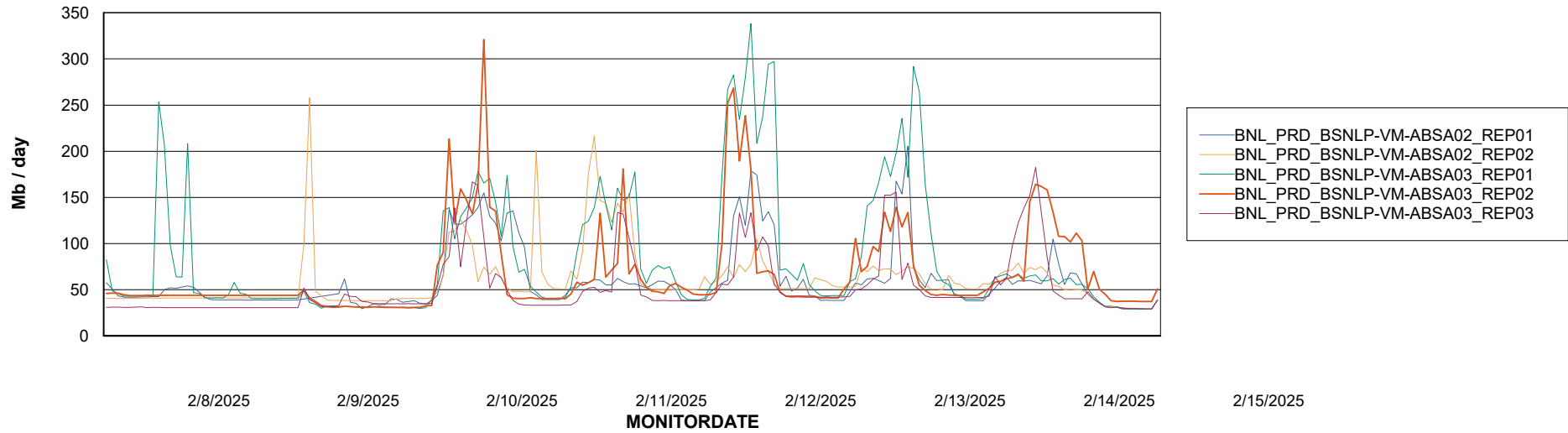
Weekly SLA Customer Report

Customer BNL_Production
Database ID 83



ABSSolute Application ReportServer Services

Avg memory used per ReportServer Service



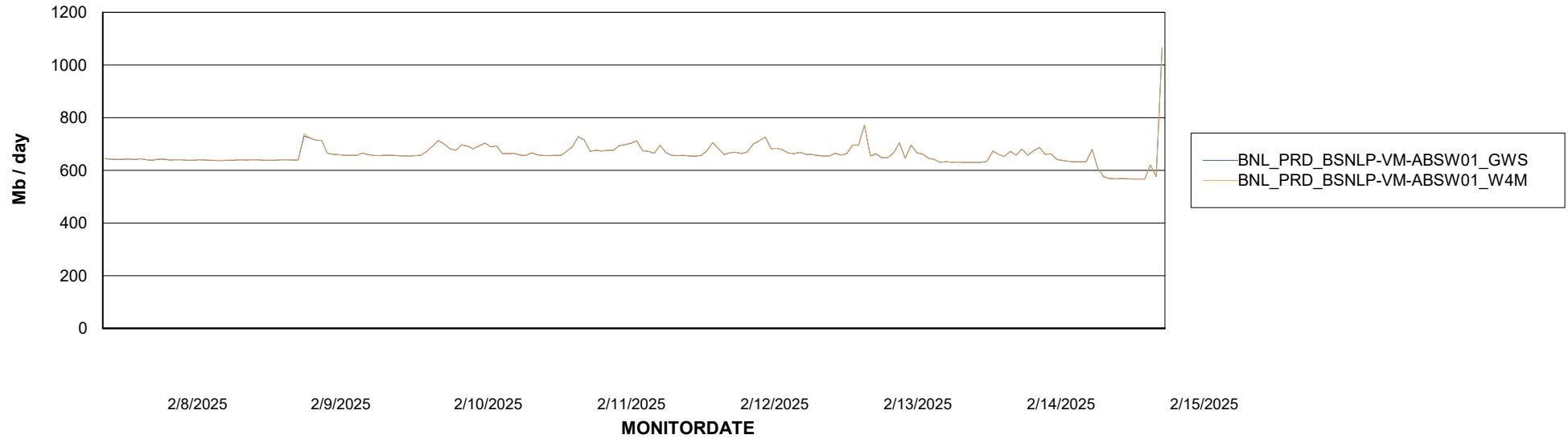
Weekly SLA Customer Report

Customer BNL_Production
Database ID 83



ABSSolute Web Component Services

Avg memory used per ABS Web component



Weekly SLA Customer Report

Customer BNL_Production
Database ID 83



Disaster per ABS component

