

# Weekly SLA Customer Report

Customer LLG\_Production  
Database ID 148



## Harddisk Usage LLG\_ABSAPPS01

	Free disk space on C: (%)	Total disk space on C: (Gb)	Used disk space on C: (Gb)	Free disk space on D: (%)	Total disk space on D: (Gb)	Used disk space on D: (Gb)
2/8/2025	87	500	63	98	393	9
2/7/2025	87	500	63	98	393	9
2/6/2025	87	500	63	98	393	9
2/5/2025	87	500	63	98	393	9
2/4/2025	88	500	59	98	393	9
2/3/2025	88	500	59	98	393	9
2/2/2025	88	500	59	98	393	9

## Harddisk Usage LLG\_ABSApps02

	Free disk space on C: (%)	Total disk space on C: (Gb)	Used disk space on C: (Gb)	Free disk space on D: (%)	Total disk space on D: (Gb)	Used disk space on D: (Gb)
2/8/2025	91	500	44	96	393	15
2/7/2025	91	500	44	96	393	15
2/6/2025	91	500	44	96	393	15
2/5/2025	91	500	44	96	393	15
2/4/2025	91	500	44	96	393	15
2/3/2025	91	500	44	96	393	15
2/2/2025	91	500	44	96	393	15

# Weekly SLA Customer Report

Customer LLG\_Production  
Database ID 148



## Harddisk Usage LLG\_ABSBI01

	Free disk space on C: (%)	Total disk space on C: (Gb)	Used disk space on C: (Gb)	Free disk space on D: (%)	Total disk space on D: (Gb)	Used disk space on D: (Gb)
2/8/2025	83	446	77	90	2,681	258
2/7/2025	83	446	77	90	2,681	257
2/6/2025	83	446	77	90	2,681	257
2/5/2025	83	446	77	90	2,681	257
2/4/2025	83	446	77	90	2,681	257
2/3/2025	83	446	77	90	2,681	257
2/2/2025	83	446	77	90	2,681	257

## Harddisk Usage LLG\_ABSDB01

	Free disk space on C: (%)	Total disk space on C: (Gb)	Used disk space on C: (Gb)	Free disk space on D: (%)	Total disk space on D: (Gb)	Used disk space on D: (Gb)	Free disk space on E: (%)	Total disk space on E: (Gb)	Used disk space on E: (Gb)
2/8/2025	88	446	54	71	1,605	464	68	1,077	347
2/7/2025	88	446	54	71	1,605	464	68	1,077	345
2/6/2025	88	446	54	71	1,605	464	68	1,077	345
2/5/2025	88	446	54	71	1,605	464	68	1,077	345
2/4/2025	88	446	54	71	1,605	464	68	1,077	345
2/3/2025	88	446	54	71	1,605	464	67	1,077	350
2/2/2025	88	446	54	71	1,605	464	66	1,077	362

# Weekly SLA Customer Report

Customer LLG\_Production  
Database ID 148



Harddisk Usage LLG\_ABSDB02

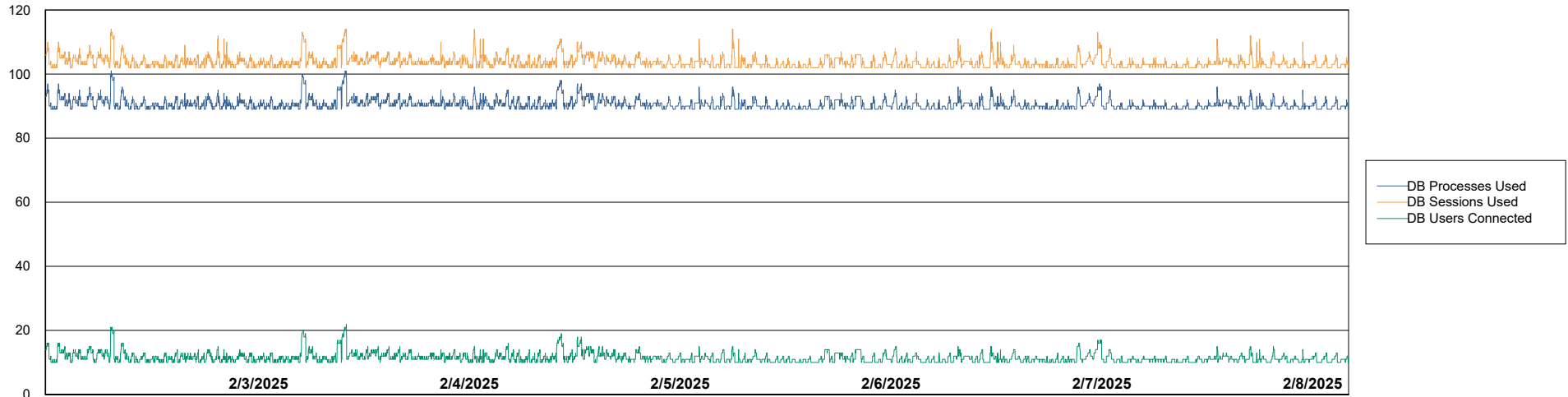
	Free disk space on C: (%)	Total disk space on C: (Gb)	Used disk space on C: (Gb)	Free disk space on D: (%)	Total disk space on D: (Gb)	Used disk space on D: (Gb)	Free disk space on E: (%)	Total disk space on E: (Gb)	Used disk space on E: (Gb)
2/8/2025	74	446	115	63	1,605	595	99	1,077	8
2/7/2025	74	446	115	63	1,605	595	98	1,077	18
2/6/2025	74	446	115	63	1,605	595	83	1,077	185
2/5/2025	74	446	115	63	1,605	595	83	1,077	183
2/4/2025	74	446	115	63	1,605	595	83	1,077	181
2/3/2025	45	446	246	63	1,605	595	83	1,077	183
2/2/2025	17	446	372	63	1,605	595	98	1,077	27

# Weekly SLA Customer Report

Customer LLG\_Production  
Database ID 148



Database Performance LLG\_ABSBI01\_BI\_PROD\_ABS1



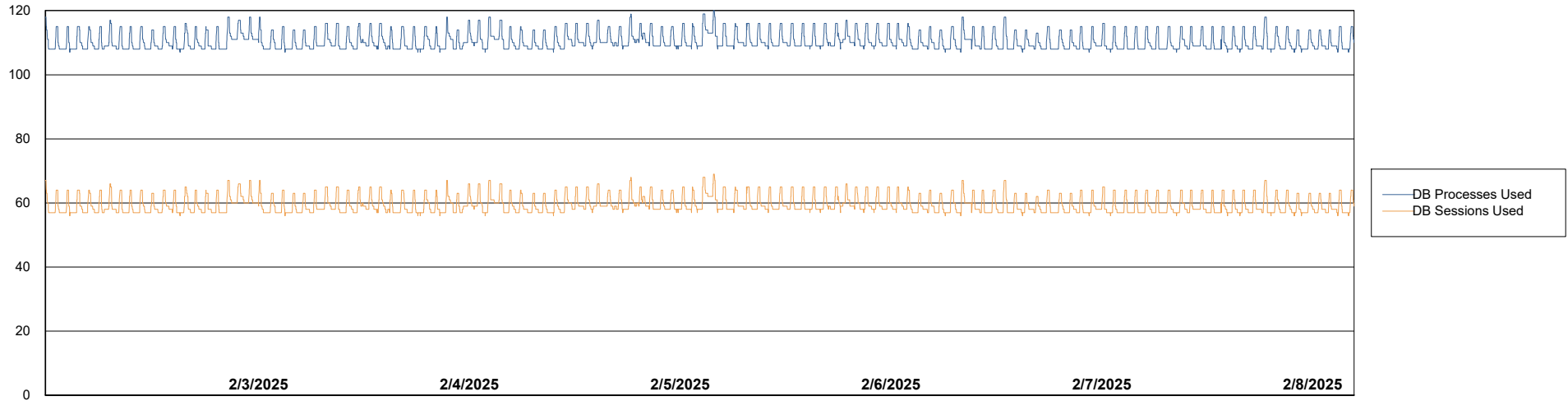
# Weekly SLA Customer Report

Customer LLG\_Production  
Database ID 148



## Database Performance LLG\_ABSDB02\_PROD\_HSBABS1

DB Processes Max 0  
DB Processes Max 300  
DB Processes Max 4

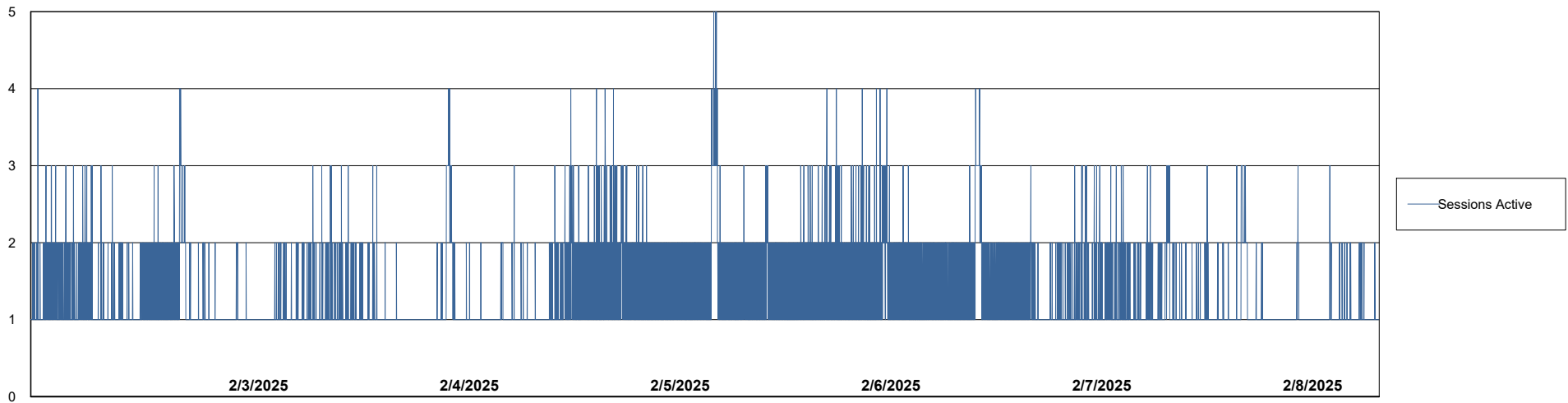
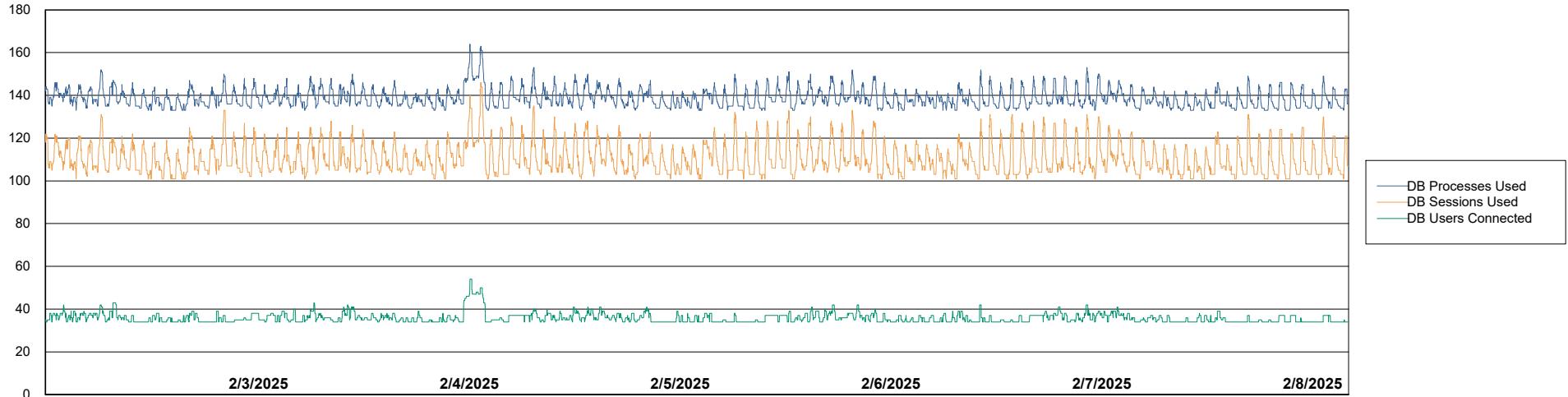


# Weekly SLA Customer Report

Customer LLG\_Production  
Database ID 148



## Database Performance LLG\_ABSDB1\_PROD\_ABS1



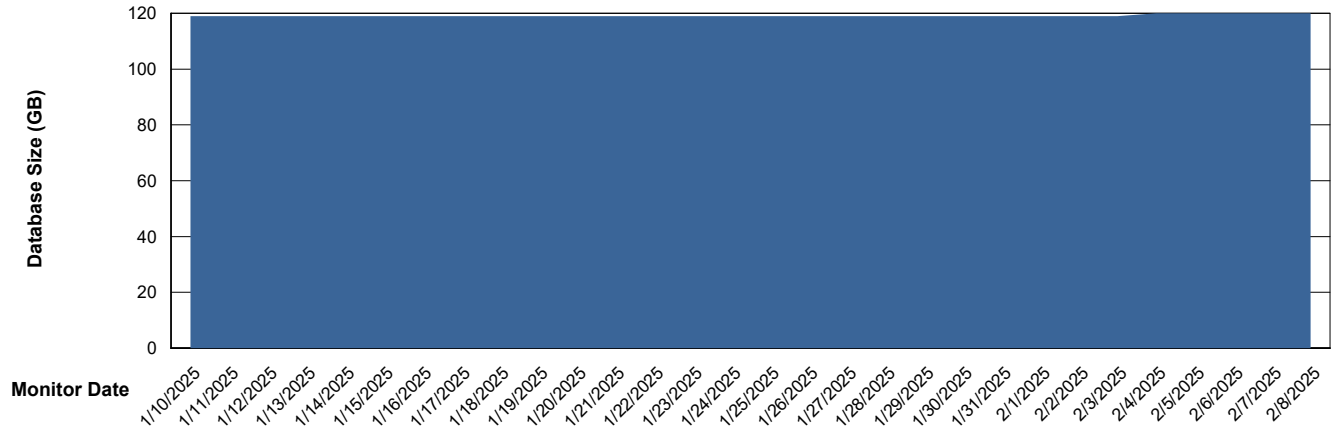
# Weekly SLA Customer Report

Customer LLG\_Production  
Database ID 148



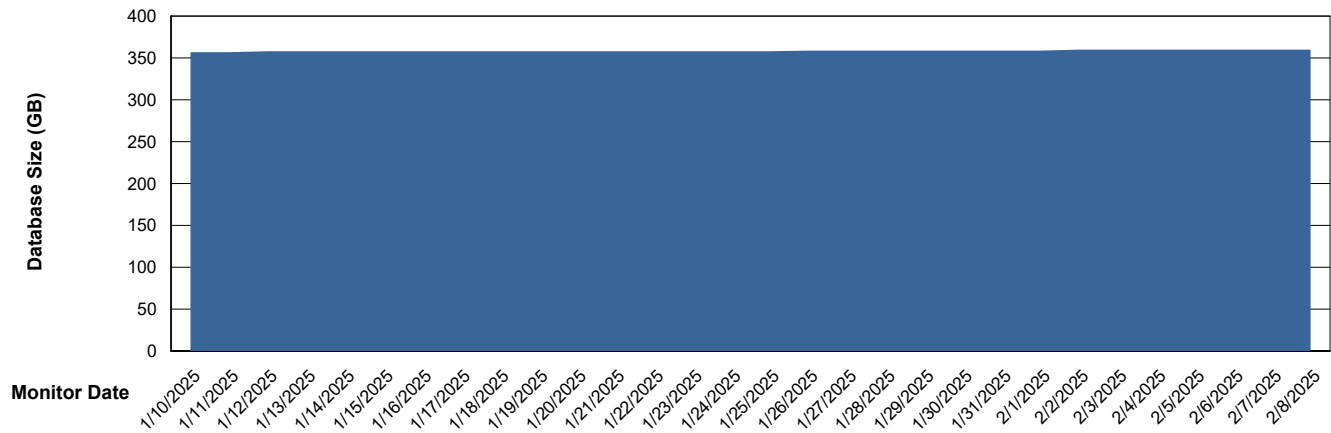
DATABASE SIZE LLG\_ABSBI01\_BI\_PROD\_ABS1

### Database growth over last month



DATABASE SIZE LLG\_ABSDB1\_PROD\_ABS1

### Database growth over last month



# Weekly SLA Customer Report

Customer LLG\_Production  
Database ID 148



Database Tablespace LLG\_ABSBI01\_BI\_PROD\_ABS1

Date	Tablespace Name	Filesize (Gb)	Usedsize (Gb)	Percentage free
2/8/2025	ABSDATA	64	49	23
	INDX	76	62	18
2/7/2025	ABSDATA	64	49	23
	INDX	76	62	18
2/6/2025	ABSDATA	64	49	23
	INDX	76	62	18
2/5/2025	ABSDATA	64	49	23
	INDX	76	62	18
2/4/2025	ABSDATA	64	49	23
	INDX	76	62	18
2/3/2025	ABSDATA	64	49	23
	INDX	76	62	18
2/2/2025	ABSDATA	64	49	23
	INDX	76	62	18

# Weekly SLA Customer Report

Customer LLG\_Production  
 Database ID 148



Database Tablespace LLG\_ABSDB1\_PROD\_ABS1

Date	Tablespace Name	Filesize (Gb)	Usedsize (Gb)	Percentage free
2/8/2025	ABSDATA	178	147	17
	INDX	235	198	16
2/7/2025	ABSDATA	178	147	17
	INDX	235	198	16
2/6/2025	ABSDATA	178	147	17
	INDX	235	198	16
2/5/2025	ABSDATA	178	147	17
	INDX	235	198	16
2/4/2025	ABSDATA	178	147	17
	INDX	235	198	16
2/3/2025	ABSDATA	178	147	17
	INDX	235	198	16
2/2/2025	ABSDATA	178	147	17
	INDX	235	197	16

BI Status and last ETL error for LLG\_ABSBI01\_BI\_PROD\_ABS1

	Mon 3/2/2025	Tue 4/2/2025	Wed 5/2/2025	Thu 6/2/2025	Fri 7/2/2025	Sat 8/2/2025
<b>ABS DataWarehouse ETL Health</b>	OK	OK	OK	OK	OK	OK
<b>ABS DWHStaging ETL Health</b>	OK	OK	OK	OK	OK	OK

# Weekly SLA Customer Report

Customer LLG\_Production  
Database ID 148



BI last ETL error for	LLG_ABSBI01_BI_PROD_ABS1
-----------------------	--------------------------

Sun, 2-02-2025	None
Mon, 3-02-2025	None
Sun, 2-02-2025	None
Thu, 6-02-2025	None
Thu, 6-02-2025	None
Mon, 3-02-2025	None
Tue, 4-02-2025	None
Fri, 7-02-2025	None
Sat, 8-02-2025	None
Tue, 4-02-2025	None
Sat, 8-02-2025	None
Wed, 5-02-2025	None
Wed, 5-02-2025	None
Fri, 7-02-2025	None

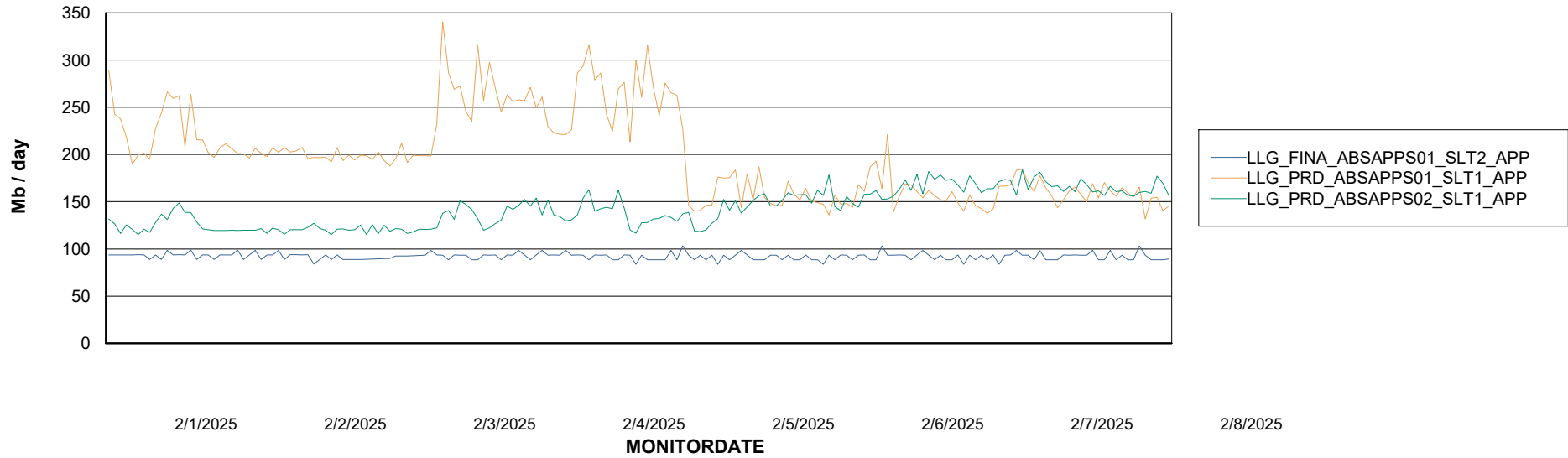
# Weekly SLA Customer Report

Customer LLG\_Production  
Database ID 148

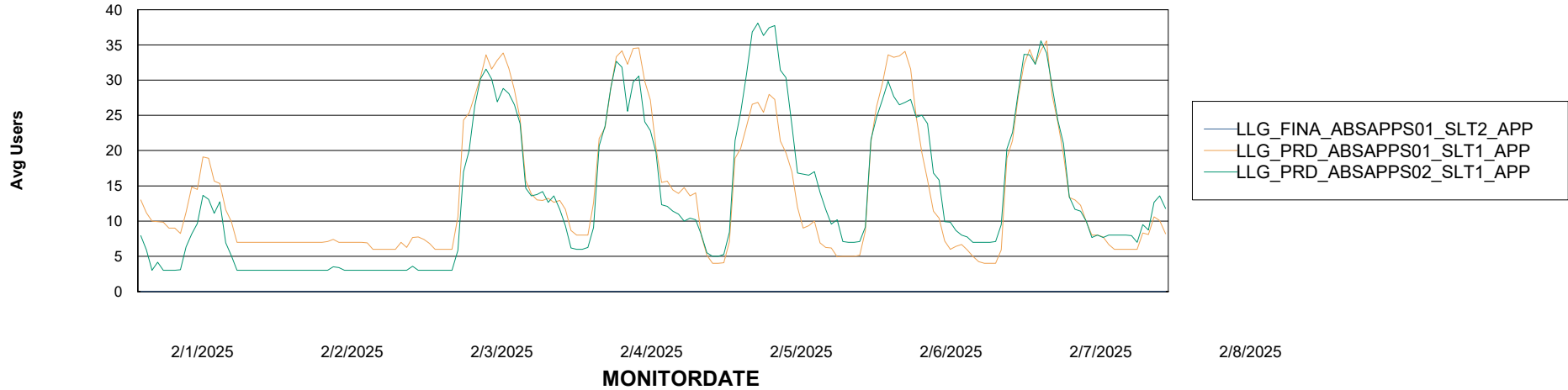


## ABSSolute Application Server Services

### Avg memory used per ABS Server Service



### Avg users per day per ABS server



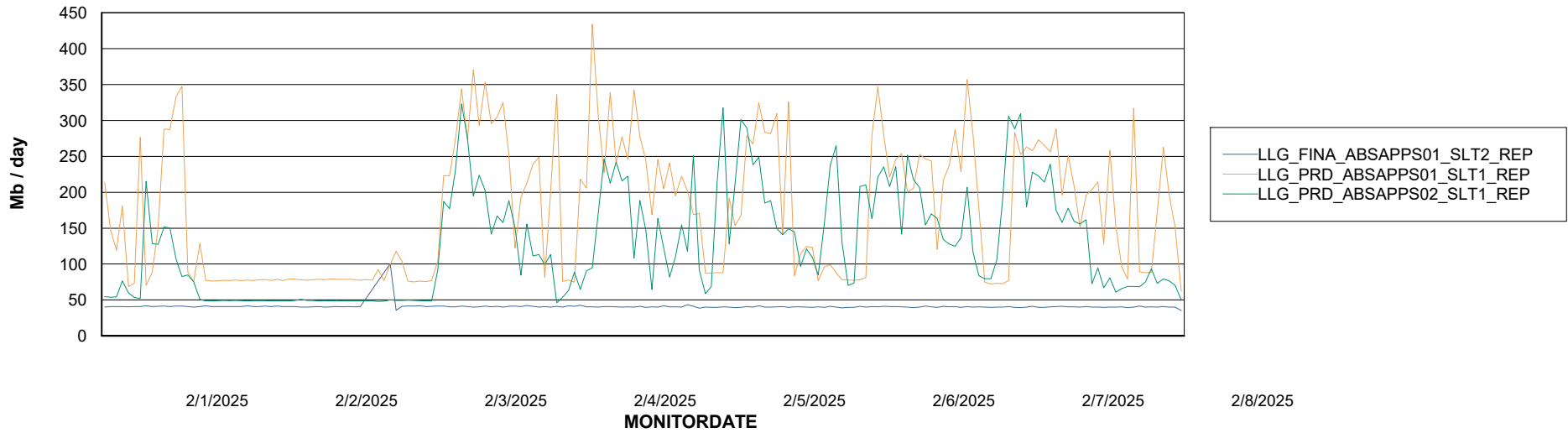
# Weekly SLA Customer Report

Customer LLG\_Production  
Database ID 148



## ABSSolute Application ReportServer Services

### Avg memory used per ReportServer Service



### Disaster per ABS component

