

Weekly SLA Customer Report

Customer BNL_Production
Database ID 83



Harddisk Usage BNL_PRD_BSNLP-VM-ABSD02

	Free disk space on C: (%)	Total disk space on C: (Gb)	Used disk space on C: (Gb)	Free disk space on D: (%)	Total disk space on D: (Gb)	Used disk space on D: (Gb)	Free disk space on E: (%)	Total disk space on E: (Gb)	Used disk space on E: (Gb)	Free disk space on F: (%)
2/8/2025	52	127	61	71	1,512	443	85	500	73	80
2/7/2025	52	127	61	73	1,512	404	87	500	63	80
2/6/2025	52	127	61	71	1,512	443	88	500	58	80
2/5/2025	50	127	63	74	1,512	395	88	500	62	80
2/4/2025	49	127	65	74	1,512	399	89	500	57	80
2/3/2025	48	127	65	74	1,512	395	87	500	63	80
2/2/2025	48	127	65	74	1,512	395	89	500	57	80

Harddisk Usage BNL_PRD_BSNLP-VM-ABSD03

	Free disk space on C: (%)	Total disk space on C: (Gb)	Used disk space on C: (Gb)	Free disk space on D: (%)	Total disk space on D: (Gb)	Used disk space on D: (Gb)	Free disk space on E: (%)	Total disk space on E: (Gb)	Used disk space on E: (Gb)	Free disk space on F: (%)
2/8/2025	47	127	67	79	1,512	322	77	500	117	80
2/7/2025	47	127	67	81	1,512	286	76	500	118	80
2/6/2025	47	127	67	81	1,512	286	76	500	118	80
2/5/2025	47	127	67	81	1,512	285	77	500	116	80
2/4/2025	47	127	67	81	1,512	285	77	500	116	80
2/3/2025	47	127	67	81	1,512	285	76	500	118	80
2/2/2025	47	127	67	81	1,512	285	77	500	114	80

Weekly SLA Customer Report

Customer BNL_Production
Database ID 83



Harddisk Usage BNL_PRD_bsnlp-vm-absw01

	Free disk space on C: (%)	Total disk space on C: (Gb)	Used disk space on C: (Gb)	Free disk space on D: (%)	Total disk space on D: (Gb)	Used disk space on D: (Gb)	Free disk space on E: (%)	Total disk space on E: (Gb)	Used disk space on E: (Gb)
2/8/2025	78	127	28	98	128	3	91	16	1
2/7/2025	78	127	28	98	128	3	91	16	1
2/6/2025	78	127	28	98	128	3	91	16	1
2/5/2025	78	127	28	98	128	3	91	16	1
2/4/2025	78	127	28	98	128	3	91	16	1
2/3/2025	77	127	29	98	128	2	91	16	1
2/2/2025	77	127	30	98	128	3	91	16	1

Harddisk Usage BNL_PRD_vm-absa01

	Free disk space on C: (%)	Total disk space on C: (Gb)	Used disk space on C: (Gb)	Free disk space on D: (%)	Total disk space on D: (Gb)	Used disk space on D: (Gb)	Free disk space on E: (%)	Total disk space on E: (Gb)	Used disk space on E: (Gb)
2/8/2025	67	127	42	91	127	11	92	64	5
2/7/2025	67	127	42	91	127	11	92	64	5
2/6/2025	67	127	42	91	127	11	92	64	5
2/5/2025	67	127	42	89	127	14	92	64	5
2/4/2025	67	127	42	88	127	15	92	64	5
2/3/2025	66	127	43	88	127	15	92	64	5
2/2/2025	67	127	42	88	127	15	92	64	5

Weekly SLA Customer Report

Customer BNL_Production
Database ID 83



Harddisk Usage BNL_PRD_vm-absa02

	Free disk space on C: (%)	Total disk space on C: (Gb)	Used disk space on C: (Gb)	Free disk space on D: (%)	Total disk space on D: (Gb)	Used disk space on D: (Gb)	Free disk space on E: (%)	Total disk space on E: (Gb)	Used disk space on E: (Gb)
2/8/2025	69	127	39	86	127	18	92	64	5
2/7/2025	69	127	39	86	127	18	92	64	5
2/6/2025	69	127	39	86	127	18	92	64	5
2/5/2025	69	127	39	77	127	29	92	64	5
2/4/2025	69	127	39	77	127	29	92	64	5
2/3/2025	68	127	40	77	127	29	92	64	5
2/2/2025	69	127	40	77	127	29	92	64	5

Harddisk Usage BNL_PRD_vm-absa03

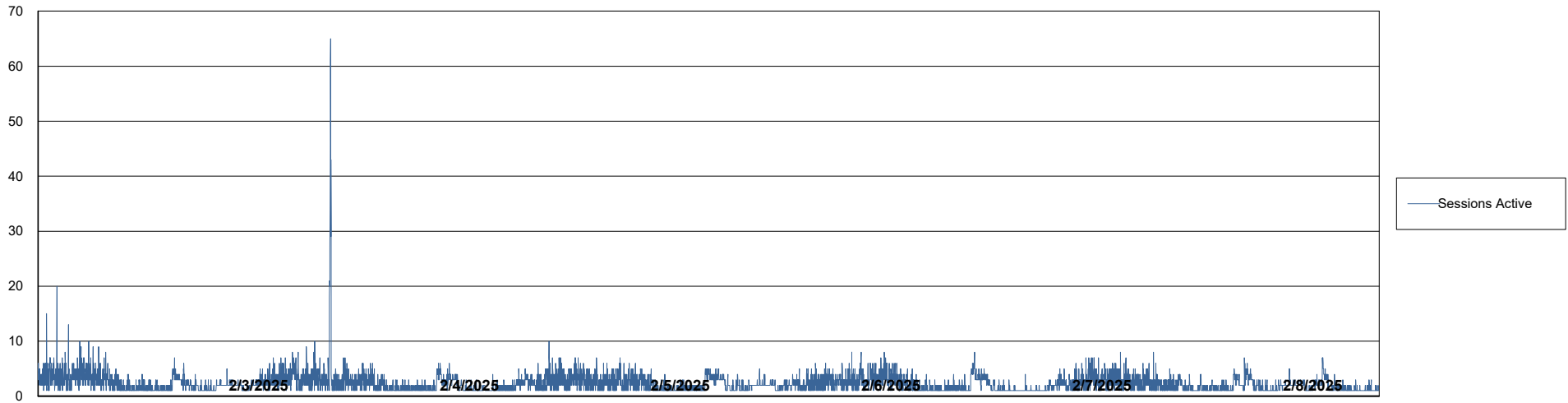
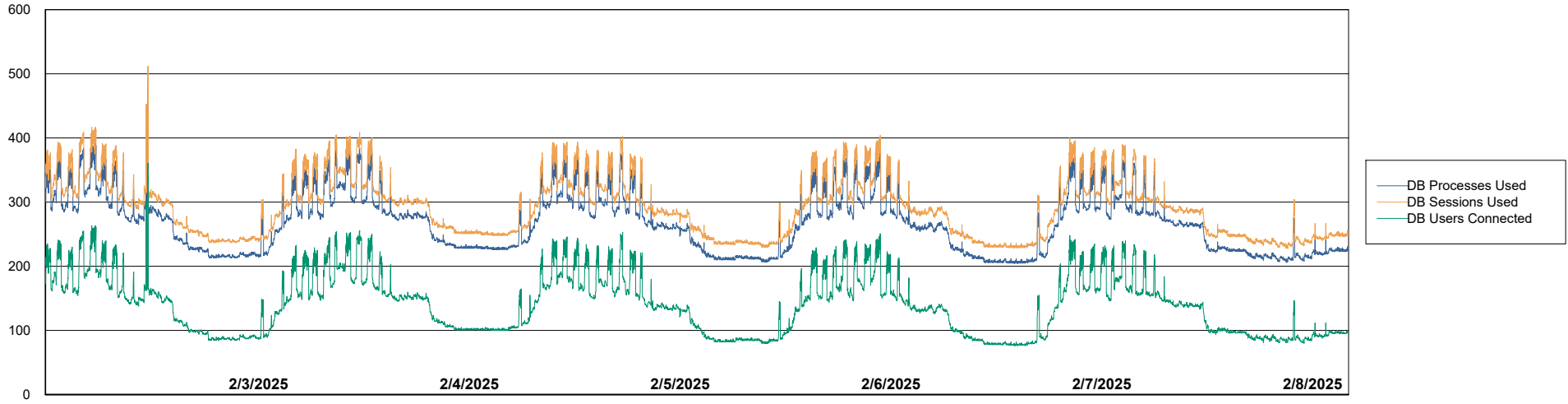
	Free disk space on C: (%)	Total disk space on C: (Gb)	Used disk space on C: (Gb)	Free disk space on D: (%)	Total disk space on D: (Gb)	Used disk space on D: (Gb)	Free disk space on E: (%)	Total disk space on E: (Gb)	Used disk space on E: (Gb)
2/8/2025	67	127	42	55	127	57	87	64	8
2/7/2025	67	127	42	55	127	57	87	64	8
2/6/2025	67	127	42	55	127	57	87	64	8
2/5/2025	67	127	42	45	127	70	90	64	6
2/4/2025	66	127	43	40	127	77	92	64	5
2/3/2025	66	127	43	40	127	77	92	64	5
2/2/2025	66	127	43	40	127	77	92	64	5

Weekly SLA Customer Report

Customer BNL_Production
Database ID 83



Database Performance BNLDB_Production



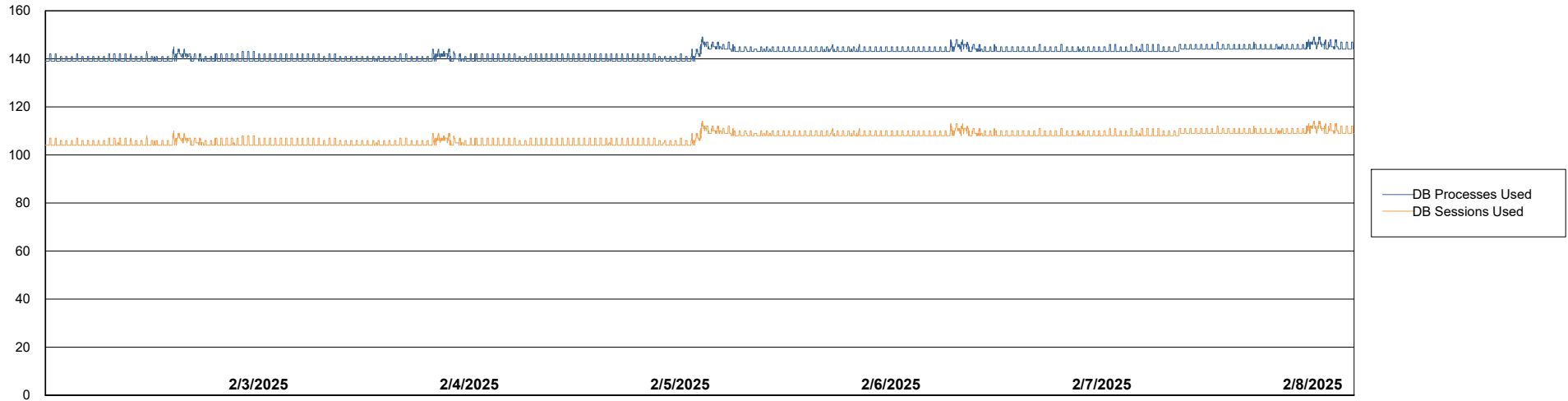
Weekly SLA Customer Report

Customer BNL_Production
Database ID 83



Database Performance BNLDB_Standby

DB Processes Max 0
DB Processes Max 4
DB Processes Max 1,000



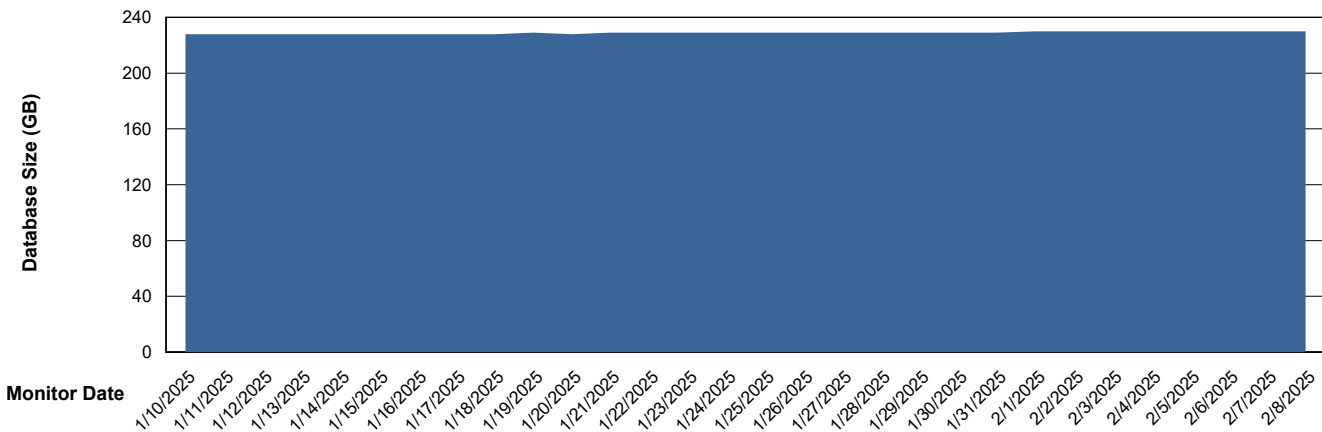
Weekly SLA Customer Report

Customer BNL_Production
 Database ID 83



DATABASE SIZE BNLDB_Production

Database growth over last month



Database Tablespace BNLDB_Production

Date	Tablespace Name	Filesize (Gb)	Usedsize (Gb)	Percentage free
2/8/2025	ABSDATA	105	65	38
	INDX	200	156	22
2/7/2025	ABSDATA	105	65	38
	INDX	200	156	22
2/6/2025	ABSDATA	105	65	38
	INDX	200	156	22
2/5/2025	ABSDATA	105	65	38
	INDX	200	155	22
2/4/2025	ABSDATA	105	65	38
	INDX	200	155	22
2/3/2025	ABSDATA	105	65	38
	INDX	200	155	22
2/2/2025	ABSDATA	105	65	38
	INDX	200	155	22

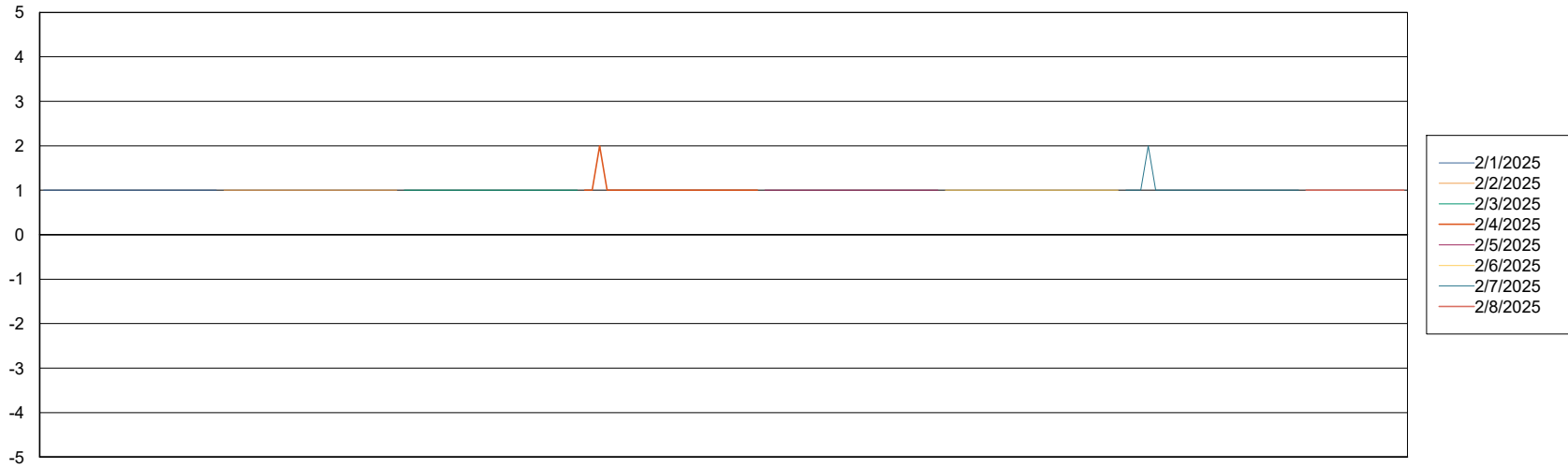
Weekly SLA Customer Report

Customer BNL_Production
Database ID 83



Standby Database Health BNL_Production

Recovery lag for last 7 days



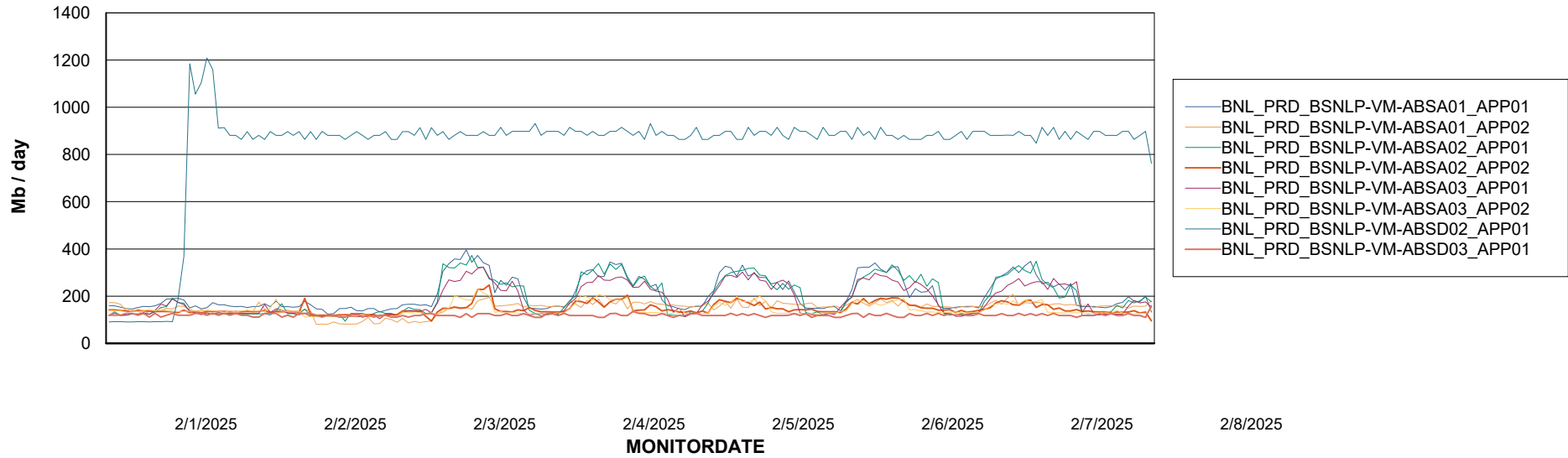
Weekly SLA Customer Report

Customer BNL_Production
Database ID 83

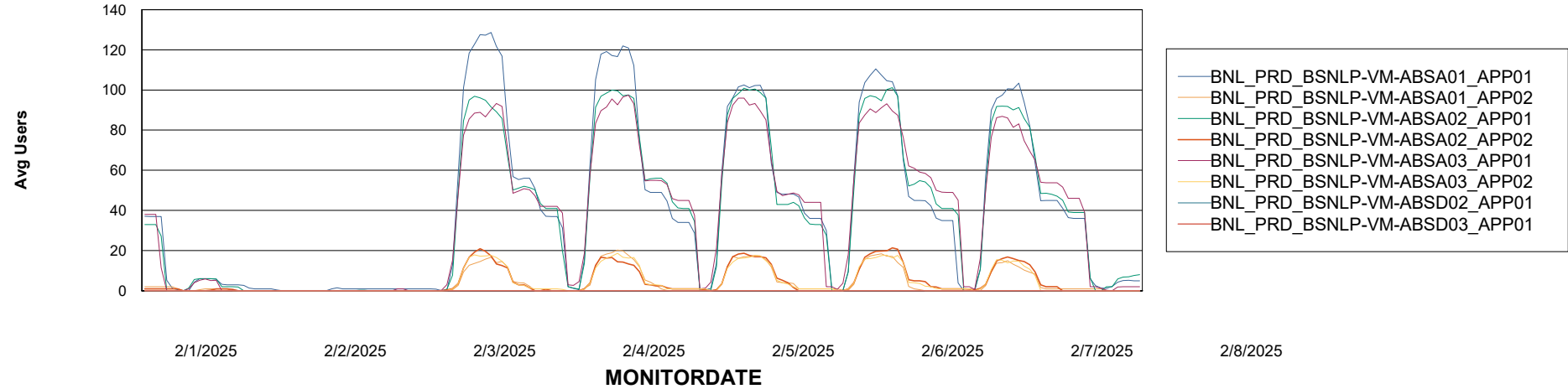


ABSSolute Application Server Services

Avg memory used per ABS Server Service



Avg users per day per ABS server



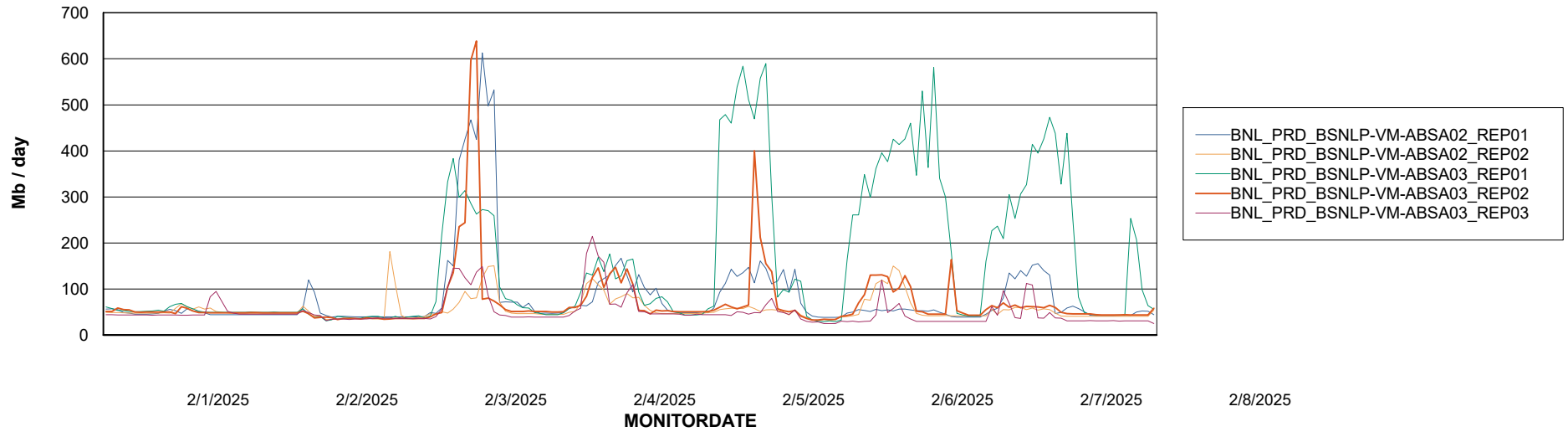
Weekly SLA Customer Report

Customer BNL_Production
Database ID 83



ABSSolute Application ReportServer Services

Avg memory used per ReportServer Service



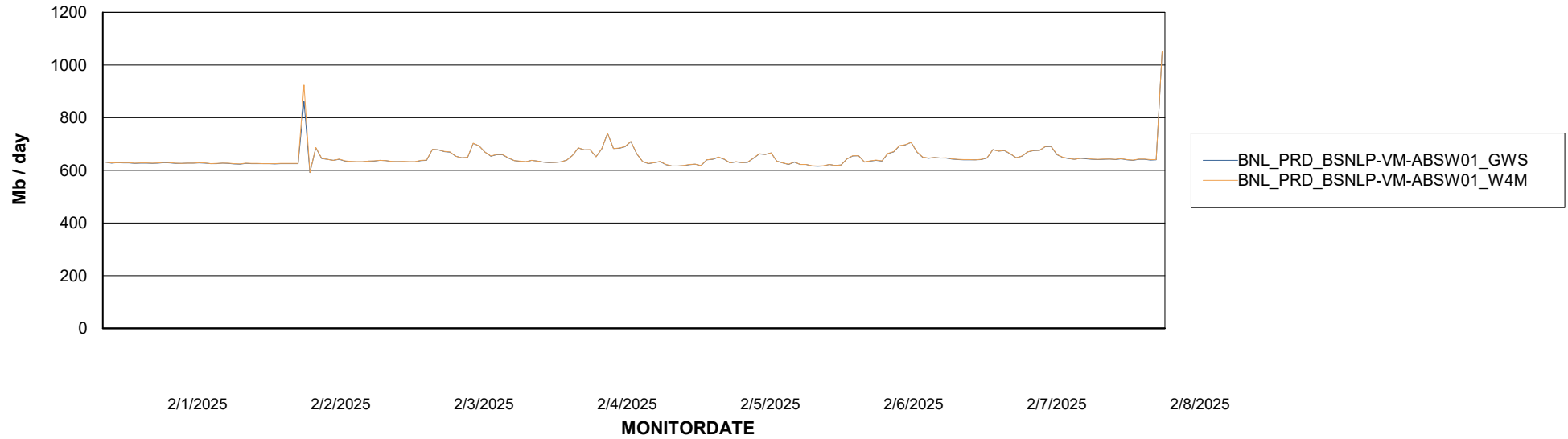
Weekly SLA Customer Report

Customer BNL_Production
Database ID 83



ABSSolute Web Component Services

Avg memory used per ABS Web component



Weekly SLA Customer Report

Customer BNL_Production
Database ID 83



Disaster per ABS component

