

Weekly SLA Customer Report

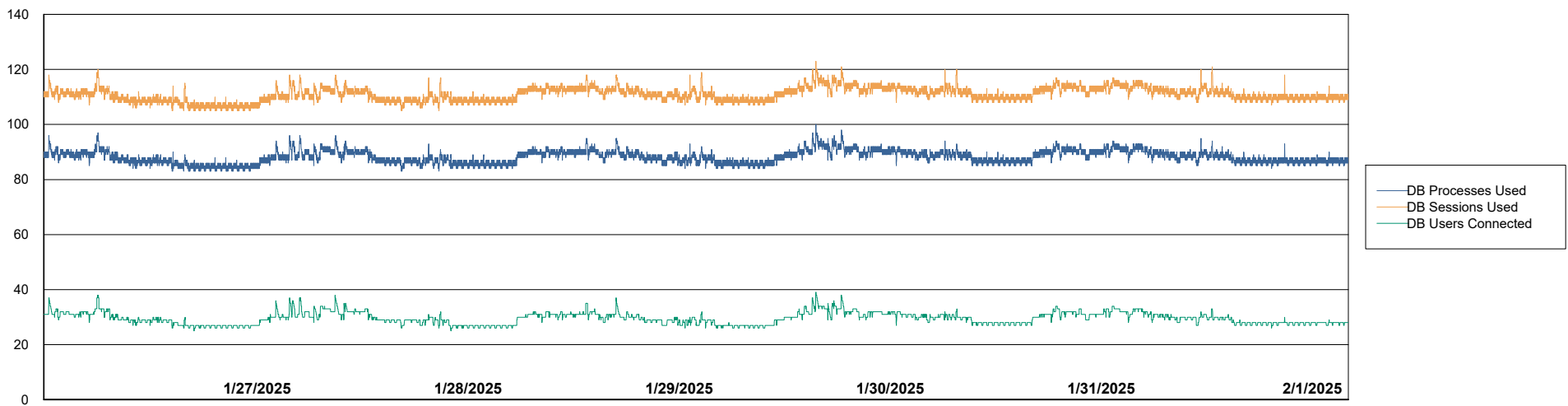
Customer RAS_Production
 Database ID 189



Harddisk Usage RAS_PRD_NEDLIN-ST-APP01

	Free disk space on C: (%)	Total disk space on C: (Gb)	Used disk space on C: (Gb)	Free disk space on D: (%)	Total disk space on D: (Gb)	Used disk space on D: (Gb)	Free disk space on E: (%)	Total disk space on E: (Gb)	Used disk space on E: (Gb)
2/1/2025	29	249	177	25	310	233	61	100	39
1/31/2025	29	249	178	25	310	232	60	100	40
1/30/2025	29	249	177	25	310	232	61	100	39
1/29/2025	30	249	176	25	310	231	58	100	42
1/28/2025	30	249	176	25	310	231	60	100	40
1/27/2025	27	249	182	25	310	231	64	100	36
1/26/2025	26	249	185	25	310	231	59	100	41

Database Performance RAS_PRD_NEDLIN-ST-APP01_ABS1



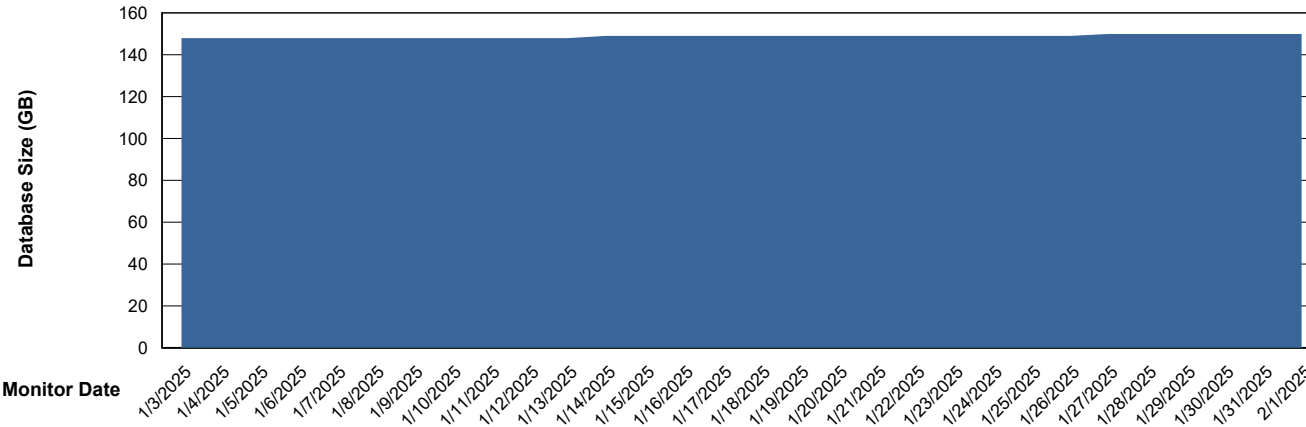
Weekly SLA Customer Report

Customer RAS_Production
 Database ID 189



DATABASE SIZE RAS_PRD_NEDLIN-ST-APP01_ABS1

Database growth over last month



Database Tablespace RAS_PRD_NEDLIN-ST-APP01_ABS1

Date	Tablespace Name	Filesize (Gb)	Usedsize (Gb)	Percentage free
2/1/2025	ABSDATA	60	38	37
	INDX	128	96	25
1/31/2025	ABSDATA	60	38	37
	INDX	128	96	25
1/30/2025	ABSDATA	60	38	37
	INDX	128	96	25
1/29/2025	ABSDATA	60	38	37
	INDX	128	96	25
1/28/2025	ABSDATA	60	38	37
	INDX	128	96	25
1/27/2025	ABSDATA	60	38	37
	INDX	128	96	25
1/26/2025	ABSDATA	60	38	37
	INDX	128	96	25

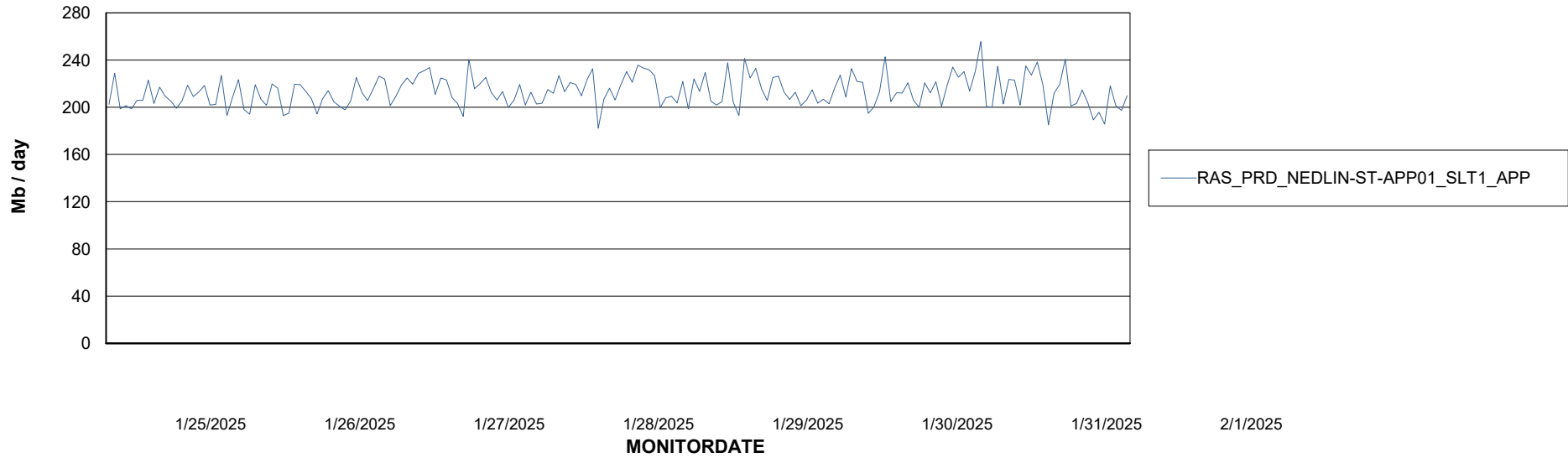
Weekly SLA Customer Report

Customer RAS_Production
Database ID 189

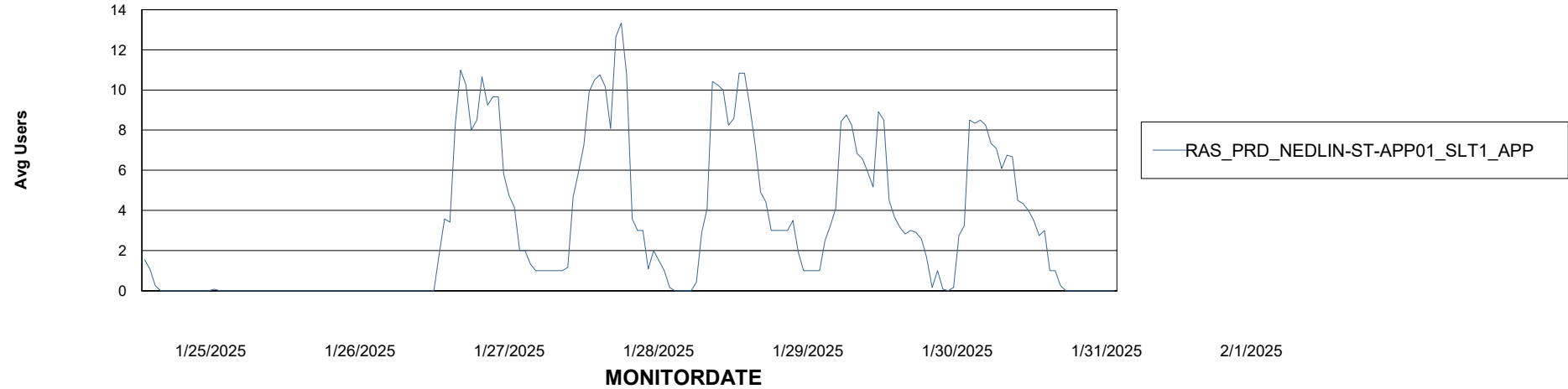


ABSSolute Application Server Services

Avg memory used per ABS Server Service



Avg users per day per ABS server



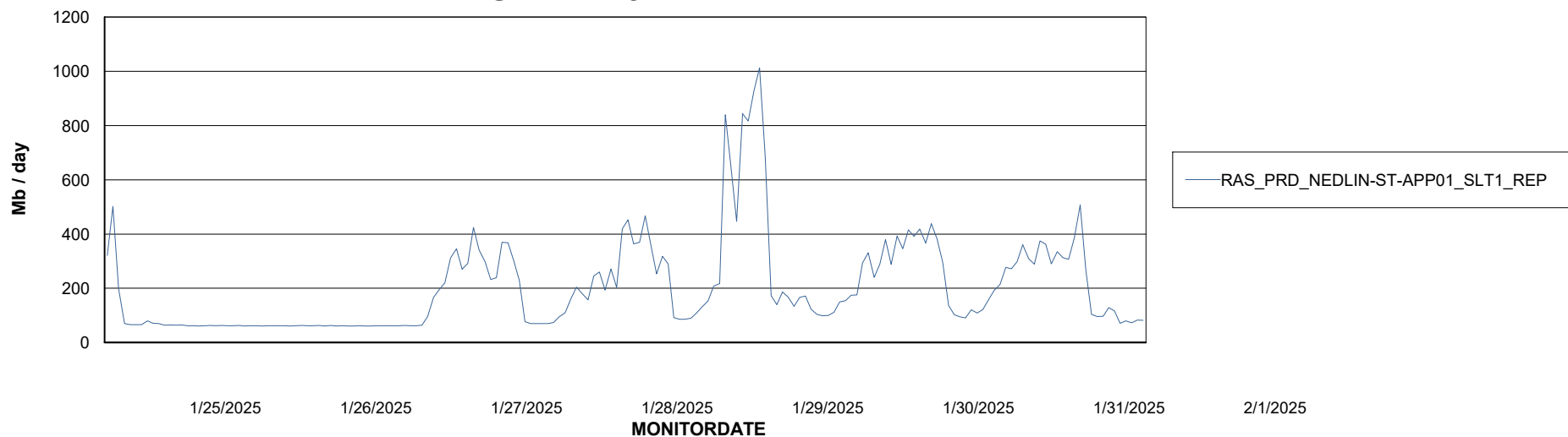
Weekly SLA Customer Report

Customer RAS_Production
Database ID 189



ABSSolute Application ReportServer Services

Avg memory used per ReportServer Service



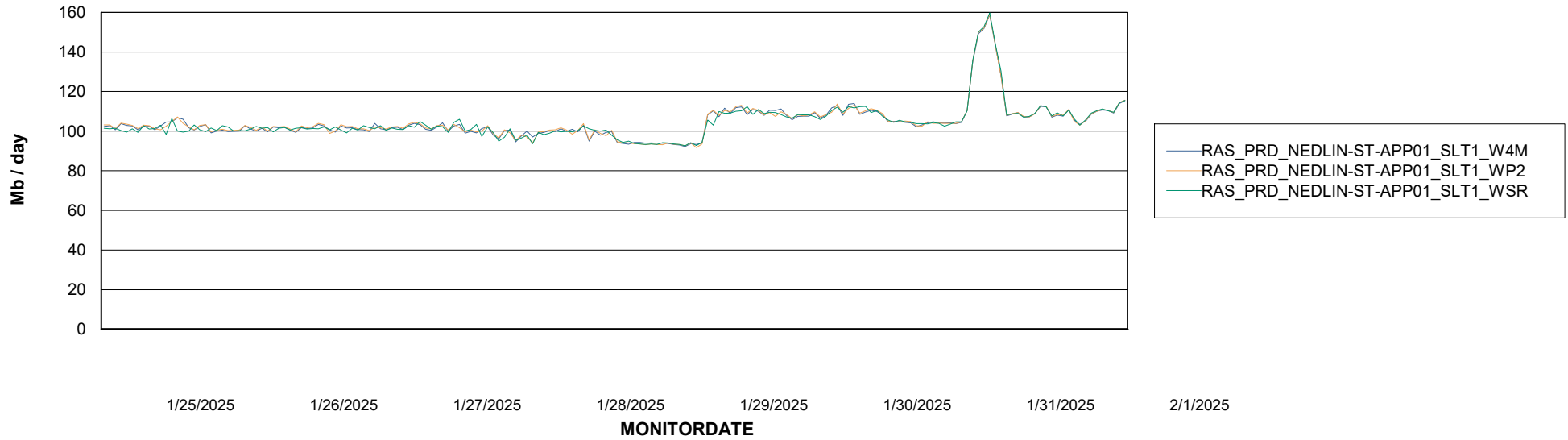
Weekly SLA Customer Report

Customer RAS_Production
Database ID 189



ABSSolute Web Component Services

Avg memory used per ABS Web component



Weekly SLA Customer Report

Customer RAS_Production
Database ID 189



Disaster per ABS component

