

Weekly SLA Customer Report

Customer NOA_Production (24/7)
 Database ID 116



Harddisk Usage NOA_FL_NHSBI

	Free disk space on C: (%)	Total disk space on C: (Gb)	Used disk space on C: (Gb)	Free disk space on D: (%)	Total disk space on D: (Gb)	Used disk space on D: (Gb)	Free disk space on E: (%)	Total disk space on E: (Gb)	Used disk space on E: (Gb)
2/1/2025	62	199	77	41	500	297	97	200	5
1/31/2025	62	199	75	41	500	297	97	200	5
1/30/2025	63	199	74	41	500	297	97	200	5
1/29/2025	63	199	74	41	500	297	97	200	5
1/28/2025	63	199	74	41	500	297	97	200	5
1/27/2025	63	199	74	41	500	297	97	200	5
1/26/2025	63	199	74	41	500	297	97	200	5

Harddisk Usage NOA_PRD_NOVOBI

	Free disk space on C: (%)	Total disk space on C: (Gb)	Used disk space on C: (Gb)	Free disk space on D: (%)	Total disk space on D: (Gb)	Used disk space on D: (Gb)	Free disk space on E: (%)	Total disk space on E: (Gb)	Used disk space on E: (Gb)	Free disk space on H: (%)
2/1/2025	27	97	71	51	500	243	62	300	113	53
1/31/2025	27	97	71	51	500	243	62	300	113	53
1/30/2025	27	97	71	51	500	243	62	300	113	53
1/29/2025	27	97	71	51	500	243	63	300	112	53
1/28/2025	27	97	71	51	500	243	63	300	112	53
1/27/2025	27	97	71	51	500	243	63	300	112	53
1/26/2025	27	97	71	51	500	243	63	300	112	53

Weekly SLA Customer Report

Customer NOA_Production (24/7)
Database ID 116



Harddisk Usage NOA_PRD_NovoABS01

	Free disk space on C: (%)	Total disk space on C: (Gb)	Used disk space on C: (Gb)	Free disk space on F: (%)	Total disk space on F: (Gb)	Used disk space on F: (Gb)	Free disk space on G: (%)	Total disk space on G: (Gb)	Used disk space on G: (Gb)
2/1/2025	47	100	53	17	900	747	79	400	83
1/31/2025	47	100	53	17	900	743	80	400	81
1/30/2025	47	100	53	17	900	743	80	400	78
1/29/2025	47	100	53	17	900	745	84	400	64
1/28/2025	47	100	53	17	900	745	88	400	48
1/27/2025	47	100	53	17	900	747	89	400	45
1/26/2025	47	100	53	18	900	742	89	400	45

Harddisk Usage NOA_PRD_NovoABS03

	Free disk space on C: (%)	Total disk space on C: (Gb)	Used disk space on C: (Gb)	Free disk space on F: (%)	Total disk space on F: (Gb)	Used disk space on F: (Gb)	Free disk space on G: (%)	Total disk space on G: (Gb)	Used disk space on G: (Gb)
2/1/2025	64	279	100	27	838	615	91	559	51
1/31/2025	64	279	99	27	838	615	91	559	49
1/30/2025	64	279	100	27	838	615	92	559	46
1/29/2025	64	279	100	28	838	602	92	559	47
1/28/2025	65	279	98	30	838	583	91	559	48
1/27/2025	65	279	97	30	838	583	92	559	45
1/26/2025	65	279	97	30	838	583	92	559	45

Weekly SLA Customer Report

Customer NOA_Production (24/7)
Database ID 116



Harddisk Usage NOA_PRD_NovoApps01

	Free disk space on C: (%)	Total disk space on C: (Gb)	Used disk space on C: (Gb)
2/1/2025	57	100	43
1/31/2025	57	100	43
1/30/2025	57	100	43
1/29/2025	57	100	43
1/28/2025	57	100	43
1/27/2025	57	100	43
1/26/2025	57	100	43

Harddisk Usage NOA_PRD_NovoApps02

	Free disk space on C: (%)	Total disk space on C: (Gb)	Used disk space on C: (Gb)
2/1/2025	62	100	37
1/31/2025	62	100	37
1/30/2025	62	100	37
1/29/2025	62	100	37
1/28/2025	62	100	37
1/27/2025	63	100	37
1/26/2025	63	100	37

Weekly SLA Customer Report

Customer NOA_Production (24/7)
Database ID 116



Harddisk Usage NOA_PRD_NovoLink

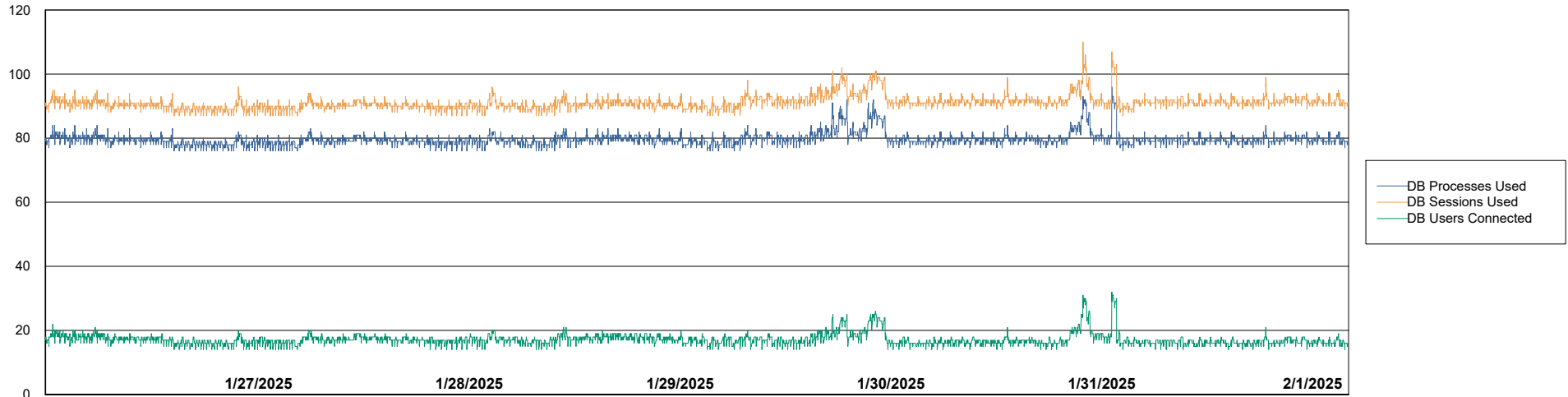
	Free disk space on C: (%)	Total disk space on C: (Gb)	Used disk space on C: (Gb)
2/1/2025	61	100	39
1/31/2025	61	100	39
1/30/2025	61	100	39
1/29/2025	61	100	39
1/28/2025	61	100	39
1/27/2025	61	100	39
1/26/2025	61	100	39

Weekly SLA Customer Report

Customer NOA_Production (24/7)
Database ID 116



Database Performance NOA_FL_NHSBI_ABS1

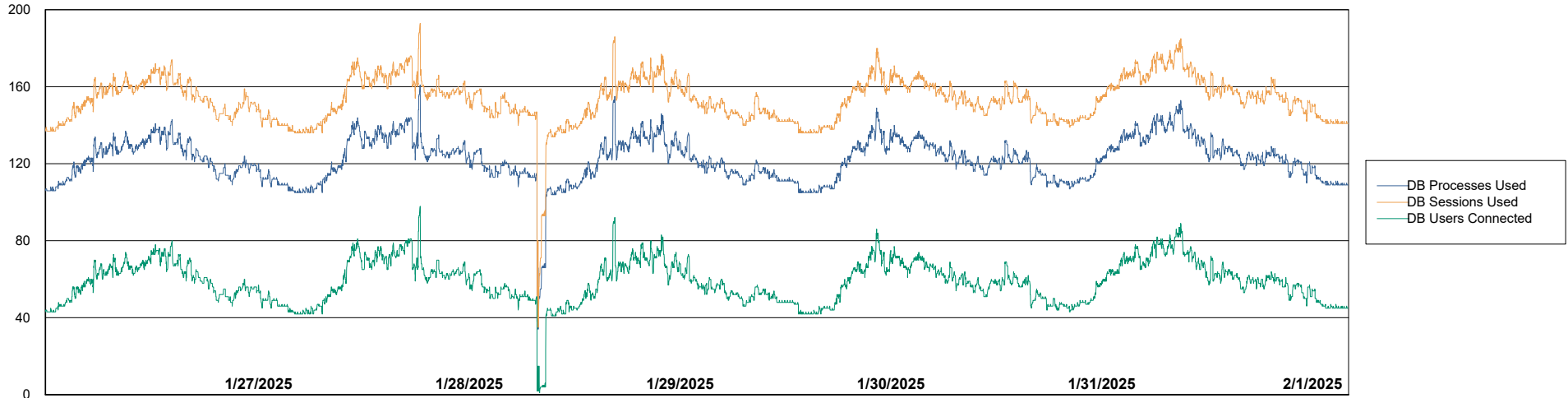


Weekly SLA Customer Report

Customer NOA_Production (24/7)
Database ID 116



Database Performance NOA_PRD_NovoABS01_ABS1



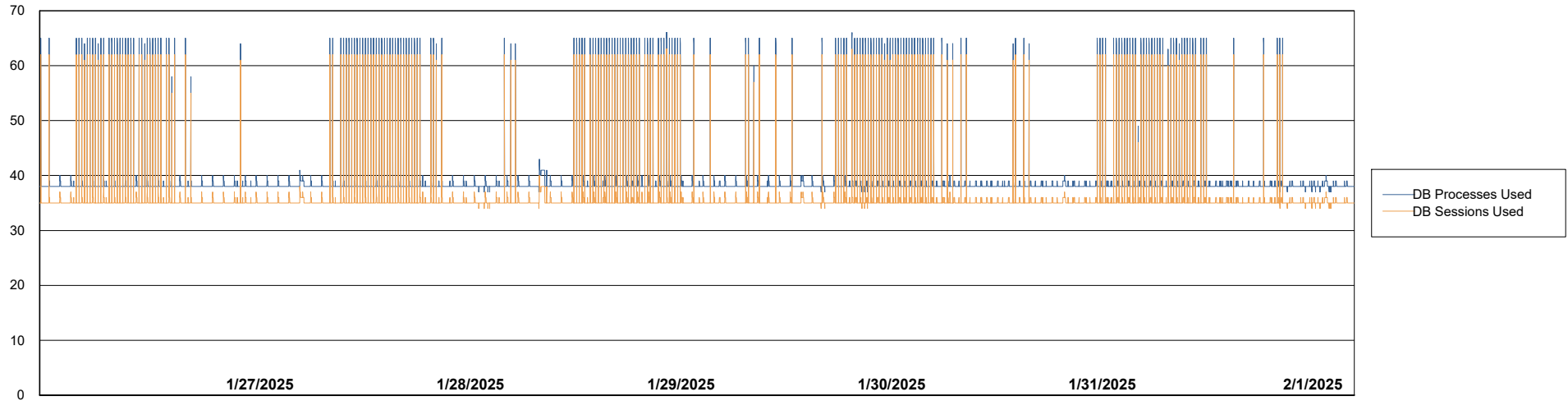
Weekly SLA Customer Report

Customer NOA_Production (24/7)
Database ID 116



Database Performance NOA_PRD_NovoABS03_HSBABS1

DB Processes Max 300

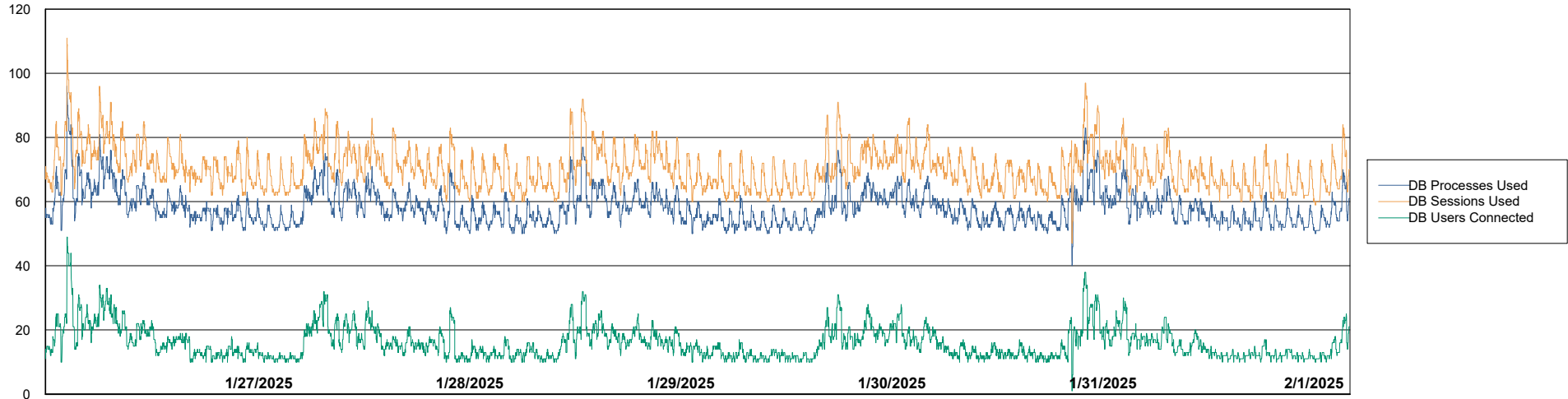


Weekly SLA Customer Report

Customer NOA_Production (24/7)
Database ID 116



Database Performance NOA_PRD_NOVOBI_ABS1



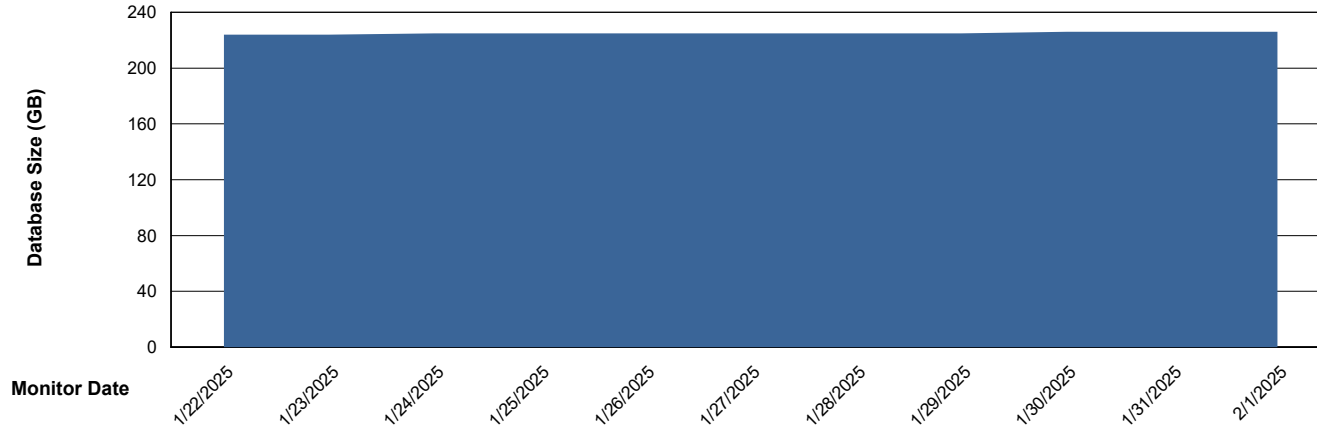
Weekly SLA Customer Report

Customer NOA_Production (24/7)
Database ID 116



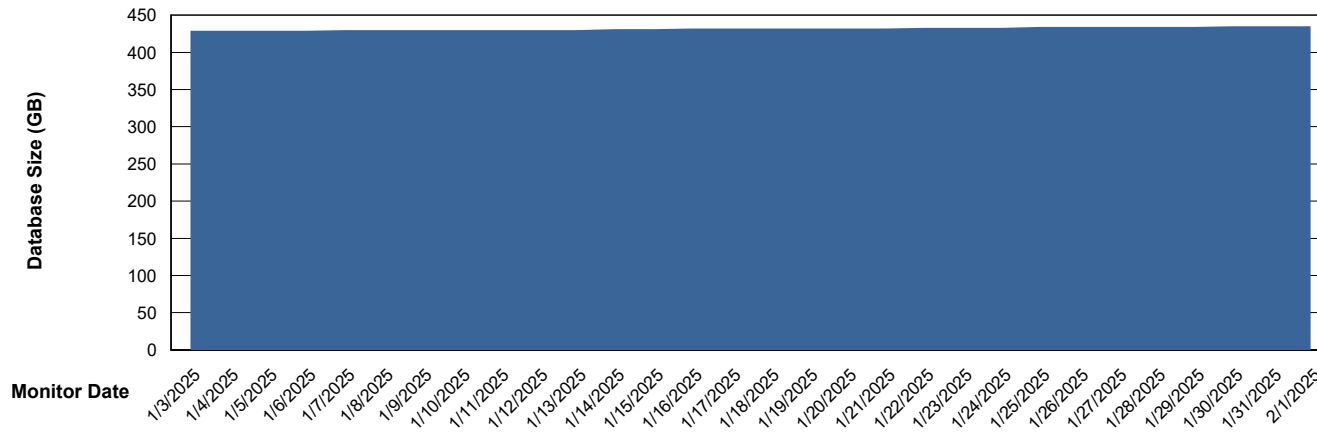
DATABASE SIZE NOA_FL_NHSBI_ABS1

Database growth over last month



DATABASE SIZE NOA_PRD_NovoABS01_ABS1

Database growth over last month



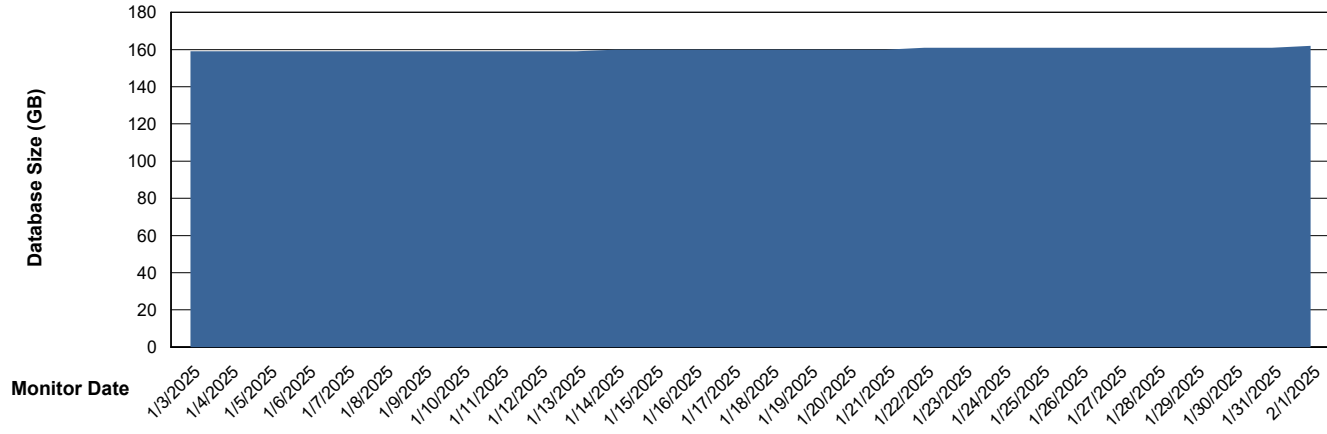
Weekly SLA Customer Report

Customer NOA_Production (24/7)
Database ID 116



DATABASE SIZE NOA_PRD_NOVOBI_ABS1

Database growth over last month



Weekly SLA Customer Report

Customer NOA_Production (24/7)
 Database ID 116



Database Tablespace NOA_FL_NHSBI_ABS1

Date	Tablespace Name	Filesize (Gb)	Usedsize (Gb)	Percentage free
2/1/2025	ABSDATA	138	114	17
	INDX	129	106	18
1/31/2025	ABSDATA	138	114	17
	INDX	129	106	18
1/30/2025	ABSDATA	138	114	17
	INDX	129	106	18
1/29/2025	ABSDATA	138	114	18
	INDX	129	105	18
1/28/2025	ABSDATA	138	114	18
	INDX	129	105	18
1/27/2025	ABSDATA	138	113	18
	INDX	129	105	18
1/26/2025	ABSDATA	138	113	18
	INDX	129	105	19

Weekly SLA Customer Report

Customer NOA_Production (24/7)
 Database ID 116



Database Tablespace NOA_PRD_NovoABS01_ABS1

Date	Tablespace Name	Filesize (Gb)	Usedsize (Gb)	Percentage free
2/1/2025	ABSDATA	195	159	19
	INDX	319	264	17
1/31/2025	ABSDATA	195	159	19
	INDX	319	264	17
1/30/2025	ABSDATA	195	158	19
	INDX	319	263	17
1/29/2025	ABSDATA	195	158	19
	INDX	319	263	17
1/28/2025	ABSDATA	195	158	19
	INDX	319	263	17
1/27/2025	ABSDATA	195	158	19
	INDX	319	263	18
1/26/2025	ABSDATA	195	158	19
	INDX	319	263	18

Weekly SLA Customer Report

Customer NOA_Production (24/7)
 Database ID 116



Database Tablespace NOA_PRD_NOVOBI_ABS1

Date	Tablespace Name	Filesize (Gb)	Usedsize (Gb)	Percentage free
2/1/2025	ABSDATA	79	66	16
	INDX	108	91	16
1/31/2025	ABSDATA	79	66	16
	INDX	108	91	16
1/30/2025	ABSDATA	79	66	16
	INDX	108	91	16
1/29/2025	ABSDATA	79	66	16
	INDX	108	91	16
1/28/2025	ABSDATA	79	66	16
	INDX	108	91	16
1/27/2025	ABSDATA	79	66	16
	INDX	108	91	16
1/26/2025	ABSDATA	79	66	16
	INDX	108	91	16

BI Status and last ETL error for NOA_PRD_NOVOBI_ABS1

	Mon 27/1/2025	Tue 28/1/2025	Wed 29/1/2025	Thu 30/1/2025	Fri 31/1/2025	Sat 1/2/2025
ABS DataWarehouse ETL Health	OK	OK	OK	OK	OK	OK
ABS DWHStaging ETL Health	OK	OK	OK	OK	OK	OK

Weekly SLA Customer Report

Customer NOA_Production (24/7)
Database ID 116



BI last ETL error for NOA_FL_NHSBI_ABS1

Thu, 30-01-2025	None
Sat, 1-02-2025	ORA-30926: unable to get a stable set of rows in the source tables
Sat, 1-02-2025	None
Fri, 31-01-2025	None

BI last ETL error for NOA_PRD_NOVOBI_ABS1

Sat, 1-02-2025	None
Tue, 28-01-2025	None
Wed, 29-01-2025	None
Mon, 27-01-2025	None
Tue, 28-01-2025	None
Thu, 30-01-2025	None
Wed, 29-01-2025	None
Sun, 26-01-2025	None
Fri, 31-01-2025	None
Sat, 1-02-2025	None
Sun, 26-01-2025	None
Mon, 27-01-2025	None
Thu, 30-01-2025	None
Fri, 31-01-2025	None

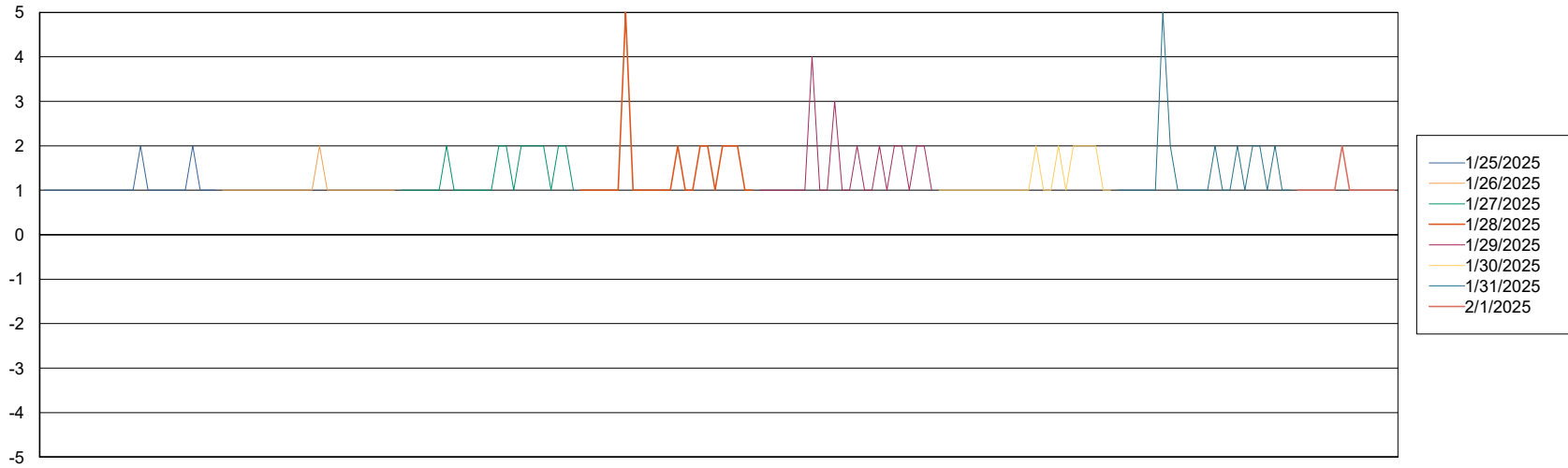
Weekly SLA Customer Report

Customer NOA_Production (24/7)
Database ID 116



Standby Database Health NOA_Production (24/7)

Recovery lag for last 7 days



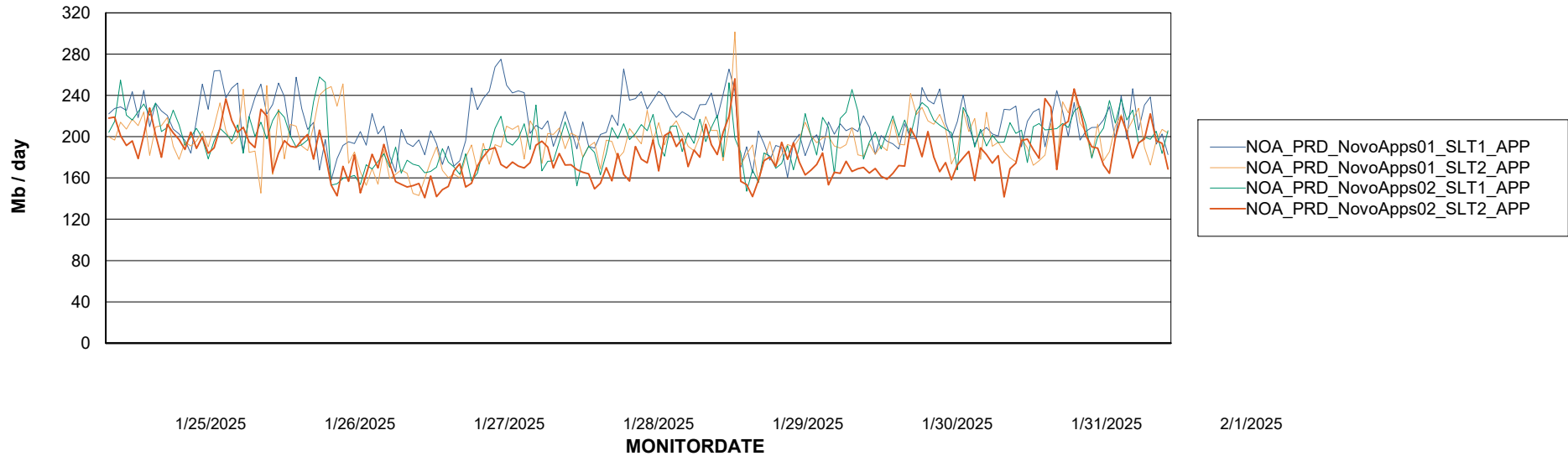
Weekly SLA Customer Report

Customer NOA_Production (24/7)
Database ID 116

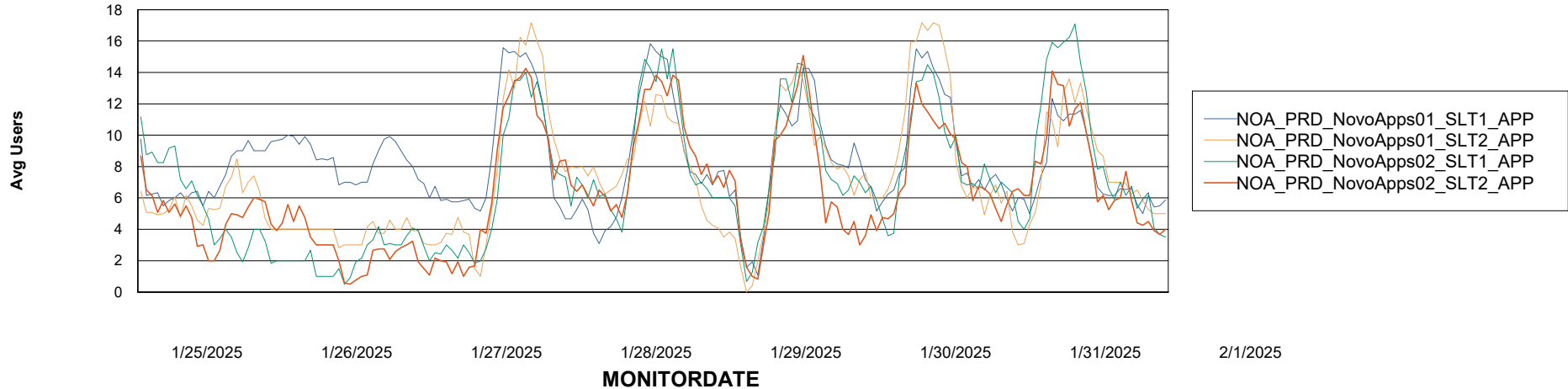


ABSSolute Application Server Services

Avg memory used per ABS Server Service



Avg users per day per ABS server



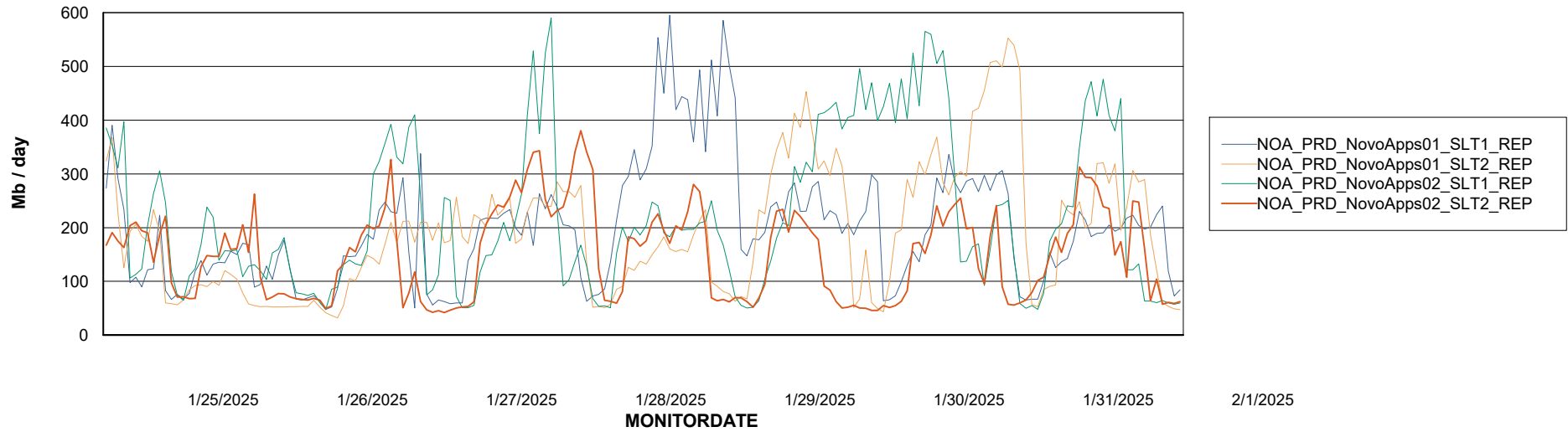
Weekly SLA Customer Report

Customer NOA_Production (24/7)
Database ID 116



ABSSolute Application ReportServer Services

Avg memory used per ReportServer Service



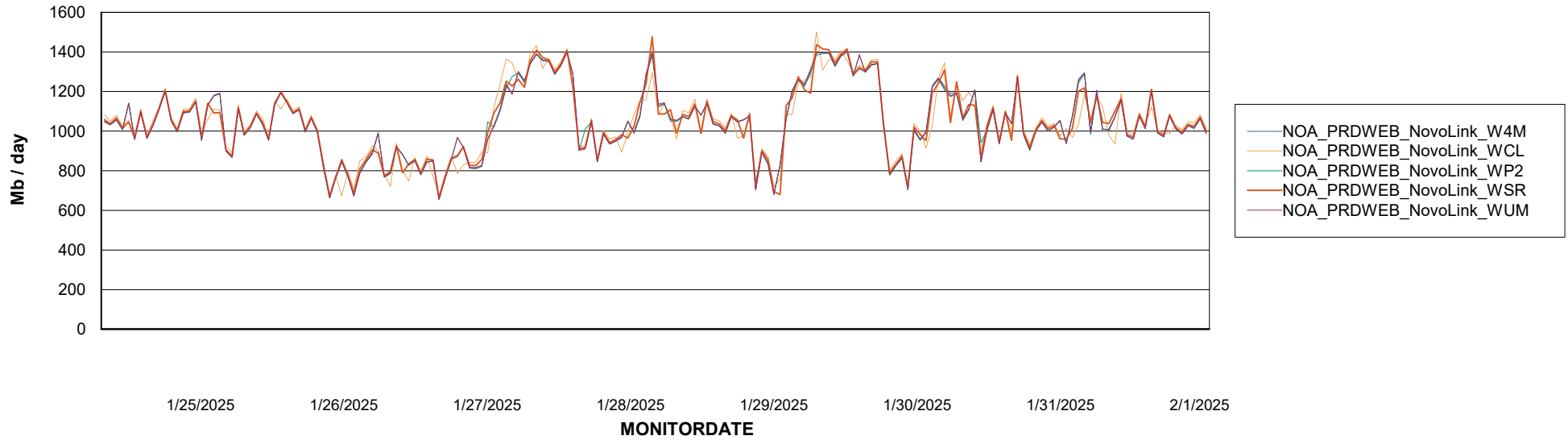
Weekly SLA Customer Report

Customer NOA_Production (24/7)
Database ID 116



ABSolute Web Component Services

Avg memory used per ABS Web component



Weekly SLA Customer Report

Customer NOA_Production (24/7)
Database ID 116



Disaster per ABS component

