

Weekly SLA Customer Report

Customer LLG_Production
 Database ID 148



Harddisk Usage LLG_ABSAPPS01

	Free disk space on C: (%)	Total disk space on C: (Gb)	Used disk space on C: (Gb)	Free disk space on D: (%)	Total disk space on D: (Gb)	Used disk space on D: (Gb)
2/1/2025	88	500	59	98	393	9
1/31/2025	88	500	59	98	393	9
1/30/2025	88	500	59	98	393	9
1/29/2025	88	500	59	98	393	9
1/28/2025	88	500	59	98	393	9
1/27/2025	88	500	59	98	393	9
1/26/2025	88	500	59	98	393	9

Harddisk Usage LLG_ABSApps02

	Free disk space on C: (%)	Total disk space on C: (Gb)	Used disk space on C: (Gb)	Free disk space on D: (%)	Total disk space on D: (Gb)	Used disk space on D: (Gb)
2/1/2025	91	500	44	96	393	15
1/31/2025	91	500	44	96	393	15
1/30/2025	91	500	44	96	393	15
1/29/2025	91	500	44	96	393	15
1/28/2025	91	500	44	96	393	15
1/27/2025	91	500	46	96	393	15
1/26/2025	91	500	44	96	393	15

Weekly SLA Customer Report

Customer LLG_Production
Database ID 148



Harddisk Usage LLG_ABSBI01

	Free disk space on C: (%)	Total disk space on C: (Gb)	Used disk space on C: (Gb)	Free disk space on D: (%)	Total disk space on D: (Gb)	Used disk space on D: (Gb)
2/1/2025	83	446	77	90	2,681	257
1/31/2025	83	446	77	90	2,681	257
1/30/2025	83	446	77	90	2,681	257
1/29/2025	83	446	76	90	2,681	257
1/28/2025	83	446	76	90	2,681	257
1/27/2025	83	446	76	90	2,681	257
1/26/2025	83	446	77	90	2,681	257

Harddisk Usage LLG_ABSDB01

	Free disk space on C: (%)	Total disk space on C: (Gb)	Used disk space on C: (Gb)	Free disk space on D: (%)	Total disk space on D: (Gb)	Used disk space on D: (Gb)	Free disk space on E: (%)	Total disk space on E: (Gb)	Used disk space on E: (Gb)
2/1/2025	88	446	54	71	1,605	464	68	1,077	348
1/31/2025	88	446	54	71	1,605	464	68	1,077	346
1/30/2025	88	446	54	71	1,605	464	68	1,077	347
1/29/2025	88	446	53	71	1,605	464	68	1,077	347
1/28/2025	88	446	53	71	1,605	464	68	1,077	346
1/27/2025	88	446	53	71	1,605	464	68	1,077	350
1/26/2025	88	446	53	71	1,605	464	66	1,077	361

Weekly SLA Customer Report

Customer LLG_Production
Database ID 148



Harddisk Usage LLG_ABSDB02

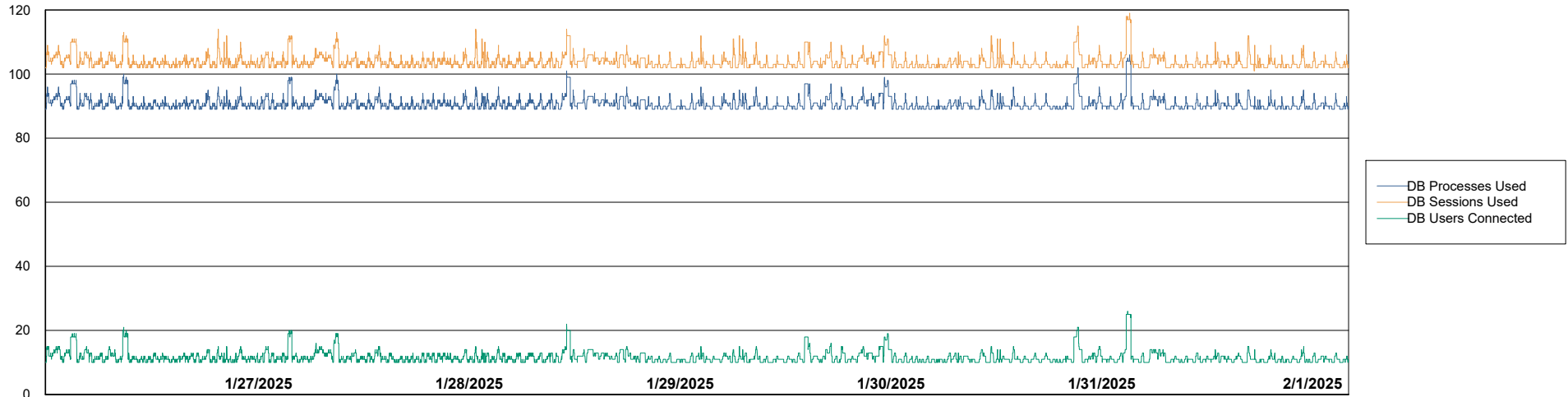
	Free disk space on C: (%)	Total disk space on C: (Gb)	Used disk space on C: (Gb)	Free disk space on D: (%)	Total disk space on D: (Gb)	Used disk space on D: (Gb)	Free disk space on E: (%)	Total disk space on E: (Gb)	Used disk space on E: (Gb)
2/1/2025	17	446	372	63	1,605	595	99	1,077	8
1/31/2025	17	446	372	63	1,605	595	98	1,077	18
1/30/2025	17	446	372	63	1,605	595	83	1,077	185
1/29/2025	17	446	372	63	1,605	595	83	1,077	183
1/28/2025	17	446	372	63	1,605	595	83	1,077	181
1/27/2025	17	446	369	63	1,605	595	83	1,077	182
1/26/2025	19	446	360	63	1,605	595	98	1,077	26

Weekly SLA Customer Report

Customer LLG_Production
Database ID 148



Database Performance LLG_ABSBI01_BI_PROD_ABS1



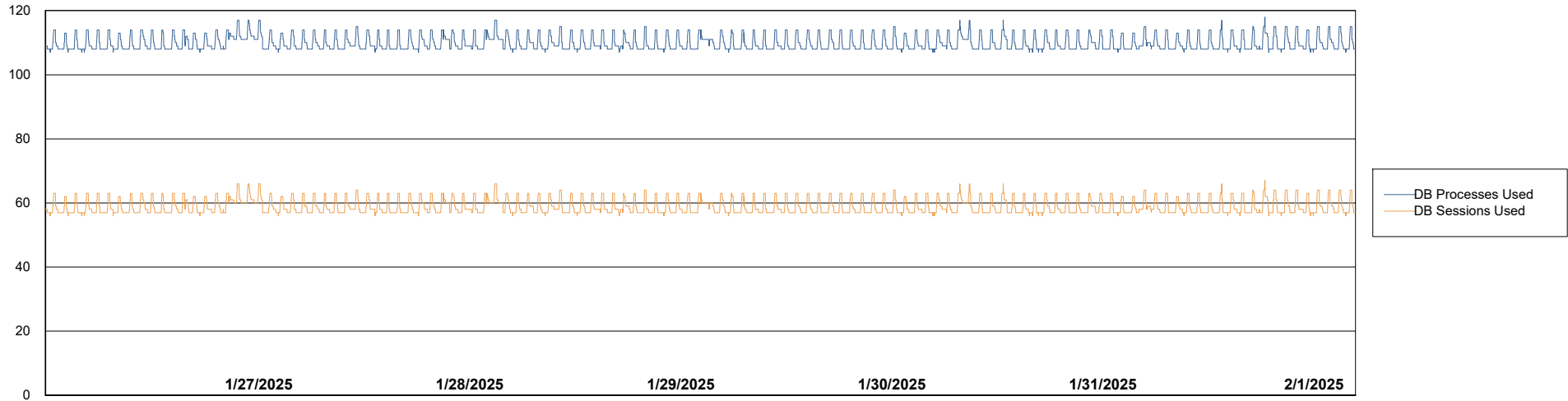
Weekly SLA Customer Report

Customer LLG_Production
Database ID 148



Database Performance LLG_ABSDB02_PROD_HSBABS1

DB Processes Max 4
DB Processes Max 0
DB Processes Max 300

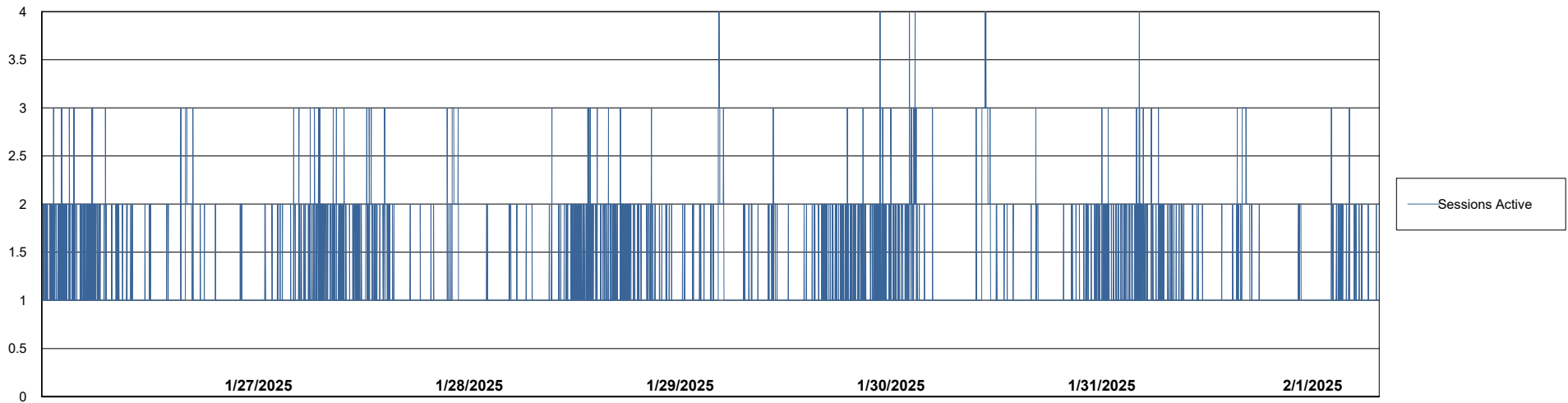
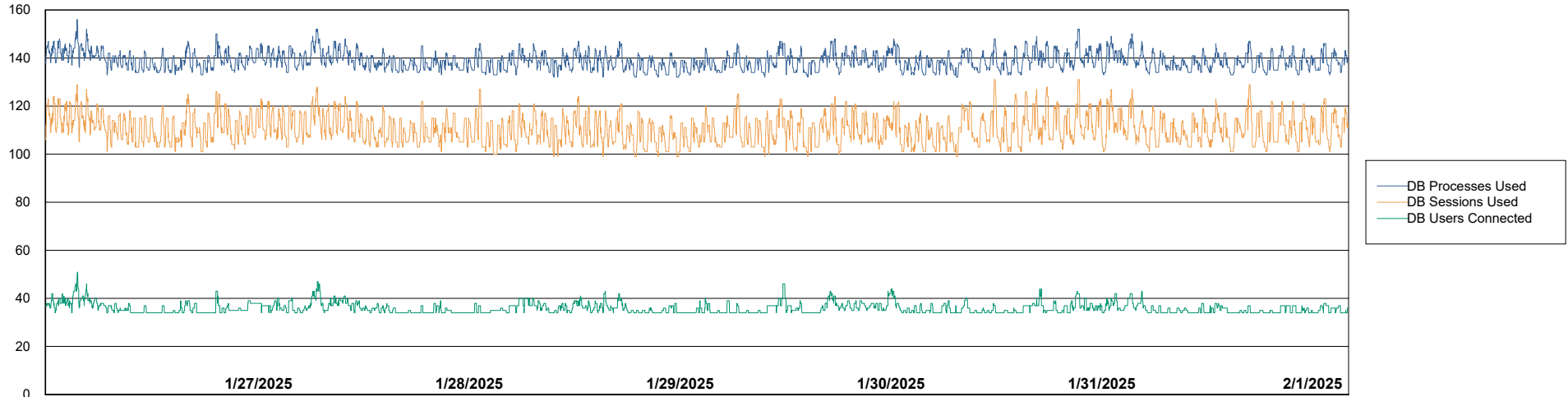


Weekly SLA Customer Report

Customer LLG_Production
Database ID 148



Database Performance LLG_ABSDB1_PROD_ABS1



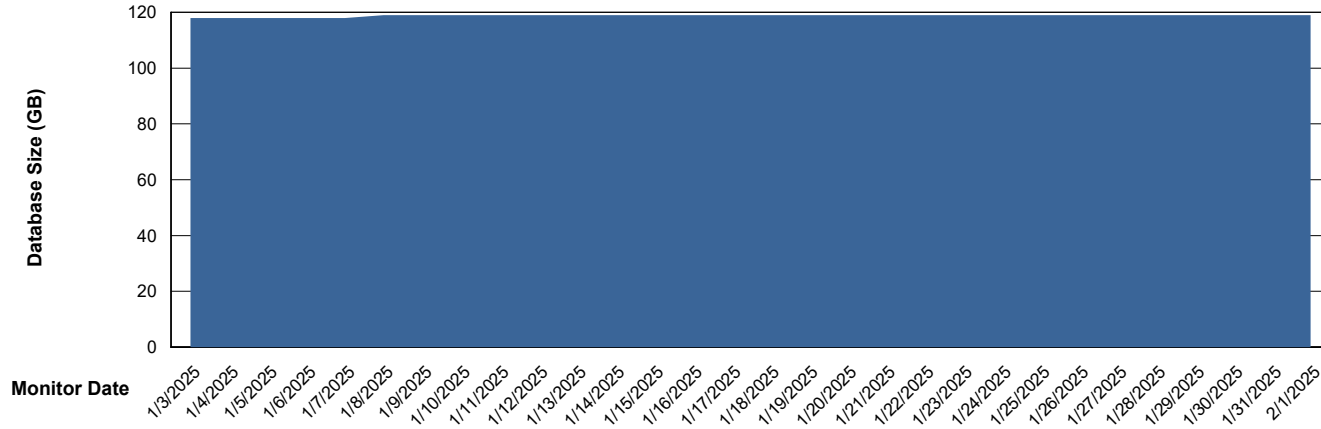
Weekly SLA Customer Report

Customer LLG_Production
Database ID 148



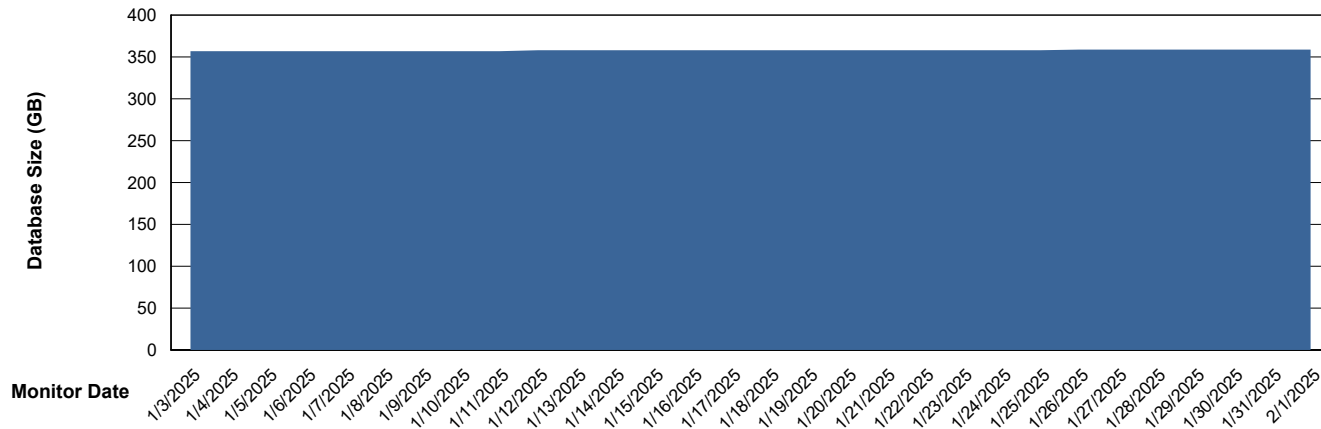
DATABASE SIZE LLG_ABSBI01_BI_PROD_ABS1

Database growth over last month



DATABASE SIZE LLG_ABSDB1_PROD_ABS1

Database growth over last month



Weekly SLA Customer Report

Customer LLG_Production
 Database ID 148



Database Tablespace LLG_ABSBI01_BI_PROD_ABS1

Date	Tablespace Name	Filesize (Gb)	Usedsize (Gb)	Percentage free
2/1/2025	ABSDATA	64	49	24
	INDX	76	62	18
1/31/2025	ABSDATA	64	49	24
	INDX	76	62	18
1/30/2025	ABSDATA	64	49	24
	INDX	76	62	18
1/29/2025	ABSDATA	64	49	24
	INDX	76	62	18
1/28/2025	ABSDATA	64	49	24
	INDX	76	62	18
1/27/2025	ABSDATA	64	49	24
	INDX	76	62	18
1/26/2025	ABSDATA	64	49	24
	INDX	76	62	18

Weekly SLA Customer Report

Customer LLG_Production
 Database ID 148



Database Tablespace LLG_ABSDB1_PROD_ABS1

Date	Tablespace Name	Filesize (Gb)	Usedsize (Gb)	Percentage free
2/1/2025	ABSDATA	178	147	17
	INDX	235	197	16
1/31/2025	ABSDATA	178	147	17
	INDX	235	197	16
1/30/2025	ABSDATA	178	147	17
	INDX	235	197	16
1/29/2025	ABSDATA	178	147	17
	INDX	235	197	16
1/28/2025	ABSDATA	178	147	17
	INDX	235	197	16
1/27/2025	ABSDATA	178	147	17
	INDX	235	197	16
1/26/2025	ABSDATA	178	147	17
	INDX	235	197	16

BI Status and last ETL error for LLG_ABSBI01_BI_PROD_ABS1

	Mon 27/1/2025	Tue 28/1/2025	Wed 29/1/2025	Thu 30/1/2025	Fri 31/1/2025	Sat 1/2/2025
ABS DataWarehouse ETL Health	OK	OK	OK	OK	OK	OK
ABS DWHStaging ETL Health	OK	OK	OK	OK	OK	OK

Weekly SLA Customer Report

Customer LLG_Production
Database ID 148



BI last ETL error for	LLG_ABSBI01_BI_PROD_ABS1
-----------------------	--------------------------

Fri, 31-01-2025	None
Sat, 1-02-2025	None
Thu, 30-01-2025	None
Sat, 1-02-2025	None
Sun, 26-01-2025	None
Mon, 27-01-2025	None
Wed, 29-01-2025	None
Tue, 28-01-2025	None
Wed, 29-01-2025	None
Tue, 28-01-2025	None
Thu, 30-01-2025	None
Fri, 31-01-2025	None
Sun, 26-01-2025	None
Mon, 27-01-2025	None

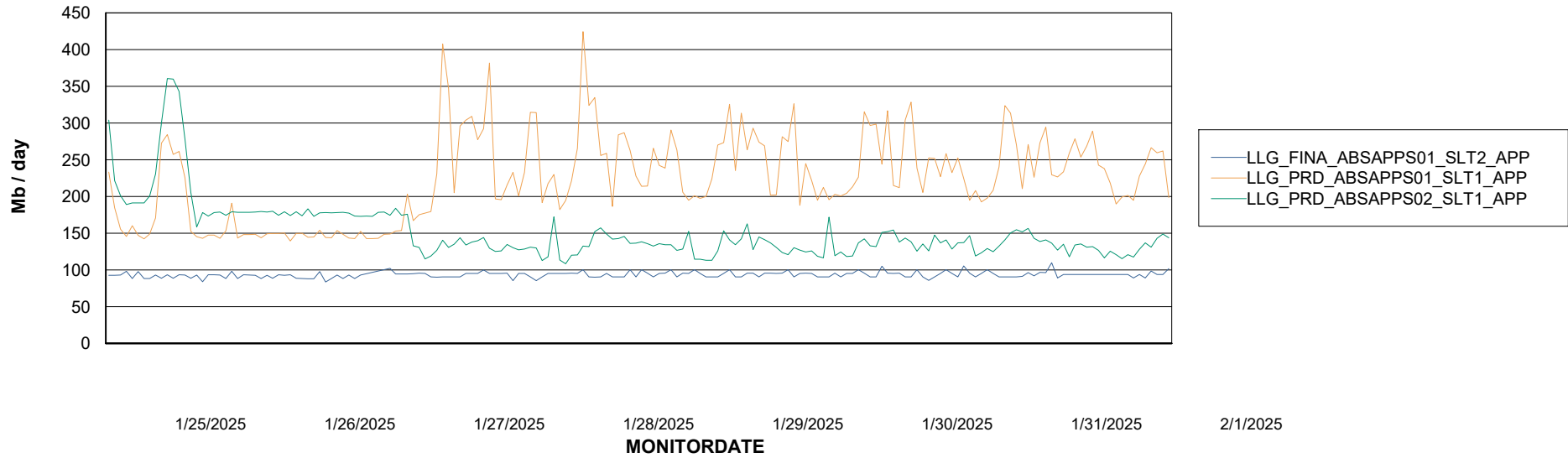
Weekly SLA Customer Report

Customer LLG_Production
Database ID 148

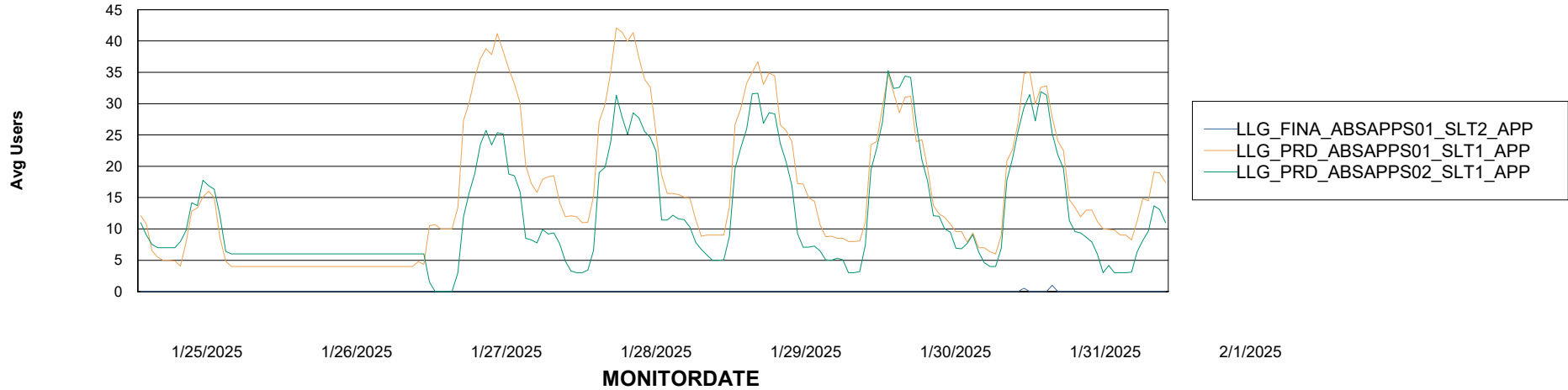


ABSSolute Application Server Services

Avg memory used per ABS Server Service



Avg users per day per ABS server



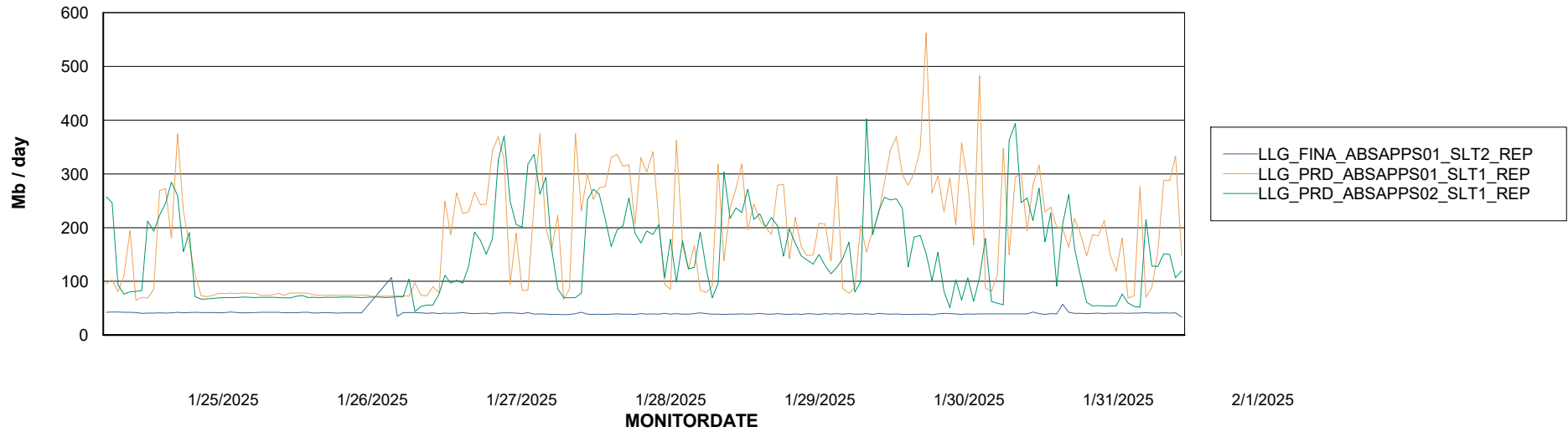
Weekly SLA Customer Report

Customer LLG_Production
Database ID 148



ABSSolute Application ReportServer Services

Avg memory used per ReportServer Service



Disaster per ABS component

