

Weekly SLA Customer Report

Customer SPI_Production
 Database ID 49



Harddisk Usage SPI_PRD_SRV2016-SW1

	Free disk space on C: (%)	Total disk space on C: (Gb)	Used disk space on C: (Gb)	Free disk space on D: (%)	Total disk space on D: (Gb)	Used disk space on D: (Gb)
1/25/2025	38	79	49	55	100	45
1/24/2025	38	79	49	55	100	45
1/23/2025	38	79	49	55	100	45
1/22/2025	38	79	49	55	100	45
1/21/2025	38	79	49	55	100	45
1/20/2025	38	79	49	55	100	45
1/19/2025	38	79	49	55	100	45

Harddisk Usage SPI_PRD_SRV2016-SW2

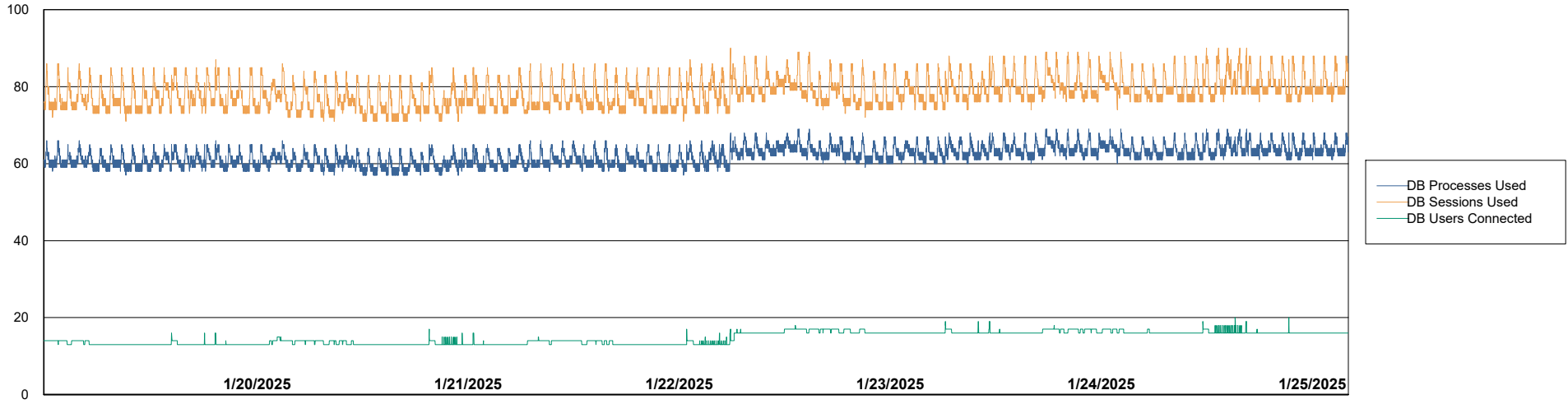
	Free disk space on C: (%)	Total disk space on C: (Gb)	Used disk space on C: (Gb)	Free disk space on D: (%)	Total disk space on D: (Gb)	Used disk space on D: (Gb)
1/25/2025	36	79	51	59	150	62
1/24/2025	36	79	51	59	150	62
1/23/2025	36	79	51	59	150	62
1/22/2025	36	79	51	59	150	62
1/21/2025	36	79	51	59	150	62
1/20/2025	36	79	51	59	150	62
1/19/2025	36	79	51	59	150	62

Weekly SLA Customer Report

Customer SPI_Production
Database ID 49



Database Performance SPI_PRD_SRV2016-SW1_ABS1



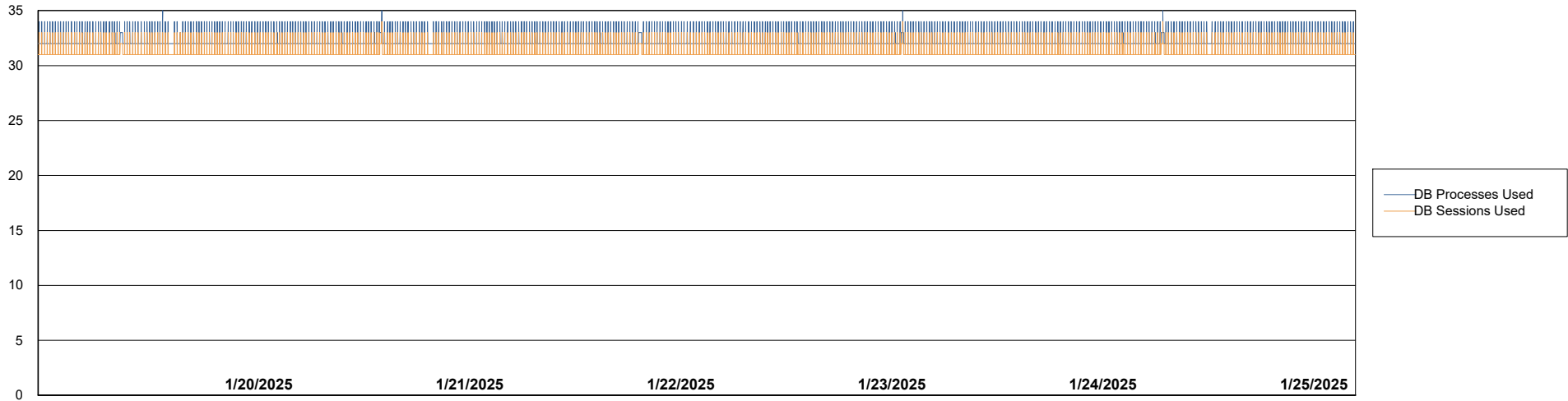
Weekly SLA Customer Report

Customer SPI_Production
Database ID 49



Database Performance SPI_PRD_SRV2016-SW2_HSBABS1

DB Processes Max 500



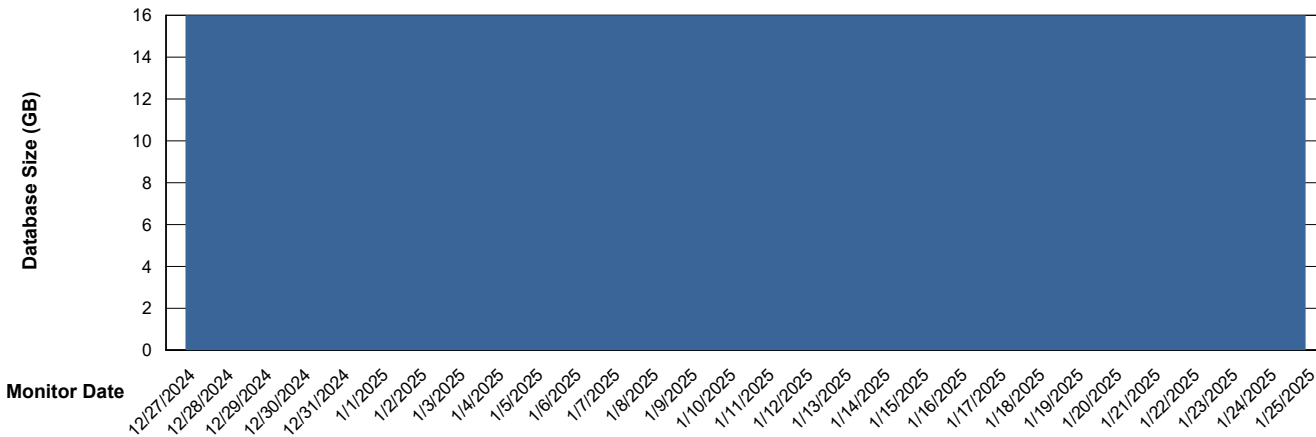
Weekly SLA Customer Report

Customer SPI_Production
 Database ID 49



DATABASE SIZE SPI_PRD_SRV2016-SW1_ABS1

Database growth over last month



Database Tablespace SPI_PRD_SRV2016-SW1_ABS1

Date	Tablespace Name	Filesize (Gb)	Usedsize (Gb)	Percentage free
1/25/2025	ABSDATA	5	3	39
	INDX	8	5	34
1/24/2025	ABSDATA	5	3	39
	INDX	8	5	34
1/23/2025	ABSDATA	5	3	39
	INDX	8	5	34
1/22/2025	ABSDATA	5	3	39
	INDX	8	5	34
1/21/2025	ABSDATA	5	3	39
	INDX	8	5	34
1/20/2025	ABSDATA	5	3	39
	INDX	8	5	34
1/19/2025	ABSDATA	5	3	39
	INDX	8	5	34

