

Weekly SLA Customer Report

Customer LLG_Production
 Database ID 148



Harddisk Usage LLG_ABSAPPS01

	Free disk space on C: (%)	Total disk space on C: (Gb)	Used disk space on C: (Gb)	Free disk space on D: (%)	Total disk space on D: (Gb)	Used disk space on D: (Gb)
1/25/2025	88	500	59	98	393	9
1/24/2025	88	500	59	98	393	9
1/23/2025	88	500	59	98	393	9
1/22/2025	88	500	59	98	393	9
1/21/2025	88	500	59	98	393	9
1/20/2025	88	500	62	98	393	9
1/19/2025	87	500	63	98	393	9

Harddisk Usage LLG_ABSApps02

	Free disk space on C: (%)	Total disk space on C: (Gb)	Used disk space on C: (Gb)	Free disk space on D: (%)	Total disk space on D: (Gb)	Used disk space on D: (Gb)
1/25/2025	91	500	44	96	393	15
1/24/2025	91	500	44	96	393	15
1/23/2025	91	500	44	96	393	15
1/22/2025	91	500	44	96	393	15
1/21/2025	91	500	44	96	393	15
1/20/2025	91	500	44	96	393	15
1/19/2025	91	500	44	96	393	15

Weekly SLA Customer Report

Customer LLG_Production
Database ID 148



Harddisk Usage LLG_ABSBI01

	Free disk space on C: (%)	Total disk space on C: (Gb)	Used disk space on C: (Gb)	Free disk space on D: (%)	Total disk space on D: (Gb)	Used disk space on D: (Gb)
1/25/2025	83	446	76	90	2,681	257
1/24/2025	83	446	76	90	2,681	257
1/23/2025	83	446	75	90	2,681	257
1/22/2025	83	446	74	90	2,681	257
1/21/2025	83	446	74	90	2,681	257
1/20/2025	83	446	76	90	2,681	257
1/19/2025	83	446	77	90	2,681	257

Harddisk Usage LLG_ABSDB01

	Free disk space on C: (%)	Total disk space on C: (Gb)	Used disk space on C: (Gb)	Free disk space on D: (%)	Total disk space on D: (Gb)	Used disk space on D: (Gb)	Free disk space on E: (%)	Total disk space on E: (Gb)	Used disk space on E: (Gb)
1/25/2025	88	446	54	71	1,605	464	68	1,077	346
1/24/2025	88	446	54	71	1,605	464	68	1,077	344
1/23/2025	88	446	54	71	1,605	464	68	1,077	344
1/22/2025	88	446	53	71	1,605	464	68	1,077	343
1/21/2025	88	446	54	71	1,605	464	68	1,077	344
1/20/2025	88	446	55	71	1,605	464	68	1,077	348
1/19/2025	88	446	56	71	1,605	464	67	1,077	359

Weekly SLA Customer Report

Customer LLG_Production
Database ID 148



Harddisk Usage LLG_ABSDB02

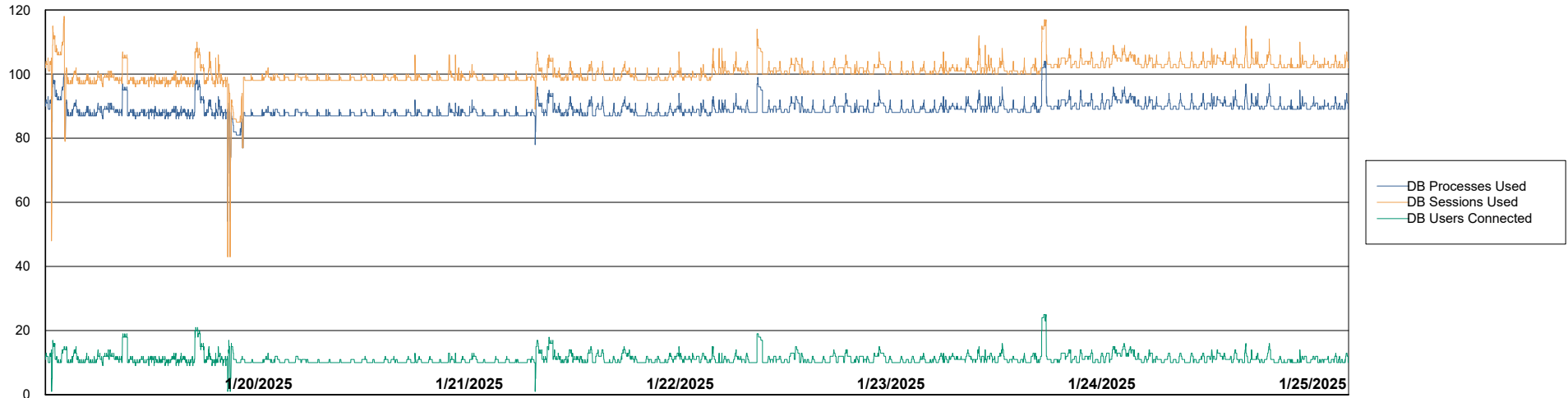
	Free disk space on C: (%)	Total disk space on C: (Gb)	Used disk space on C: (Gb)	Free disk space on D: (%)	Total disk space on D: (Gb)	Used disk space on D: (Gb)	Free disk space on E: (%)	Total disk space on E: (Gb)	Used disk space on E: (Gb)
1/25/2025	19	446	360	63	1,605	595	97	1,077	32
1/24/2025	19	446	360	63	1,605	595	83	1,077	186
1/23/2025	19	446	360	63	1,605	595	83	1,077	184
1/22/2025	19	446	360	63	1,605	595	83	1,077	182
1/21/2025	19	446	360	63	1,605	595	83	1,077	180
1/20/2025	20	446	355	63	1,605	595	83	1,077	182
1/19/2025	22	446	348	63	1,605	595	98	1,077	26

Weekly SLA Customer Report

Customer LLG_Production
Database ID 148



Database Performance LLG_ABSBI01_BI_PROD_ABS1



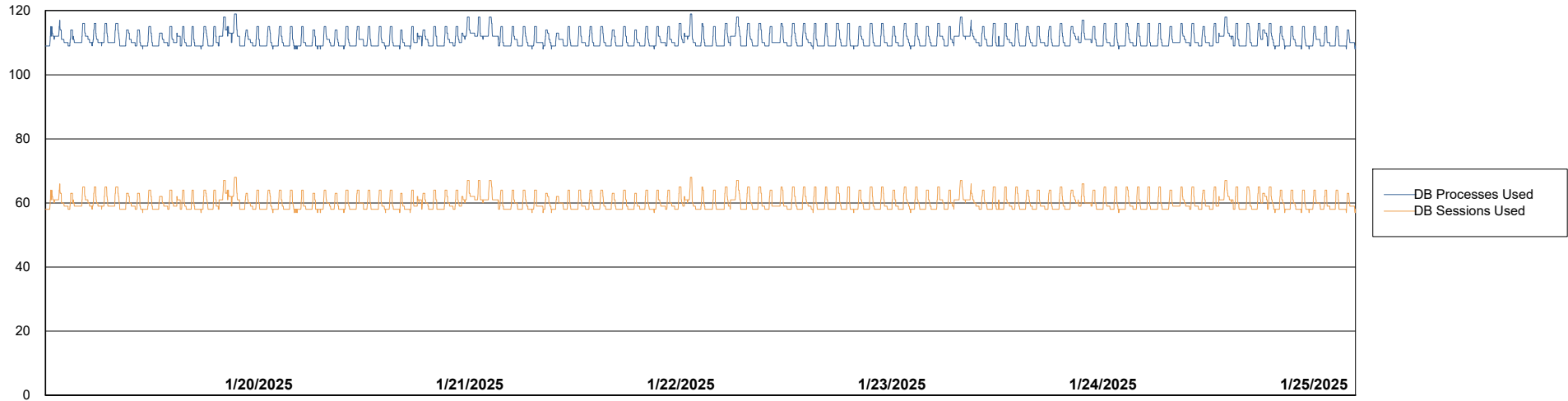
Weekly SLA Customer Report

Customer LLG_Production
Database ID 148



Database Performance LLG_ABSDB02_PROD_HSBABS1

DB Processes Max 4
DB Processes Max 300
DB Processes Max 0

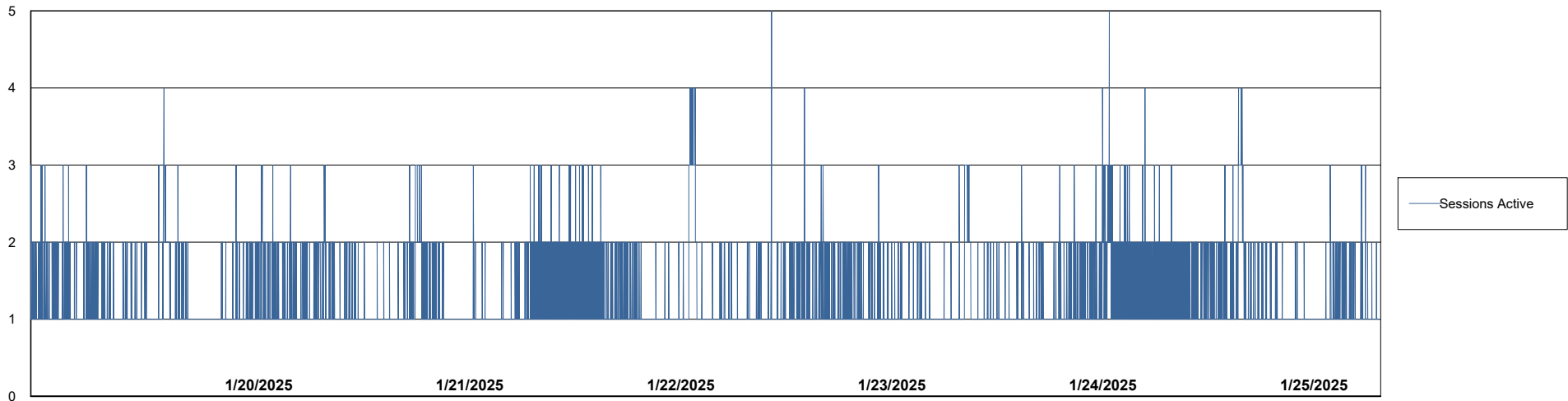
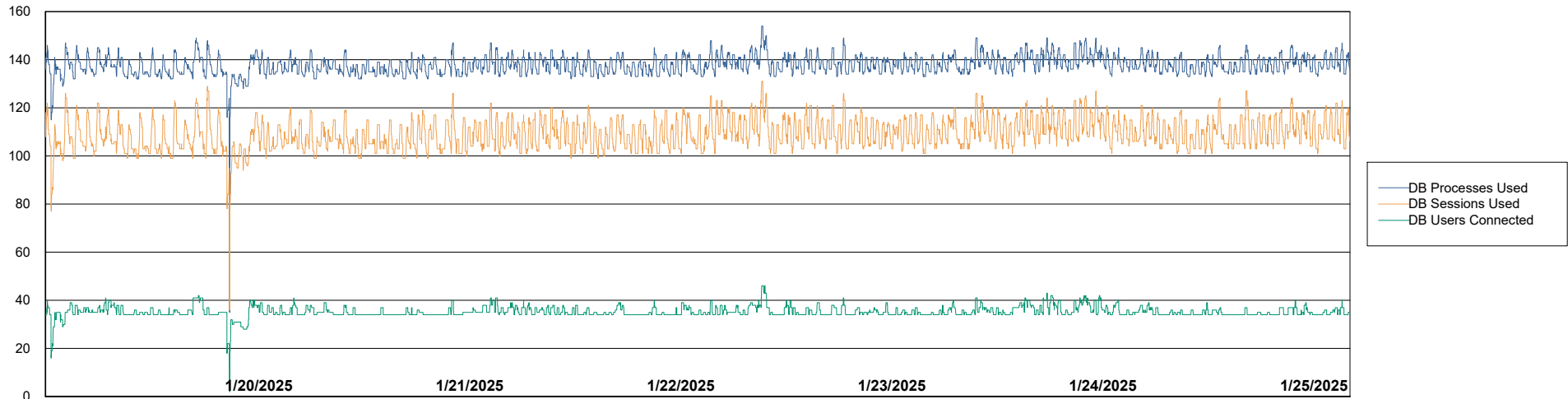


Weekly SLA Customer Report

Customer LLG_Production
Database ID 148



Database Performance LLG_ABSDB1_PROD_ABS1



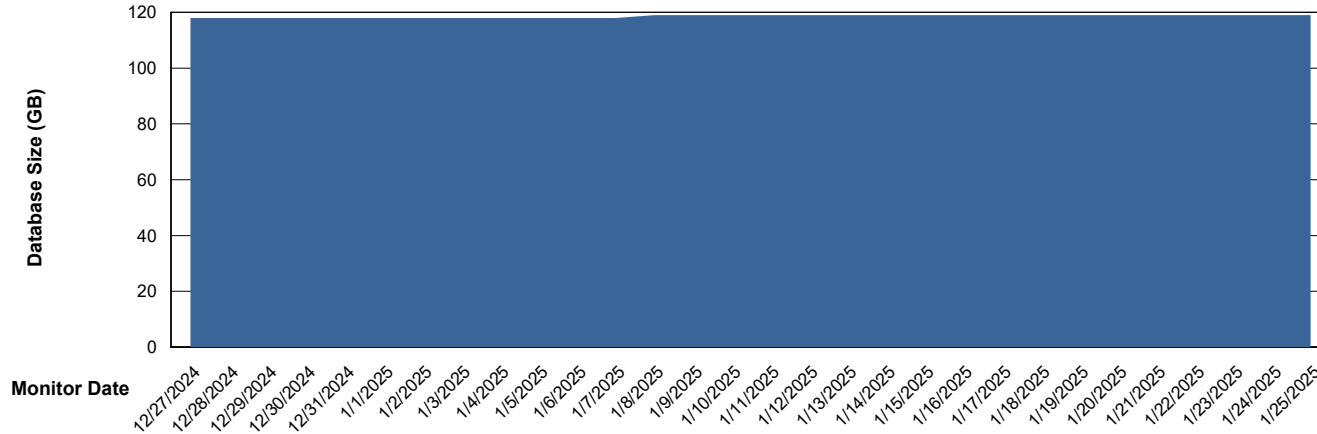
Weekly SLA Customer Report

Customer LLG_Production
Database ID 148



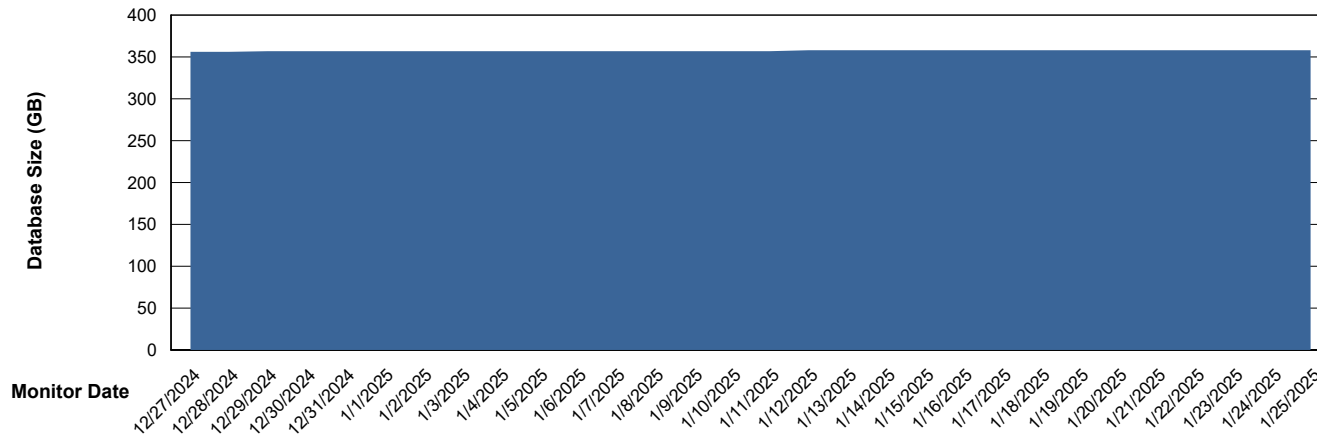
DATABASE SIZE LLG_ABSBI01_BI_PROD_ABS1

Database growth over last month



DATABASE SIZE LLG_ABSDB1_PROD_ABS1

Database growth over last month



Weekly SLA Customer Report

Customer LLG_Production
 Database ID 148



Database Tablespace LLG_ABSBI01_BI_PROD_ABS1

Date	Tablespace Name	Filesize (Gb)	Usedsize (Gb)	Percentage free
1/25/2025	ABSDATA	64	49	24
	INDX	76	62	18
1/24/2025	ABSDATA	64	49	24
	INDX	76	62	18
1/23/2025	ABSDATA	64	49	24
	INDX	76	62	19
1/22/2025	ABSDATA	64	49	24
	INDX	76	62	19
1/21/2025	ABSDATA	64	49	24
	INDX	76	62	19
1/20/2025	ABSDATA	64	49	24
	INDX	76	62	19
1/19/2025	ABSDATA	64	49	24
	INDX	76	62	19

Weekly SLA Customer Report

Customer LLG_Production
 Database ID 148



Database Tablespace LLG_ABSDB1_PROD_ABS1

Date	Tablespace Name	Filesize (Gb)	Usedsize (Gb)	Percentage free
1/25/2025	ABSDATA	178	147	18
	INDX	235	197	16
1/24/2025	ABSDATA	178	147	18
	INDX	235	197	16
1/23/2025	ABSDATA	178	147	18
	INDX	235	197	16
1/22/2025	ABSDATA	178	147	18
	INDX	235	197	16
1/21/2025	ABSDATA	178	147	18
	INDX	235	197	17
1/20/2025	ABSDATA	178	147	18
	INDX	235	197	17
1/19/2025	ABSDATA	178	147	18
	INDX	235	197	17

BI Status and last ETL error for LLG_ABSBI01_BI_PROD_ABS1

	Mon 20/1/2025	Tue 21/1/2025	Wed 22/1/2025	Thu 23/1/2025	Fri 24/1/2025	Sat 25/1/2025
ABS DataWarehouse ETL Health	OK	OK	OK	OK	OK	OK
ABS DWHStaging ETL Health	OK	OK	OK	OK	OK	OK

Weekly SLA Customer Report

Customer LLG_Production
Database ID 148



BI last ETL error for	LLG_ABSBI01_BI_PROD_ABS1
-----------------------	--------------------------

Fri, 24-01-2025	None
Mon, 20-01-2025	None
Wed, 22-01-2025	None
Thu, 23-01-2025	None
Sat, 25-01-2025	None
Fri, 24-01-2025	None
Sat, 25-01-2025	None
Tue, 21-01-2025	None
Thu, 23-01-2025	None
Sun, 19-01-2025	None
Sun, 19-01-2025	None
Mon, 20-01-2025	None
Tue, 21-01-2025	None
Wed, 22-01-2025	None

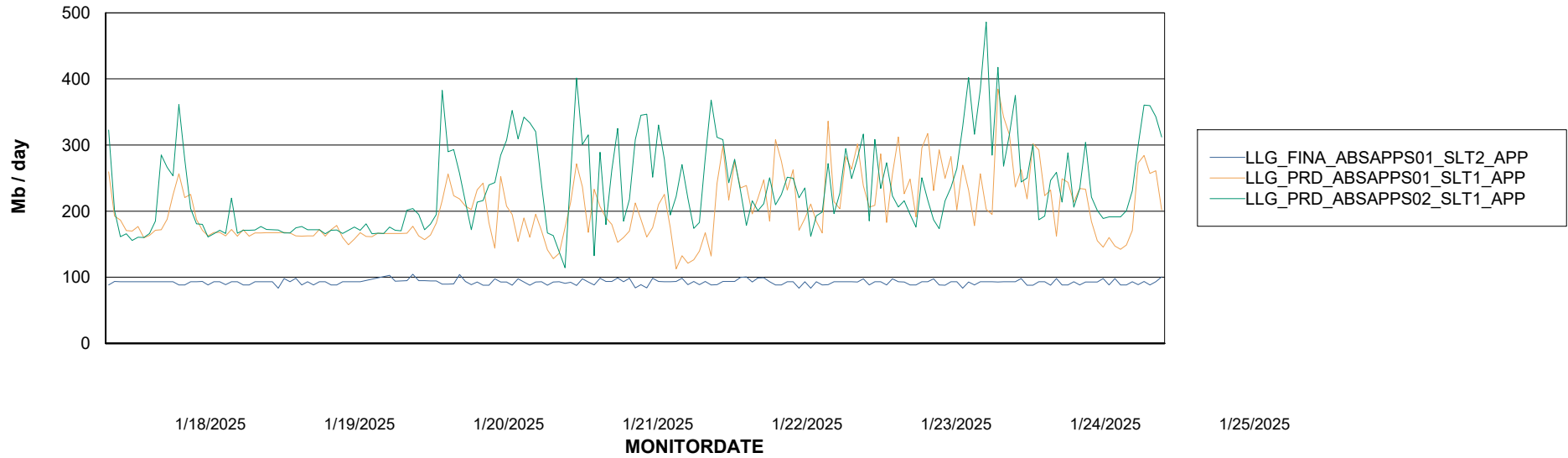
Weekly SLA Customer Report

Customer LLG_Production
Database ID 148

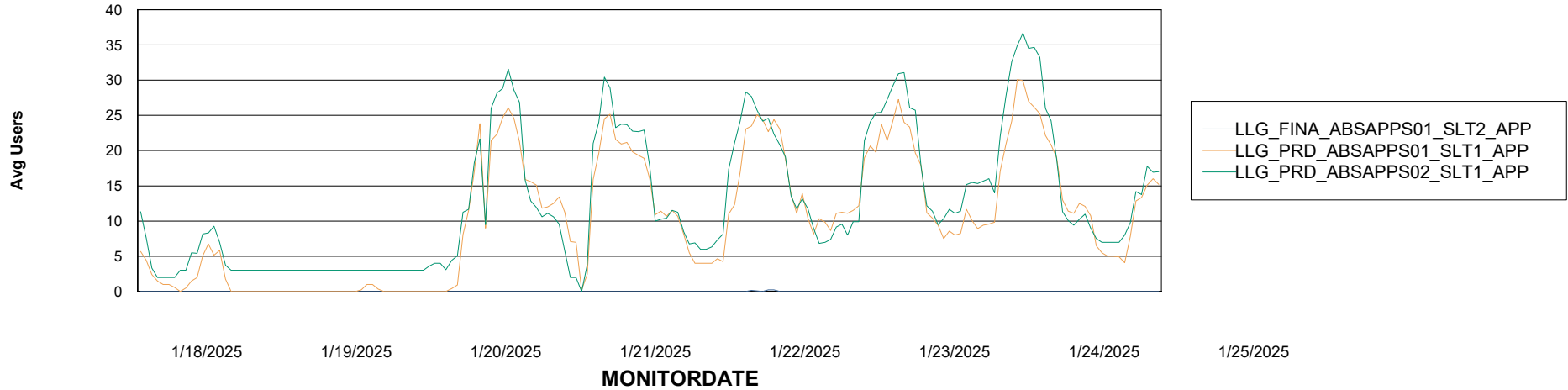


ABSSolute Application Server Services

Avg memory used per ABS Server Service



Avg users per day per ABS server



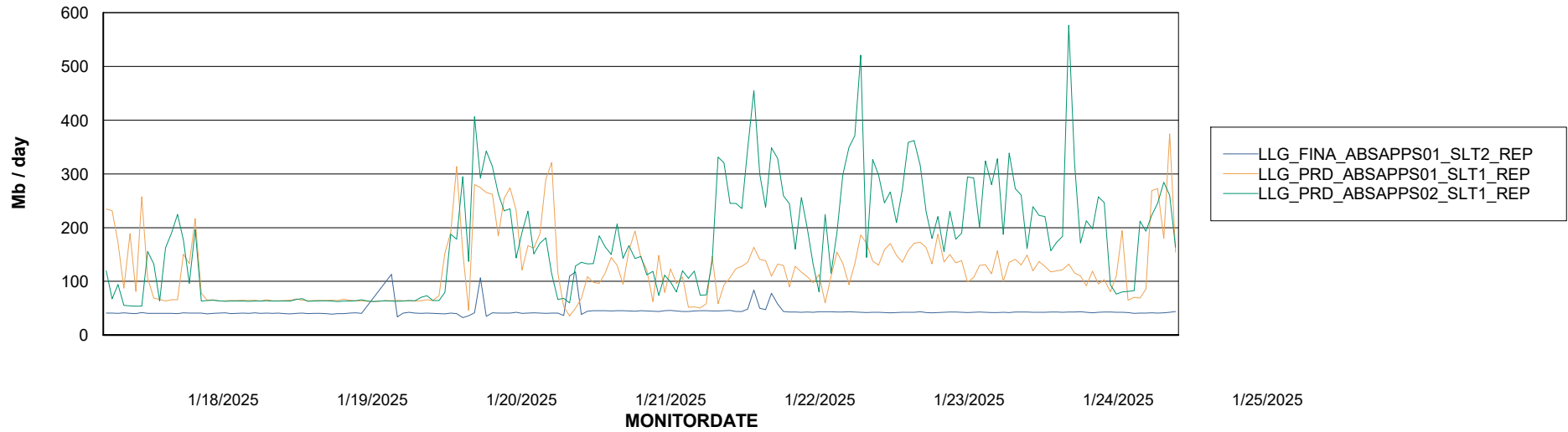
Weekly SLA Customer Report

Customer LLG_Production
Database ID 148



ABSSolute Application ReportServer Services

Avg memory used per ReportServer Service



Disaster per ABS component

