

Weekly SLA Customer Report

Customer NOA_Production (24/7)
 Database ID 116



Harddisk Usage NOA_FL_NHSBI

	Free disk space on C: (%)	Total disk space on C: (Gb)	Used disk space on C: (Gb)	Free disk space on D: (%)	Total disk space on D: (Gb)	Used disk space on D: (Gb)	Free disk space on E: (%)	Total disk space on E: (Gb)	Used disk space on E: (Gb)
1/18/2025	63	199	74	43	500	287	97	200	5
1/17/2025	63	199	74	43	500	287	97	200	5

Harddisk Usage NOA_PRD_NOVOBI

	Free disk space on C: (%)	Total disk space on C: (Gb)	Used disk space on C: (Gb)	Free disk space on D: (%)	Total disk space on D: (Gb)	Used disk space on D: (Gb)	Free disk space on E: (%)	Total disk space on E: (Gb)	Used disk space on E: (Gb)	Free disk space on H: (%)
1/18/2025	27	97	71	51	500	243	63	300	112	53
1/17/2025	29	97	69	51	500	246	63	300	112	53
1/16/2025	29	97	69	50	500	248	63	300	112	53
1/15/2025	29	97	69	50	500	248	63	300	111	53
1/14/2025	29	97	69	50	500	248	63	300	111	53
1/13/2025	29	97	69	51	500	247	63	300	111	53
1/12/2025	29	97	69	51	500	246	63	300	111	53

Weekly SLA Customer Report

Customer NOA_Production (24/7)
Database ID 116



Harddisk Usage NOA_PRD_NovoABS01

	Free disk space on C: (%)	Total disk space on C: (Gb)	Used disk space on C: (Gb)	Free disk space on F: (%)	Total disk space on F: (Gb)	Used disk space on F: (Gb)	Free disk space on G: (%)	Total disk space on G: (Gb)	Used disk space on G: (Gb)
1/18/2025	47	100	53	18	900	738	89	400	45
1/17/2025	47	100	53	19	900	734	89	400	44
1/16/2025	46	100	54	18	900	734	89	400	44
1/15/2025	46	100	54	19	900	733	89	400	44
1/14/2025	46	100	54	18	900	734	89	400	45
1/13/2025	46	100	54	19	900	733	89	400	43
1/12/2025	46	100	54	19	900	733	89	400	43

Harddisk Usage NOA_PRD_NovoABS03

	Free disk space on C: (%)	Total disk space on C: (Gb)	Used disk space on C: (Gb)	Free disk space on F: (%)	Total disk space on F: (Gb)	Used disk space on F: (Gb)	Free disk space on G: (%)	Total disk space on G: (Gb)	Used disk space on G: (Gb)
1/18/2025	65	279	96	31	838	575	92	559	45
1/17/2025	66	279	96	31	838	575	92	559	44
1/16/2025	66	279	96	31	838	575	92	559	44
1/15/2025	65	279	97	31	838	575	92	559	44
1/14/2025	65	279	97	31	838	575	92	559	45
1/13/2025	65	279	97	31	838	575	92	559	43
1/12/2025	65	279	98	31	838	575	92	559	43

Weekly SLA Customer Report

Customer NOA_Production (24/7)
 Database ID 116



Harddisk Usage NOA_PRD_NovoApps01

	Free disk space on C: (%)	Total disk space on C: (Gb)	Used disk space on C: (Gb)
1/18/2025	57	100	43
1/17/2025	57	100	43
1/16/2025	56	100	44
1/15/2025	56	100	44
1/14/2025	56	100	44
1/13/2025	56	100	43
1/12/2025	56	100	44

Harddisk Usage NOA_PRD_NovoApps02

	Free disk space on C: (%)	Total disk space on C: (Gb)	Used disk space on C: (Gb)
1/18/2025	62	100	37
1/17/2025	62	100	37
1/16/2025	62	100	38
1/15/2025	62	100	38
1/14/2025	62	100	38
1/13/2025	62	100	38
1/12/2025	62	100	37

Weekly SLA Customer Report

Customer NOA_Production (24/7)
 Database ID 116



Harddisk Usage NOA_PRD_NovoLink

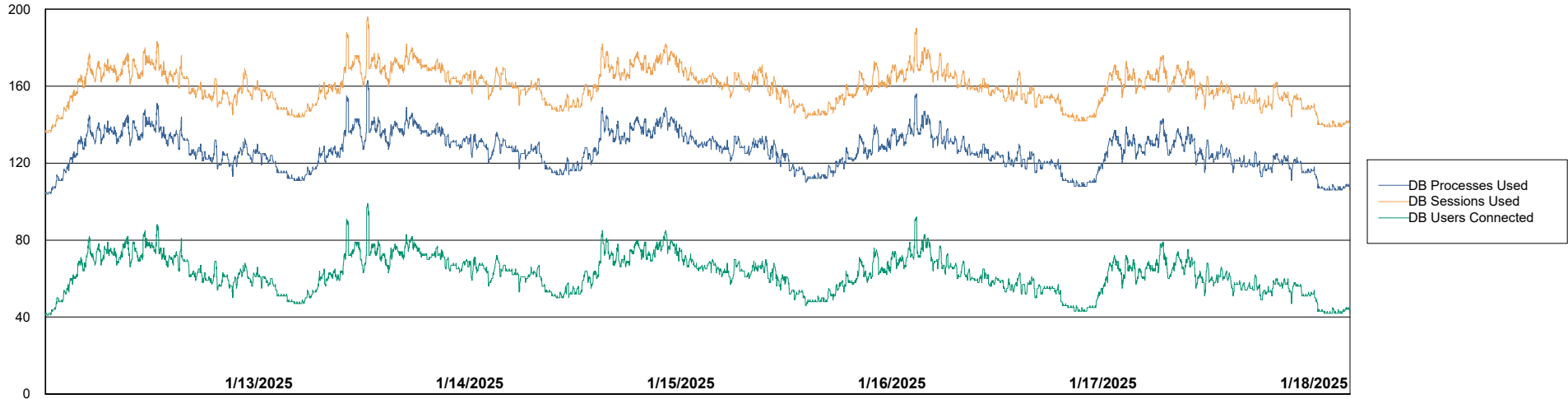
	Free disk space on C: (%)	Total disk space on C: (Gb)	Used disk space on C: (Gb)
1/18/2025	61	100	38
1/17/2025	61	100	38
1/16/2025	61	100	39
1/15/2025	61	100	39
1/14/2025	61	100	38
1/13/2025	62	100	38
1/12/2025	62	100	38

Weekly SLA Customer Report

Customer NOA_Production (24/7)
Database ID 116



Database Performance NOA_PRD_NovoABS01_ABS1



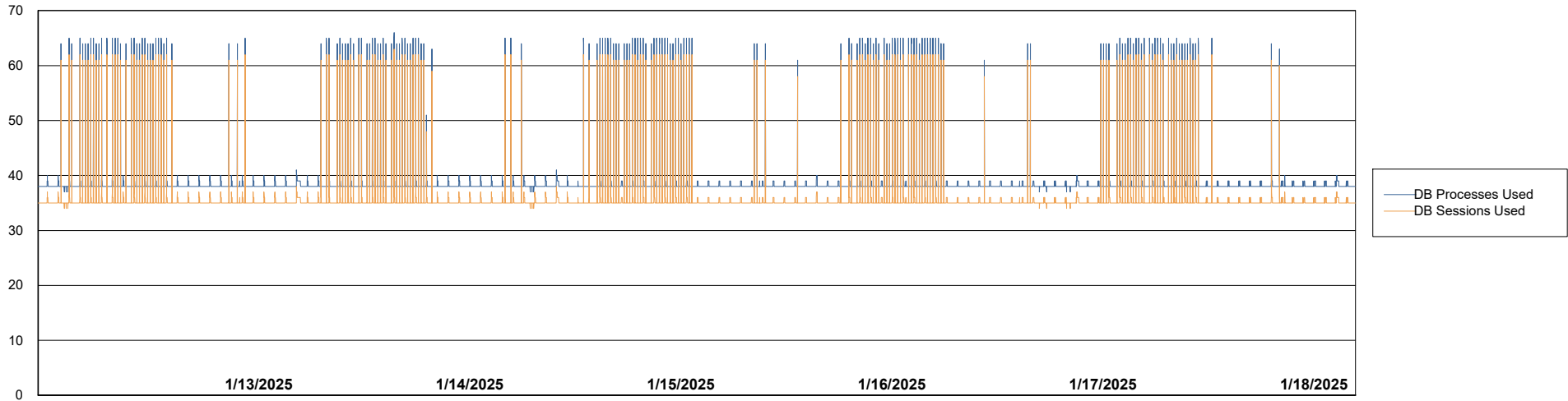
Weekly SLA Customer Report

Customer NOA_Production (24/7)
Database ID 116



Database Performance NOA_PRD_NovoABS03_HSBABS1

DB Processes Max 300

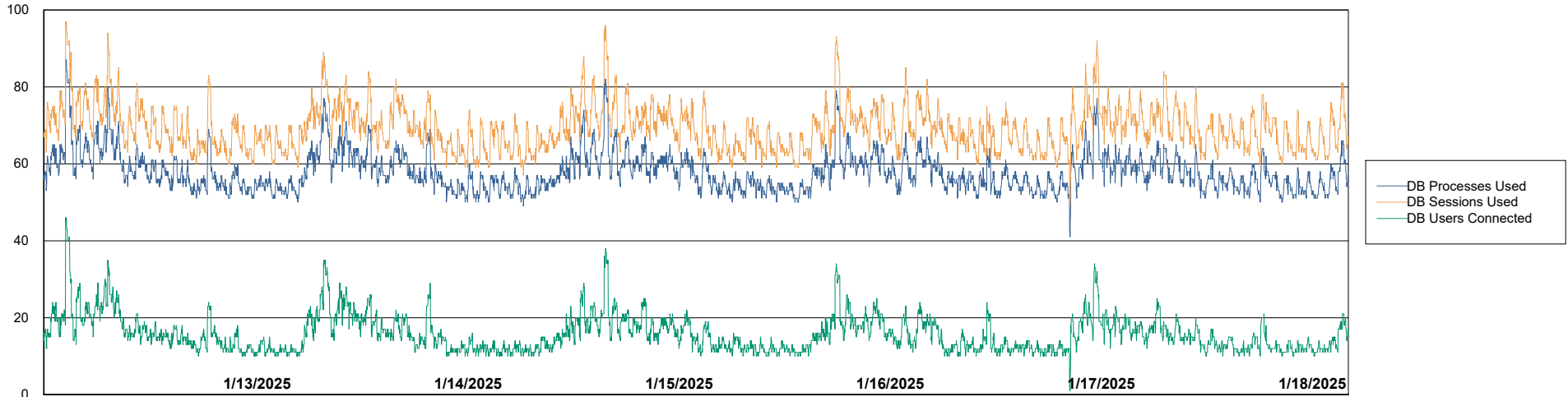


Weekly SLA Customer Report

Customer NOA_Production (24/7)
Database ID 116



Database Performance NOA_PRD_NOVOBI_ABS1



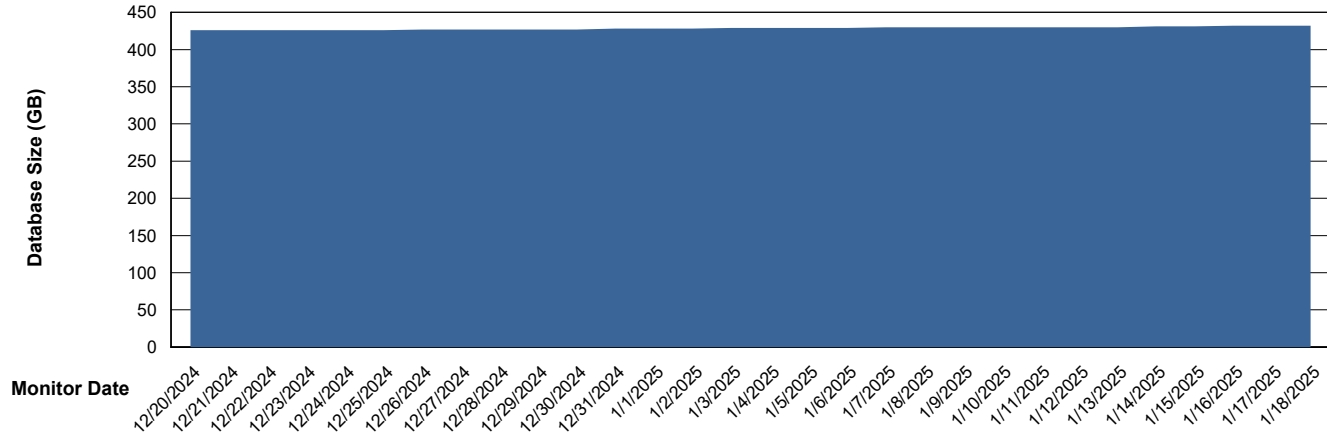
Weekly SLA Customer Report

Customer NOA_Production (24/7)
Database ID 116



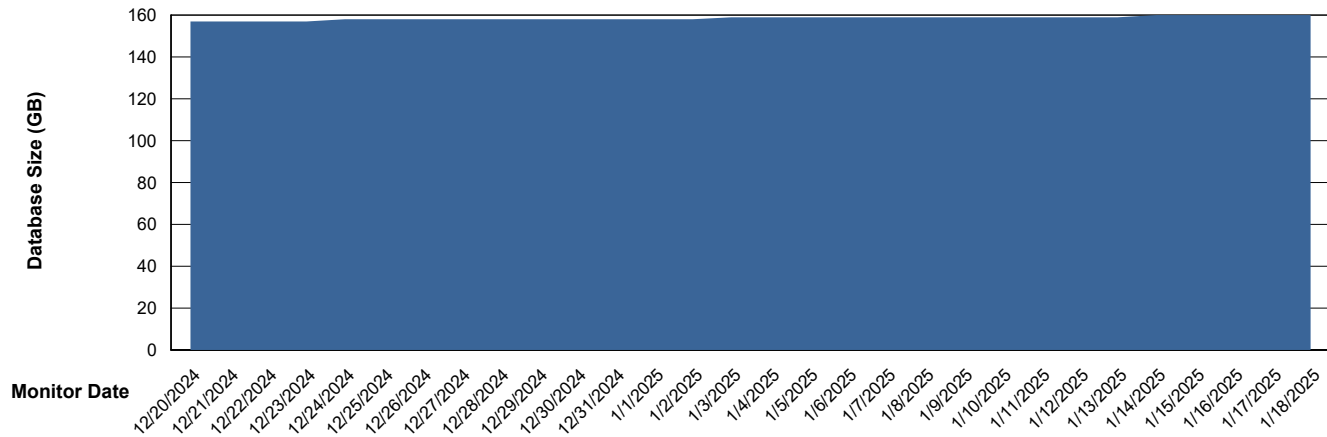
DATABASE SIZE NOA_PRD_NovoABS01_ABS1

Database growth over last month



DATABASE SIZE NOA_PRD_NOVOBI_ABS1

Database growth over last month



Weekly SLA Customer Report

Customer NOA_Production (24/7)
 Database ID 116



Database Tablespace NOA_PRD_NovoABS01_ABS1

Date	Tablespace Name	Filesize (Gb)	Usedsize (Gb)	Percentage free
1/18/2025	ABSDATA	187	157	16
	INDX	319	262	18
1/17/2025	ABSDATA	187	157	16
	INDX	319	262	18
1/16/2025	ABSDATA	187	157	16
	INDX	319	262	18
1/15/2025	ABSDATA	187	157	16
	INDX	319	262	18
1/14/2025	ABSDATA	187	156	16
	INDX	319	261	18
1/13/2025	ABSDATA	187	156	16
	INDX	319	261	18
1/12/2025	ABSDATA	187	156	16
	INDX	319	261	18

Weekly SLA Customer Report

Customer NOA_Production (24/7)
 Database ID 116



Database Tablespace NOA_PRD_NOVOBI_ABS1

Date	Tablespace Name	Filesize (Gb)	Usedsize (Gb)	Percentage free
1/18/2025	ABSDATA	79	66	17
	INDX	108	90	17
1/17/2025	ABSDATA	79	66	17
	INDX	108	90	17
1/16/2025	ABSDATA	79	66	17
	INDX	108	90	17
1/15/2025	ABSDATA	79	66	17
	INDX	108	90	17
1/14/2025	ABSDATA	79	65	17
	INDX	108	90	17
1/13/2025	ABSDATA	79	65	17
	INDX	108	89	17
1/12/2025	ABSDATA	79	65	17
	INDX	108	89	17

BI Status and last ETL error for NOA_PRD_NOVOBI_ABS1

	Mon 13/1/2025	Tue 14/1/2025	Wed 15/1/2025	Thu 16/1/2025	Fri 17/1/2025	Sat 18/1/2025
ABS DataWarehouse ETL Health	OK	OK	OK	OK	OK	OK
ABS DWHStaging ETL Health	OK	OK	OK	OK	OK	OK

Weekly SLA Customer Report

Customer NOA_Production (24/7)
Database ID 116



BI last ETL error for	NOA_PRD_NOVOBI_ABS1
-----------------------	---------------------

Thu, 16-01-2025	None
Mon, 13-01-2025	None
Fri, 17-01-2025	None
Thu, 16-01-2025	None
Sat, 18-01-2025	None
Sun, 12-01-2025	None
Mon, 13-01-2025	None
Fri, 17-01-2025	None
Tue, 14-01-2025	None
Wed, 15-01-2025	None
Sat, 18-01-2025	None
Tue, 14-01-2025	None
Wed, 15-01-2025	None
Sun, 12-01-2025	None

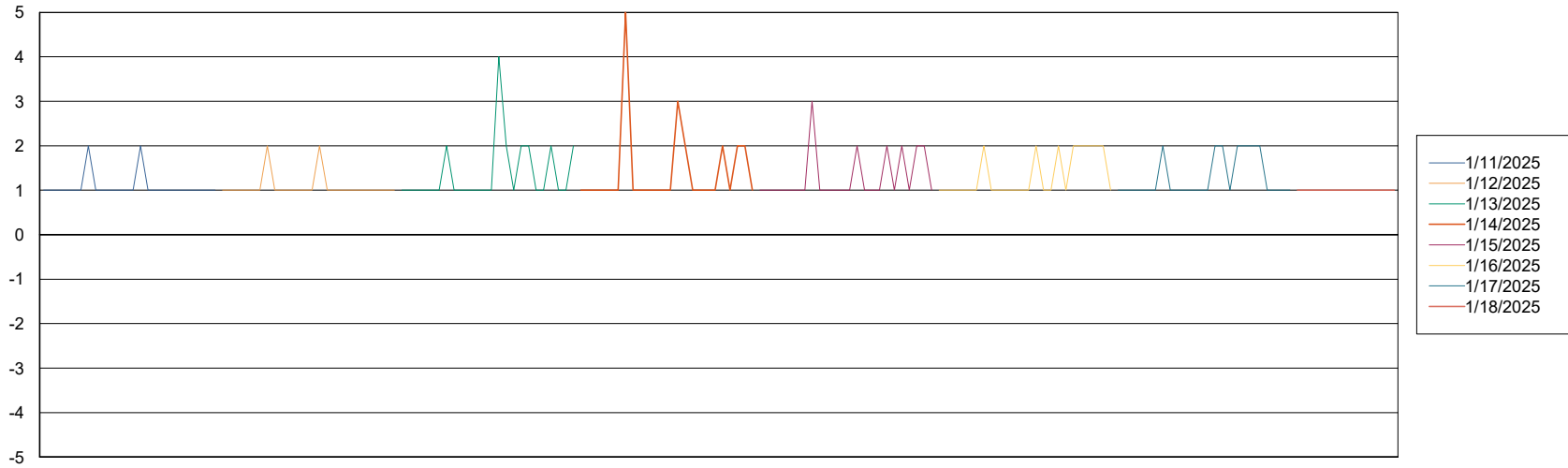
Weekly SLA Customer Report

Customer NOA_Production (24/7)
Database ID 116



Standby Database Health NOA_Production (24/7)

Recovery lag for last 7 days



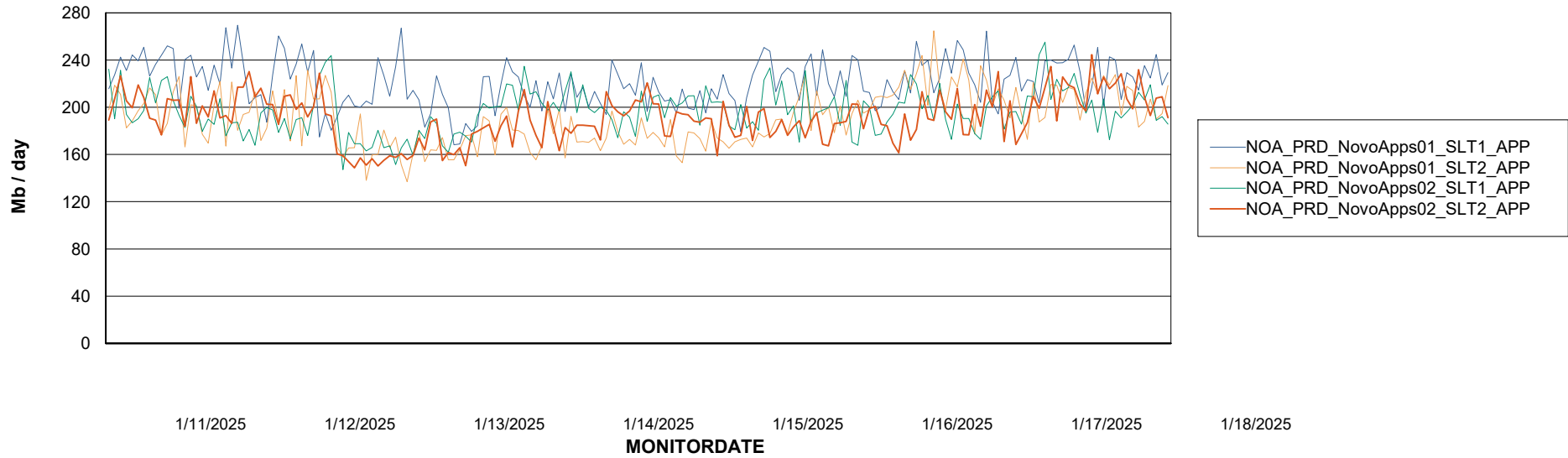
Weekly SLA Customer Report

Customer NOA_Production (24/7)
Database ID 116

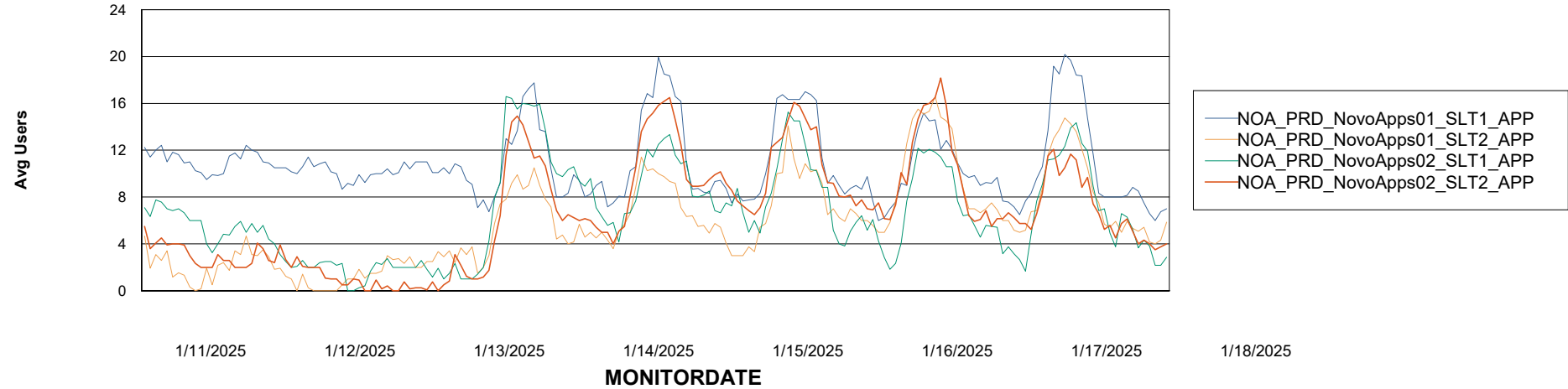


ABSSolute Application Server Services

Avg memory used per ABS Server Service



Avg users per day per ABS server



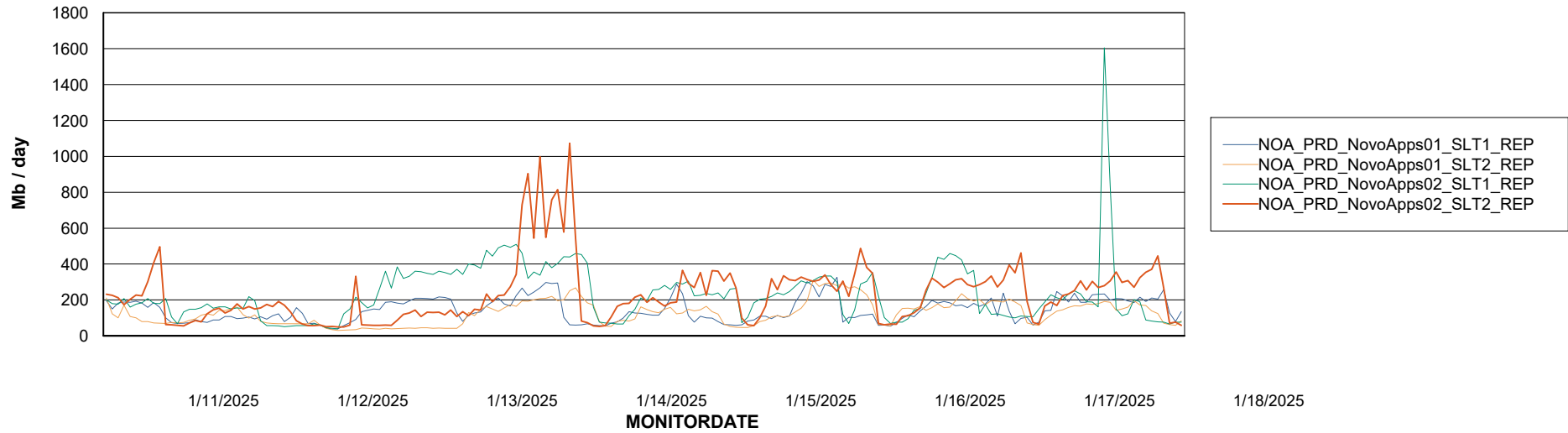
Weekly SLA Customer Report

Customer NOA_Production (24/7)
Database ID 116



ABSSolute Application ReportServer Services

Avg memory used per ReportServer Service



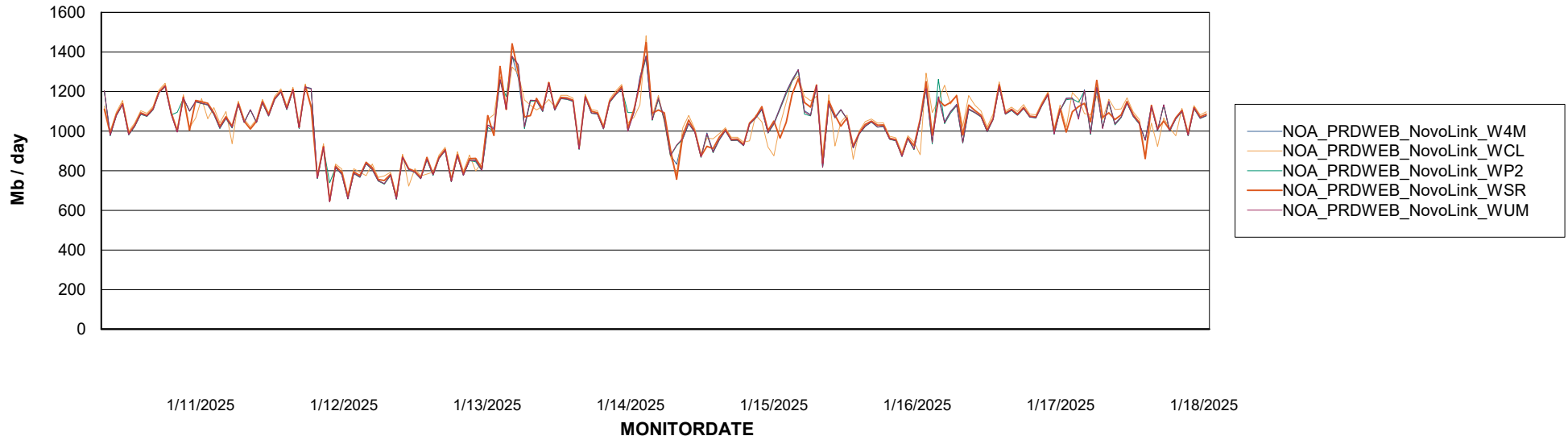
Weekly SLA Customer Report

Customer NOA_Production (24/7)
Database ID 116



ABSSolute Web Component Services

Avg memory used per ABS Web component



Weekly SLA Customer Report

Customer NOA_Production (24/7)
Database ID 116



Disaster per ABS component

