

Weekly SLA Customer Report

Customer LLG_Production
 Database ID 148



Harddisk Usage LLG_ABSAPPS01

	Free disk space on C: (%)	Total disk space on C: (Gb)	Used disk space on C: (Gb)	Free disk space on D: (%)	Total disk space on D: (Gb)	Used disk space on D: (Gb)
1/18/2025	87	500	63	98	393	9
1/17/2025	87	500	63	98	393	9
1/16/2025	87	500	63	98	393	9
1/15/2025	88	500	62	98	393	9
1/14/2025	88	500	61	98	393	9
1/13/2025	88	500	61	98	393	9
1/12/2025	88	500	61	98	393	9

Harddisk Usage LLG_ABSApps02

	Free disk space on C: (%)	Total disk space on C: (Gb)	Used disk space on C: (Gb)	Free disk space on D: (%)	Total disk space on D: (Gb)	Used disk space on D: (Gb)
1/18/2025	91	500	44	96	393	15
1/17/2025	91	500	44	96	393	15
1/16/2025	91	500	44	96	393	15
1/15/2025	91	500	43	96	393	15
1/14/2025	92	500	42	96	393	15
1/13/2025	92	500	42	96	393	15
1/12/2025	92	500	42	96	393	15

Weekly SLA Customer Report

Customer LLG_Production
Database ID 148



Harddisk Usage LLG_ABSBI01

	Free disk space on C: (%)	Total disk space on C: (Gb)	Used disk space on C: (Gb)	Free disk space on D: (%)	Total disk space on D: (Gb)	Used disk space on D: (Gb)
1/18/2025	83	446	77	90	2,681	257
1/17/2025	83	446	77	90	2,681	257
1/16/2025	83	446	76	90	2,681	257
1/15/2025	83	446	76	90	2,681	257
1/14/2025	83	446	75	90	2,681	257
1/13/2025	83	446	75	90	2,681	257
1/12/2025	83	446	75	90	2,681	257

Harddisk Usage LLG_ABSDB01

	Free disk space on C: (%)	Total disk space on C: (Gb)	Used disk space on C: (Gb)	Free disk space on D: (%)	Total disk space on D: (Gb)	Used disk space on D: (Gb)	Free disk space on E: (%)	Total disk space on E: (Gb)	Used disk space on E: (Gb)
1/18/2025	88	446	56	71	1,605	464	68	1,077	345
1/17/2025	88	446	56	71	1,605	464	68	1,077	343
1/16/2025	88	446	56	71	1,605	464	68	1,077	343
1/15/2025	88	446	55	71	1,605	464	68	1,077	343
1/14/2025	88	446	54	71	1,605	464	68	1,077	343
1/13/2025	88	446	54	71	1,605	464	68	1,077	347
1/12/2025	88	446	54	71	1,605	464	67	1,077	359

Weekly SLA Customer Report

Customer LLG_Production
Database ID 148



Harddisk Usage LLG_ABSDB02

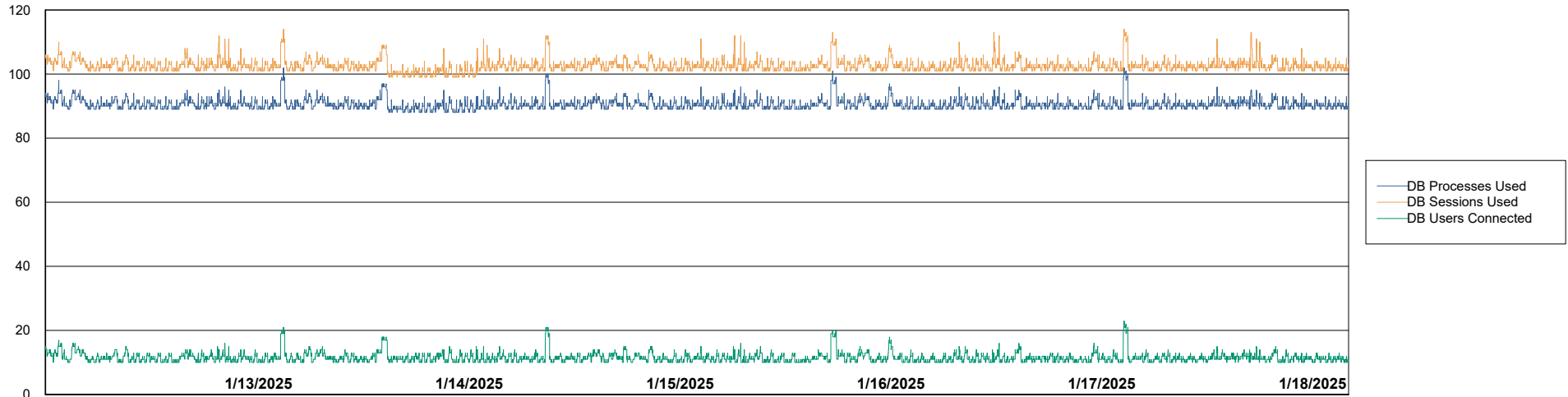
	Free disk space on C: (%)	Total disk space on C: (Gb)	Used disk space on C: (Gb)	Free disk space on D: (%)	Total disk space on D: (Gb)	Used disk space on D: (Gb)	Free disk space on E: (%)	Total disk space on E: (Gb)	Used disk space on E: (Gb)
1/18/2025	22	446	348	63	1,605	595	99	1,077	7
1/17/2025	22	446	348	63	1,605	595	98	1,077	19
1/16/2025	22	446	348	63	1,605	595	83	1,077	183
1/15/2025	22	446	347	63	1,605	595	83	1,077	182
1/14/2025	22	446	346	63	1,605	595	83	1,077	180
1/13/2025	23	446	341	63	1,605	595	83	1,077	181
1/12/2025	25	446	335	63	1,605	595	98	1,077	26

Weekly SLA Customer Report

Customer LLG_Production
Database ID 148



Database Performance LLG_ABSBI01_BI_PROD_ABS1



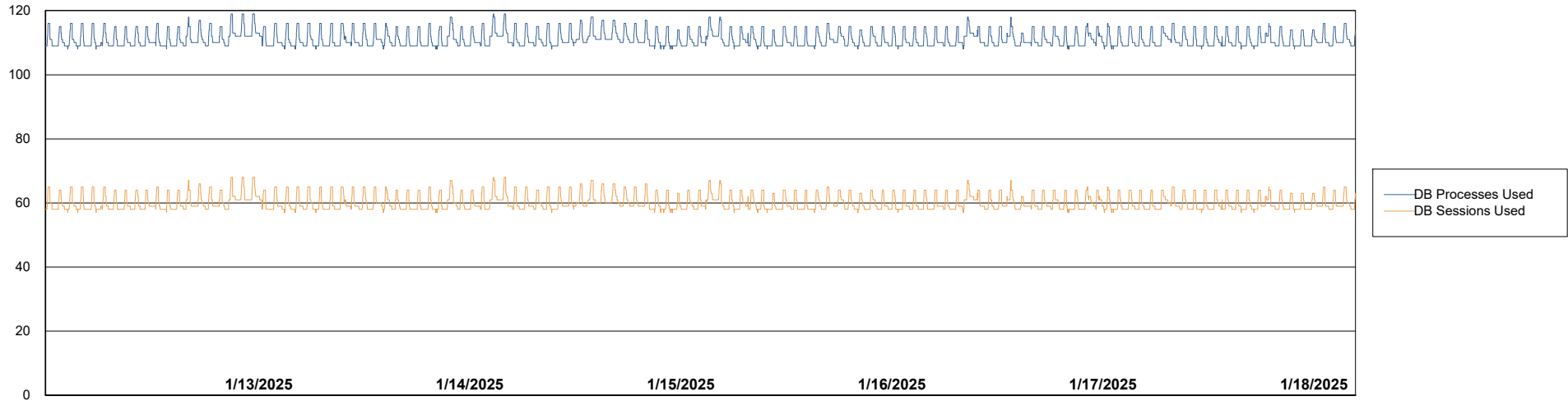
Weekly SLA Customer Report

Customer LLG_Production
Database ID 148



Database Performance LLG_ABSDB02_PROD_HSBABS1

DB Processes Max 0
DB Processes Max 300
DB Processes Max 4

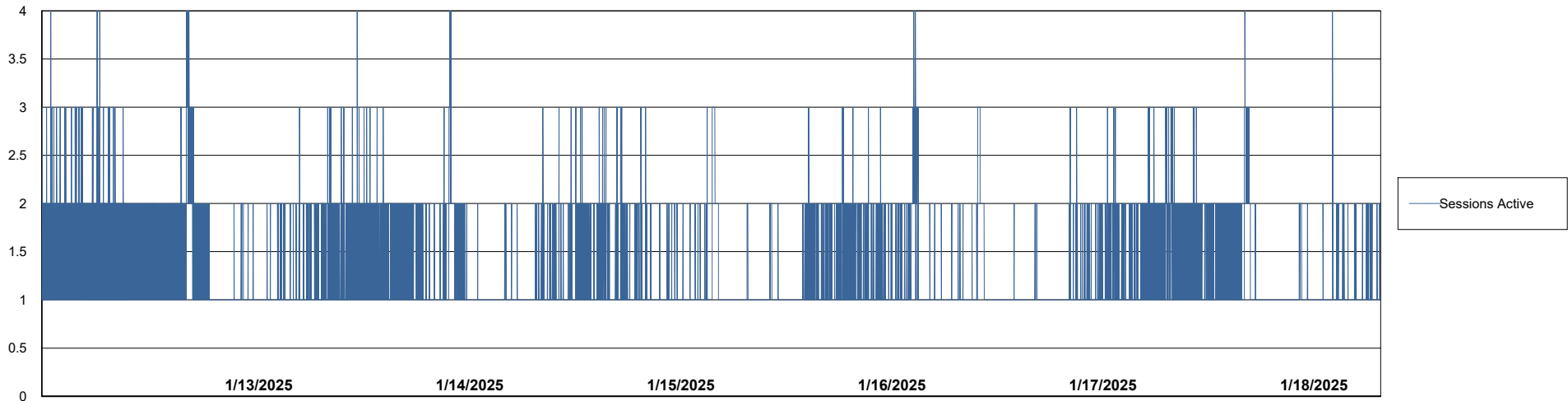
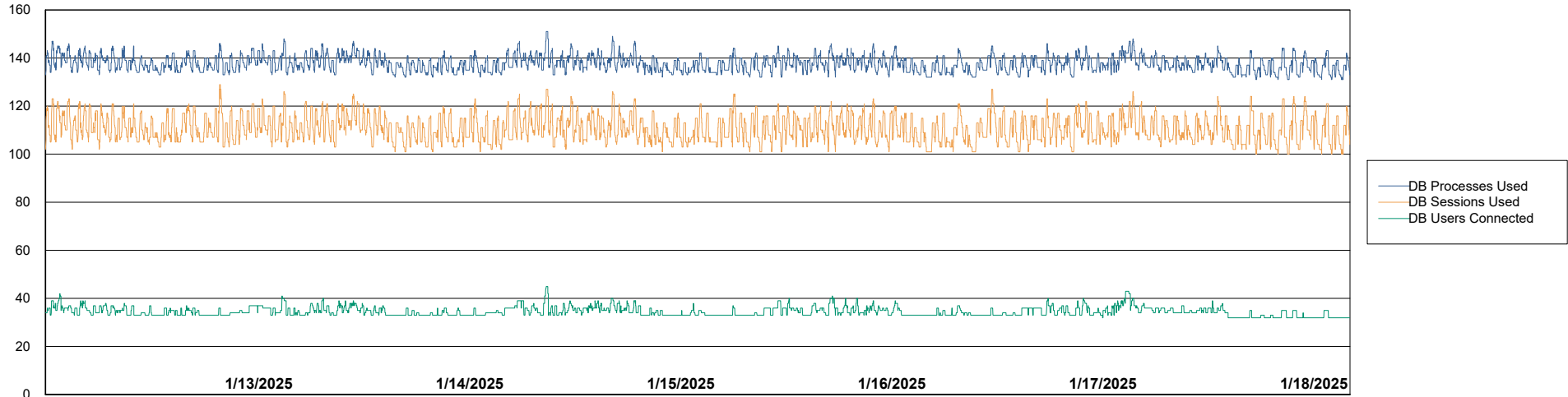


Weekly SLA Customer Report

Customer LLG_Production
Database ID 148



Database Performance LLG_ABSDB1_PROD_ABS1



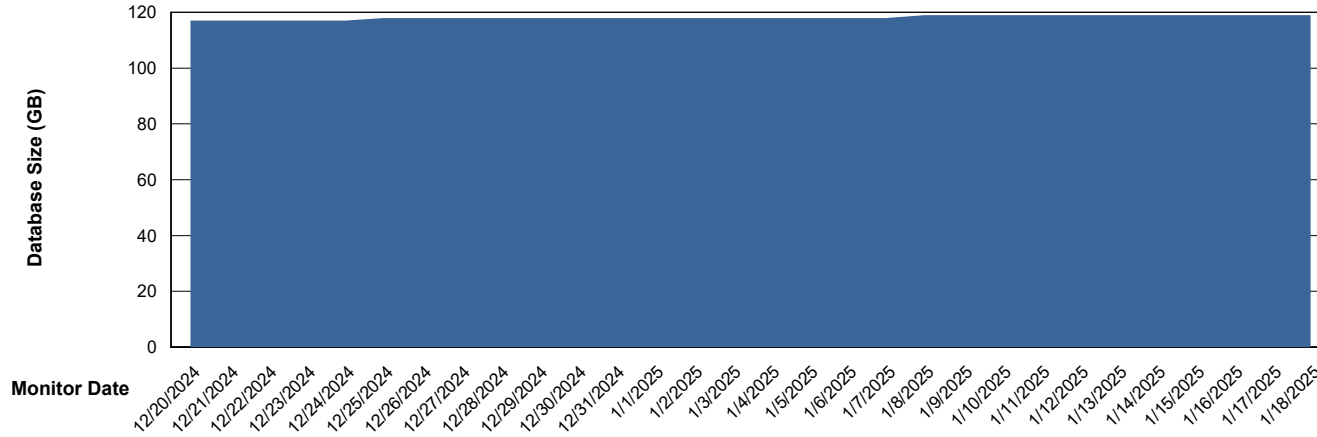
Weekly SLA Customer Report

Customer LLG_Production
Database ID 148



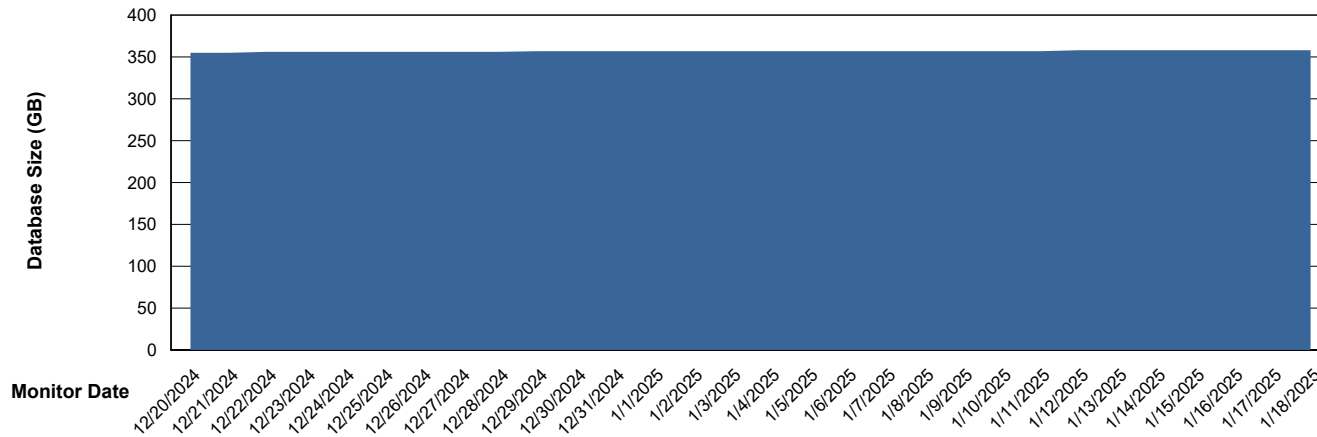
DATABASE SIZE LLG_ABSBI01_BI_PROD_ABS1

Database growth over last month



DATABASE SIZE LLG_ABSDB1_PROD_ABS1

Database growth over last month



Weekly SLA Customer Report

Customer LLG_Production
 Database ID 148



Database Tablespace LLG_ABSBI01_BI_PROD_ABS1

Date	Tablespace Name	Filesize (Gb)	Usedsize (Gb)	Percentage free
1/18/2025	ABSDATA	64	49	24
	INDX	76	62	19
1/17/2025	ABSDATA	64	49	24
	INDX	76	62	19
1/16/2025	ABSDATA	64	49	24
	INDX	76	62	19
1/15/2025	ABSDATA	64	49	24
	INDX	76	62	19
1/14/2025	ABSDATA	64	49	24
	INDX	76	62	19
1/13/2025	ABSDATA	64	49	24
	INDX	76	62	19
1/12/2025	ABSDATA	64	49	24
	INDX	76	62	19

Weekly SLA Customer Report

Customer LLG_Production
 Database ID 148



Database Tablespace LLG_ABSDB1_PROD_ABS1

Date	Tablespace Name	Filesize (Gb)	Usedsize (Gb)	Percentage free
1/18/2025	ABSDATA	178	146	18
	INDX	235	197	17
1/17/2025	ABSDATA	178	146	18
	INDX	235	197	17
1/16/2025	ABSDATA	178	146	18
	INDX	235	197	17
1/15/2025	ABSDATA	178	146	18
	INDX	235	197	17
1/14/2025	ABSDATA	178	146	18
	INDX	235	196	17
1/13/2025	ABSDATA	178	146	18
	INDX	235	196	17
1/12/2025	ABSDATA	178	146	18
	INDX	235	196	17

BI Status and last ETL error for LLG_ABSBI01_BI_PROD_ABS1

	Mon 13/1/2025	Tue 14/1/2025	Wed 15/1/2025	Thu 16/1/2025	Fri 17/1/2025	Sat 18/1/2025
ABS DataWarehouse ETL Health	OK	OK	OK	OK	OK	OK
ABS DWHStaging ETL Health	OK	OK	OK	OK	OK	OK

Weekly SLA Customer Report

Customer LLG_Production
Database ID 148



BI last ETL error for	LLG_ABSBI01_BI_PROD_ABS1
-----------------------	--------------------------

Wed, 15-01-2025	None
Wed, 15-01-2025	None
Tue, 14-01-2025	None
Sun, 12-01-2025	None
Sun, 12-01-2025	None
Tue, 14-01-2025	None
Mon, 13-01-2025	None
Fri, 17-01-2025	None
Thu, 16-01-2025	None
Fri, 17-01-2025	None
Sat, 18-01-2025	None
Mon, 13-01-2025	None
Thu, 16-01-2025	None
Sat, 18-01-2025	None

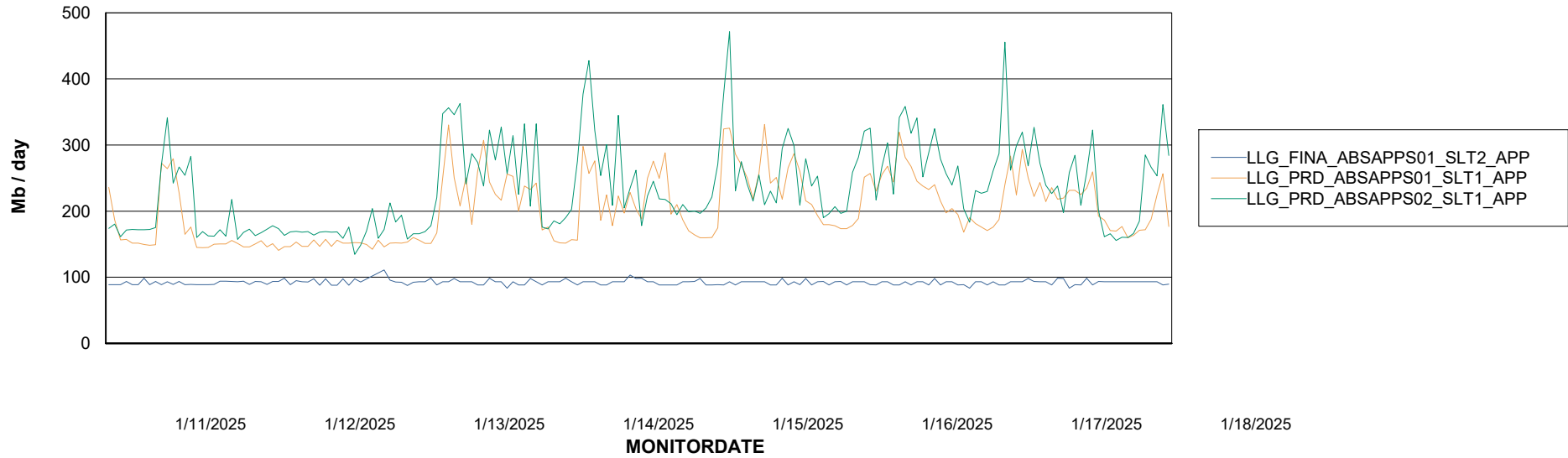
Weekly SLA Customer Report

Customer LLG_Production
Database ID 148

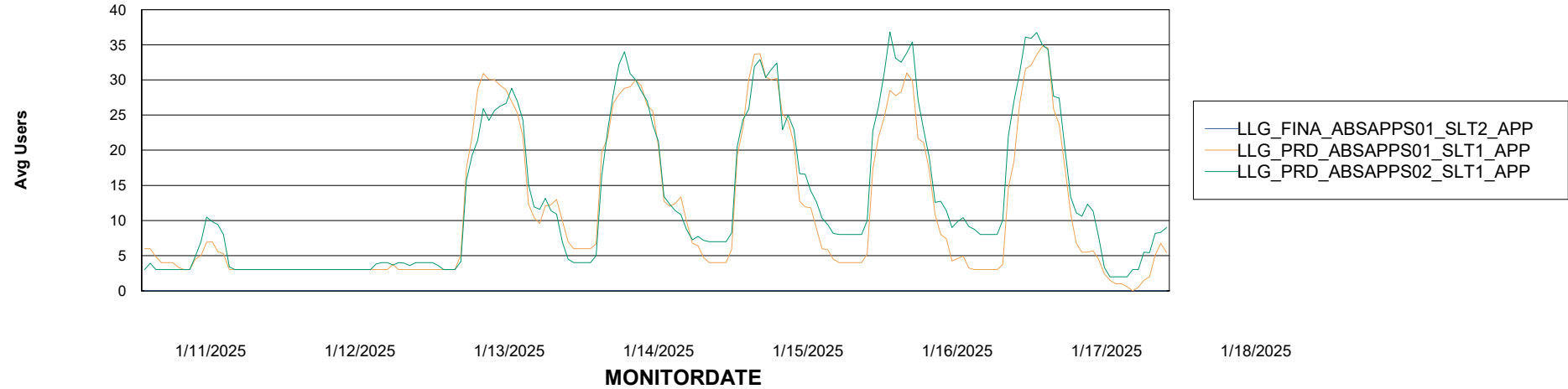


ABSSolute Application Server Services

Avg memory used per ABS Server Service



Avg users per day per ABS server



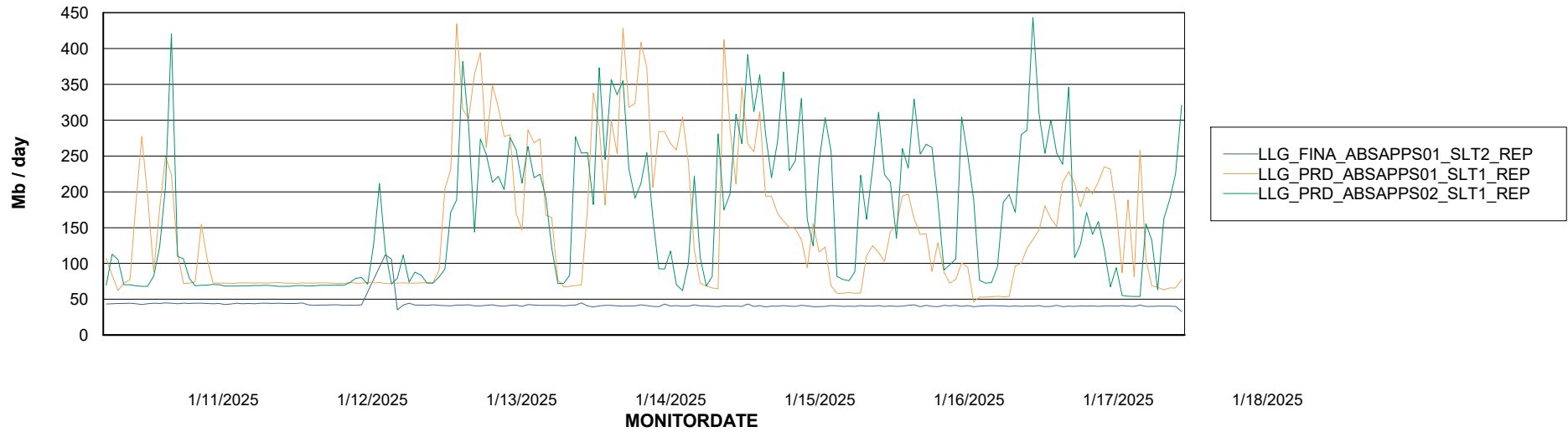
Weekly SLA Customer Report

Customer LLG_Production
Database ID 148



ABSSolute Application ReportServer Services

Avg memory used per ReportServer Service



Disaster per ABS component

