

# Weekly SLA Customer Report

Customer SPI\_Production  
Database ID 49



## Harddisk Usage SPI\_PRD\_SRV2016-SW1

	Free disk space on C: (%)	Total disk space on C: (Gb)	Used disk space on C: (Gb)	Free disk space on D: (%)	Total disk space on D: (Gb)	Used disk space on D: (Gb)
1/11/2025	39	79	49	55	100	45
1/10/2025	38	79	49	55	100	45
1/9/2025	38	79	49	55	100	45
1/8/2025	38	79	49	55	100	45
1/7/2025	38	79	49	55	100	45
1/6/2025	38	79	49	55	100	45
1/5/2025	38	79	49	55	100	45

## Harddisk Usage SPI\_PRD\_SRV2016-SW2

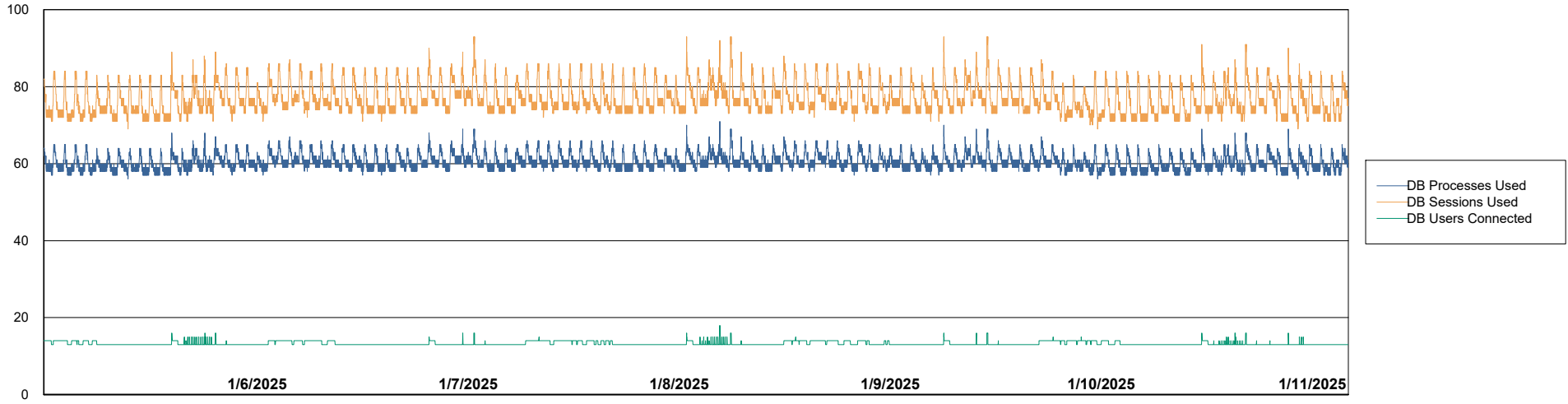
	Free disk space on C: (%)	Total disk space on C: (Gb)	Used disk space on C: (Gb)	Free disk space on D: (%)	Total disk space on D: (Gb)	Used disk space on D: (Gb)
1/11/2025	38	79	49	59	150	62
1/10/2025	38	79	49	59	150	62
1/9/2025	38	79	49	59	150	62
1/8/2025	38	79	49	59	150	62
1/7/2025	38	79	49	59	150	61
1/6/2025	38	79	49	59	150	62
1/5/2025	38	79	49	59	150	62

# Weekly SLA Customer Report

Customer SPI\_Production  
Database ID 49



Database Performance SPI\_PRD\_SRV2016-SW1\_ABS1



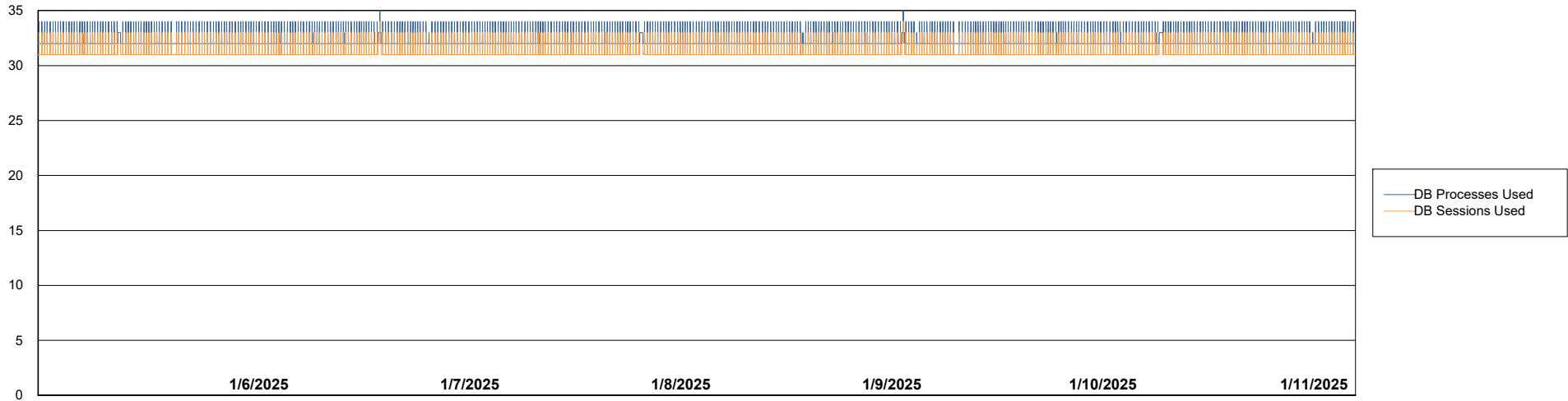
# Weekly SLA Customer Report

Customer SPI\_Production  
Database ID 49



Database Performance SPI\_PRD\_SRV2016-SW2\_HSBABS1

DB Processes Max 500



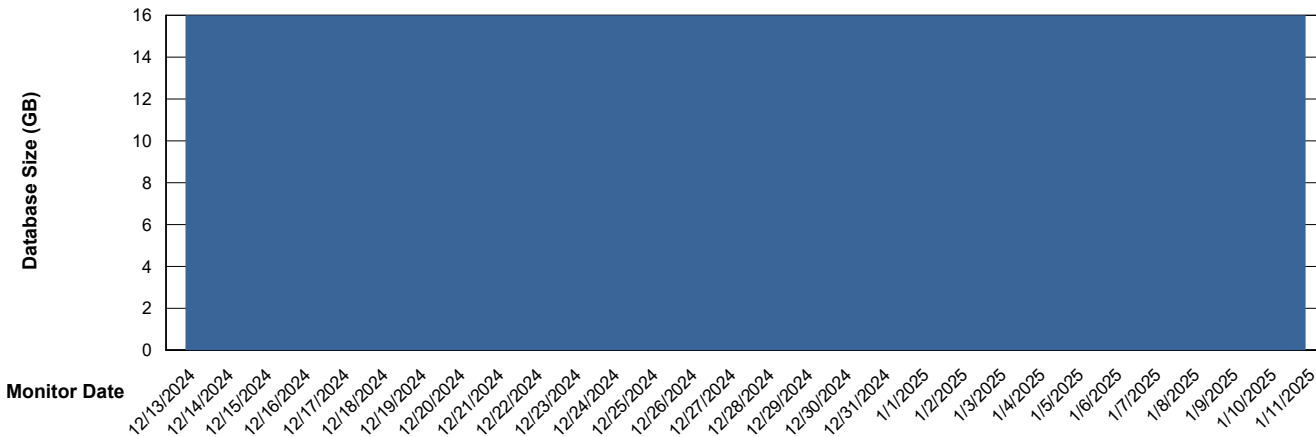
# Weekly SLA Customer Report

Customer SPI\_Production  
 Database ID 49



DATABASE SIZE SPI\_PRD\_SRV2016-SW1\_ABS1

## Database growth over last month



Database Tablespace SPI\_PRD\_SRV2016-SW1\_ABS1

Date	Tablespace Name	Filesize (Gb)	Usedsize (Gb)	Percentage free
1/11/2025	ABSDATA	5	3	39
	INDX	8	5	35
1/10/2025	ABSDATA	5	3	39
	INDX	8	5	35
1/9/2025	ABSDATA	5	3	39
	INDX	8	5	35
1/8/2025	ABSDATA	5	3	39
	INDX	8	5	35
1/7/2025	ABSDATA	5	3	39
	INDX	8	5	35
1/6/2025	ABSDATA	5	3	39
	INDX	8	5	35
1/5/2025	ABSDATA	5	3	39
	INDX	8	5	35

# Weekly SLA Customer Report

Customer SPI\_Production  
Database ID 49



Standby Database Health SPI\_Production

## Recovery lag for last 7 days

