

Weekly SLA Customer Report

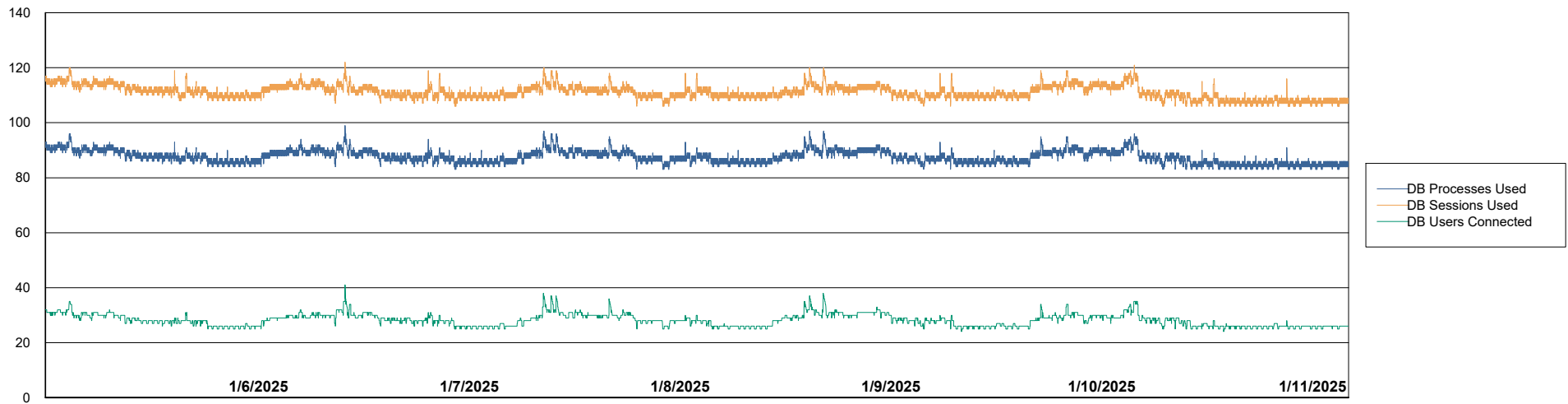
Customer RAS_Production
 Database ID 189



Harddisk Usage RAS_PRD_NEDLIN-ST-APP01

	Free disk space on C: (%)	Total disk space on C: (Gb)	Used disk space on C: (Gb)	Free disk space on D: (%)	Total disk space on D: (Gb)	Used disk space on D: (Gb)	Free disk space on E: (%)	Total disk space on E: (Gb)	Used disk space on E: (Gb)
1/11/2025	29	249	176	25	310	231	51	100	48
1/10/2025	30	249	176	26	310	230	50	100	50
1/9/2025	30	249	175	26	310	230	47	100	53
1/8/2025	30	249	174	26	310	230	45	100	55
1/7/2025	30	249	174	26	310	230	49	100	51
1/6/2025	31	249	173	26	310	230	56	100	44
1/5/2025	31	249	172	26	310	230	56	100	44

Database Performance RAS_PRD_NEDLIN-ST-APP01_ABS1



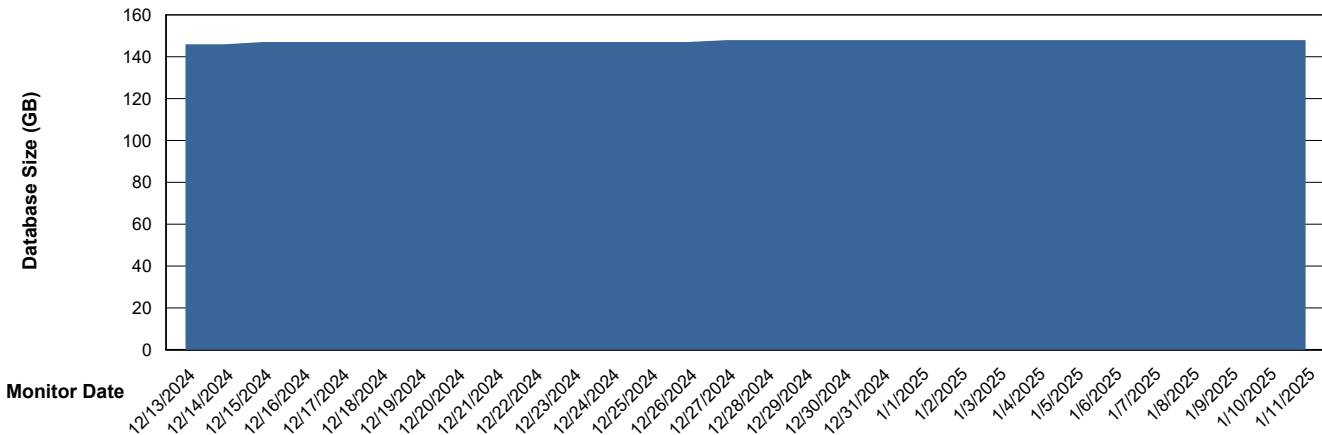
Weekly SLA Customer Report

Customer RAS_Production
 Database ID 189



DATABASE SIZE RAS_PRD_NEDLIN-ST-APP01_ABS1

Database growth over last month



Database Tablespace RAS_PRD_NEDLIN-ST-APP01_ABS1

Date	Tablespace Name	Filesize (Gb)	Usedsize (Gb)	Percentage free
1/11/2025	ABSDATA	60	38	37
	INDX	128	96	25
1/10/2025	ABSDATA	60	38	37
	INDX	128	96	25
1/9/2025	ABSDATA	60	38	37
	INDX	128	95	25
1/8/2025	ABSDATA	60	38	37
	INDX	128	95	25
1/7/2025	ABSDATA	60	38	37
	INDX	128	95	26
1/6/2025	ABSDATA	60	38	37
	INDX	128	95	26
1/5/2025	ABSDATA	60	38	37
	INDX	128	95	26

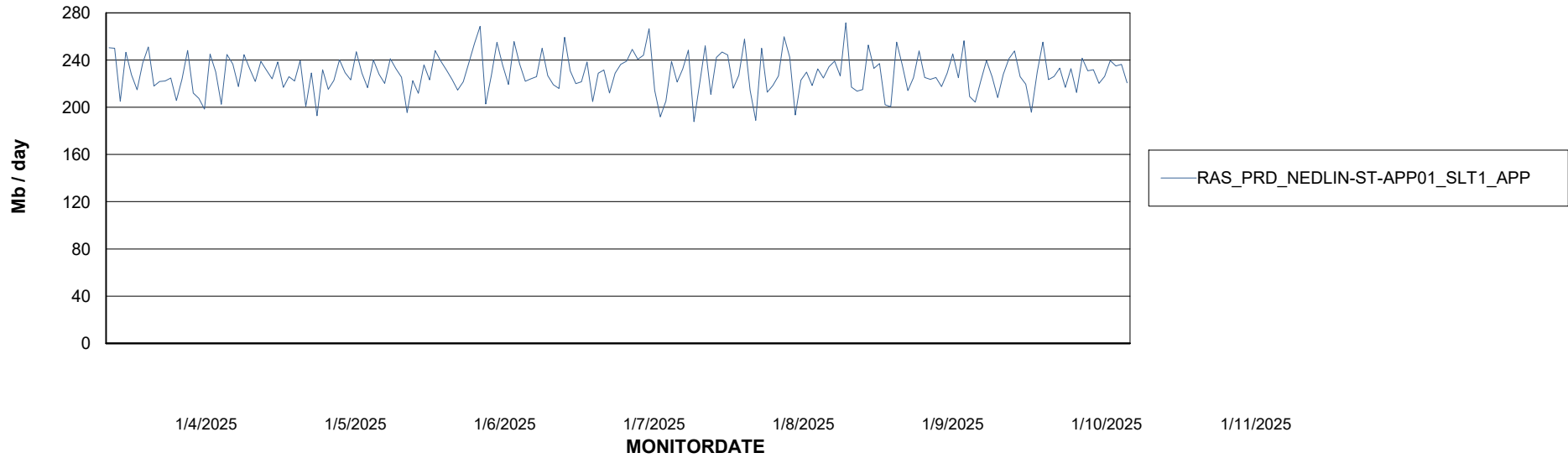
Weekly SLA Customer Report

Customer RAS_Production
Database ID 189

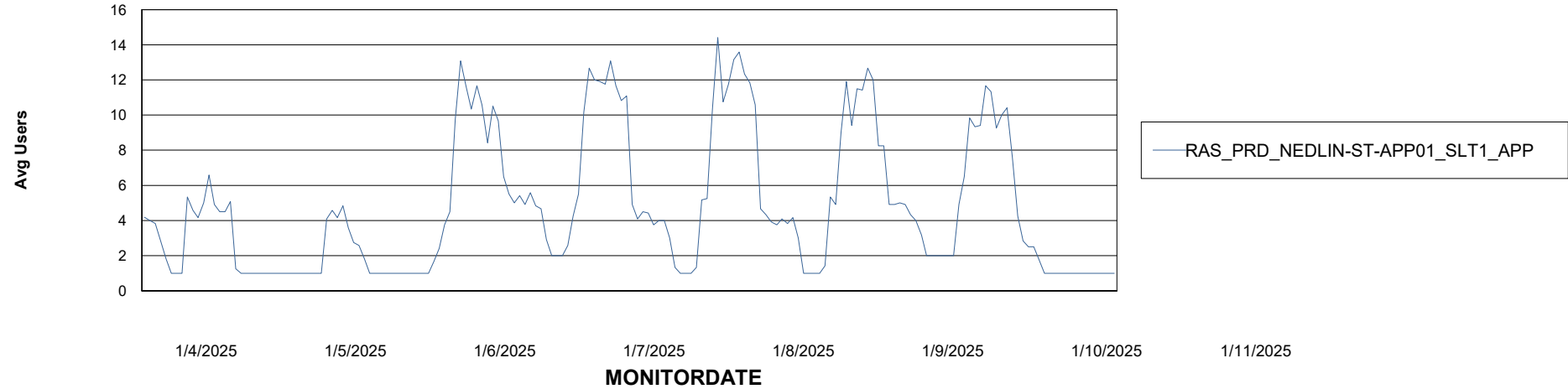


ABSSolute Application Server Services

Avg memory used per ABS Server Service



Avg users per day per ABS server



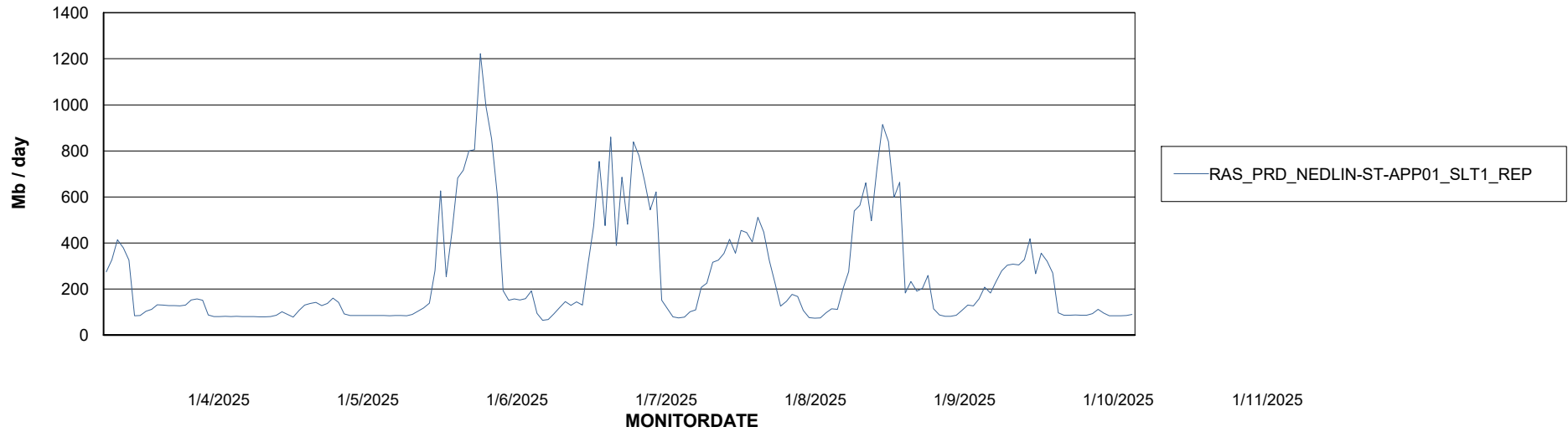
Weekly SLA Customer Report

Customer RAS_Production
Database ID 189



ABSSolute Application ReportServer Services

Avg memory used per ReportServer Service



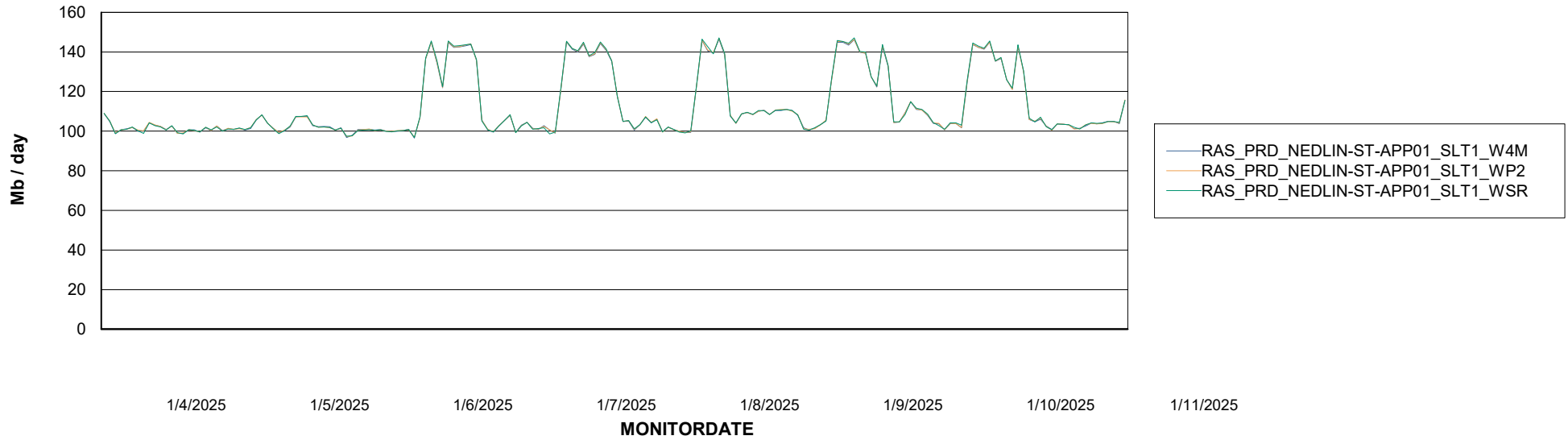
Weekly SLA Customer Report

Customer RAS_Production
Database ID 189



ABSSolute Web Component Services

Avg memory used per ABS Web component



Weekly SLA Customer Report

Customer RAS_Production
Database ID 189



Disaster per ABS component

