

# Weekly SLA Customer Report

Customer LLG\_Production  
Database ID 148



## Harddisk Usage LLG\_ABSAPPS01

	Free disk space on C: (%)	Total disk space on C: (Gb)	Used disk space on C: (Gb)	Free disk space on D: (%)	Total disk space on D: (Gb)	Used disk space on D: (Gb)
1/11/2025	88	500	61	98	393	9
1/10/2025	88	500	61	98	393	9
1/9/2025	88	500	61	98	393	9
1/8/2025	88	500	61	98	393	9
1/7/2025	88	500	62	98	393	9
1/6/2025	87	500	63	98	393	9
1/5/2025	88	500	62	98	393	9

## Harddisk Usage LLG\_ABSApps02

	Free disk space on C: (%)	Total disk space on C: (Gb)	Used disk space on C: (Gb)	Free disk space on D: (%)	Total disk space on D: (Gb)	Used disk space on D: (Gb)
1/11/2025	92	500	42	96	393	15
1/10/2025	92	500	42	96	393	15
1/9/2025	92	500	42	96	393	15
1/8/2025	92	500	42	96	393	15
1/7/2025	92	500	42	96	393	15
1/6/2025	92	500	42	96	393	15
1/5/2025	92	500	42	96	393	15

# Weekly SLA Customer Report

Customer LLG\_Production  
Database ID 148



## Harddisk Usage LLG\_ABSBI01

	Free disk space on C: (%)	Total disk space on C: (Gb)	Used disk space on C: (Gb)	Free disk space on D: (%)	Total disk space on D: (Gb)	Used disk space on D: (Gb)
1/11/2025	83	446	75	90	2,681	257
1/10/2025	83	446	74	90	2,681	257
1/9/2025	83	446	75	90	2,681	257
1/8/2025	83	446	74	90	2,681	257
1/7/2025	83	446	74	90	2,681	257
1/6/2025	83	446	74	90	2,681	257
1/5/2025	83	446	77	90	2,681	257

## Harddisk Usage LLG\_ABSDB01

	Free disk space on C: (%)	Total disk space on C: (Gb)	Used disk space on C: (Gb)	Free disk space on D: (%)	Total disk space on D: (Gb)	Used disk space on D: (Gb)	Free disk space on E: (%)	Total disk space on E: (Gb)	Used disk space on E: (Gb)
1/11/2025	88	446	54	71	1,605	464	68	1,077	345
1/10/2025	88	446	54	71	1,605	464	68	1,077	343
1/9/2025	88	446	54	71	1,605	464	68	1,077	343
1/8/2025	88	446	54	71	1,605	464	68	1,077	343
1/7/2025	88	446	55	71	1,605	464	68	1,077	343
1/6/2025	87	446	56	71	1,605	464	68	1,077	348
1/5/2025	88	446	55	71	1,605	464	67	1,077	359

# Weekly SLA Customer Report

Customer LLG\_Production  
Database ID 148



Harddisk Usage LLG\_ABSDB02

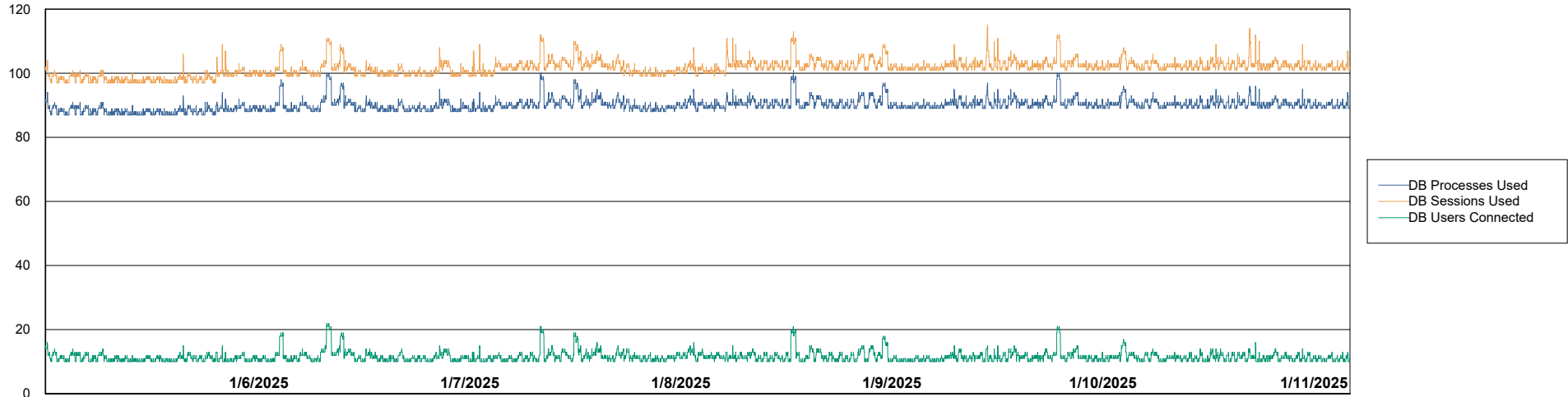
	Free disk space on C: (%)	Total disk space on C: (Gb)	Used disk space on C: (Gb)	Free disk space on D: (%)	Total disk space on D: (Gb)	Used disk space on D: (Gb)	Free disk space on E: (%)	Total disk space on E: (Gb)	Used disk space on E: (Gb)
1/11/2025	25	446	335	63	1,605	595	99	1,077	7
1/10/2025	25	446	335	63	1,605	595	98	1,077	20
1/9/2025	25	446	335	63	1,605	595	83	1,077	183
1/8/2025	25	446	335	63	1,605	595	83	1,077	182
1/7/2025	25	446	335	63	1,605	595	83	1,077	180
1/6/2025	26	446	330	63	1,605	595	83	1,077	181
1/5/2025	28	446	323	63	1,605	595	98	1,077	26

# Weekly SLA Customer Report

Customer LLG\_Production  
Database ID 148



Database Performance LLG\_ABSBI01\_BI\_PROD\_ABS1



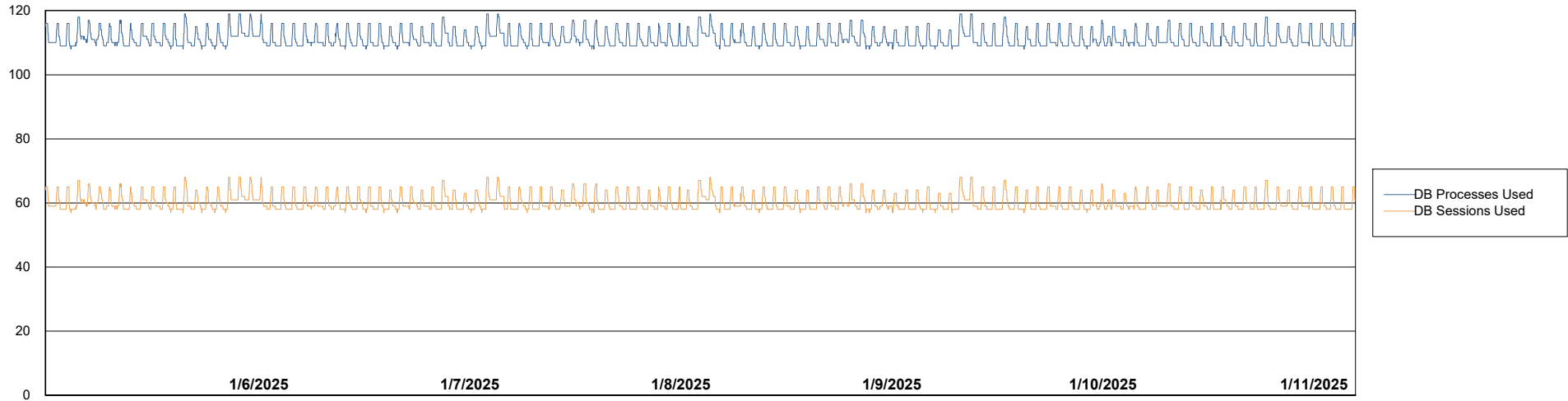
# Weekly SLA Customer Report

Customer LLG\_Production  
Database ID 148



## Database Performance LLG\_ABSDB02\_PROD\_HSBABS1

DB Processes Max 4  
DB Processes Max 0  
DB Processes Max 300

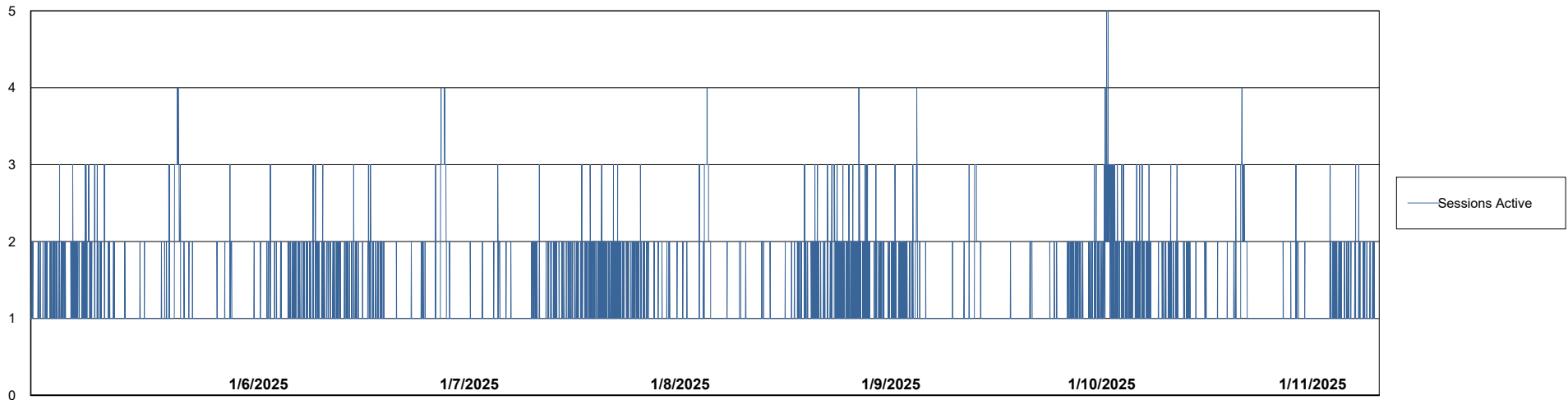
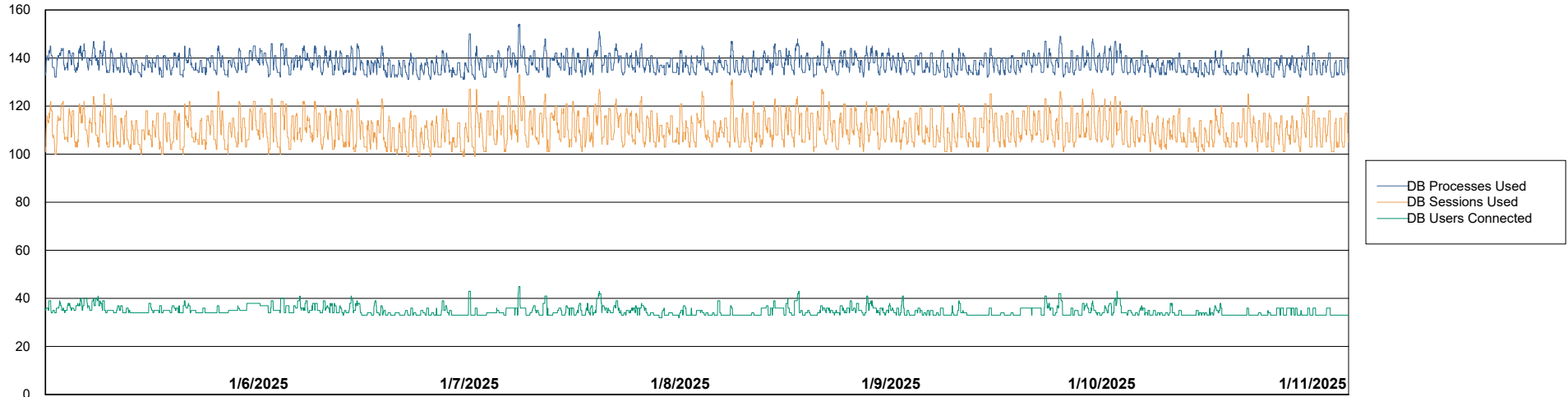


# Weekly SLA Customer Report

Customer LLG\_Production  
Database ID 148



## Database Performance LLG\_ABSDB1\_PROD\_ABS1



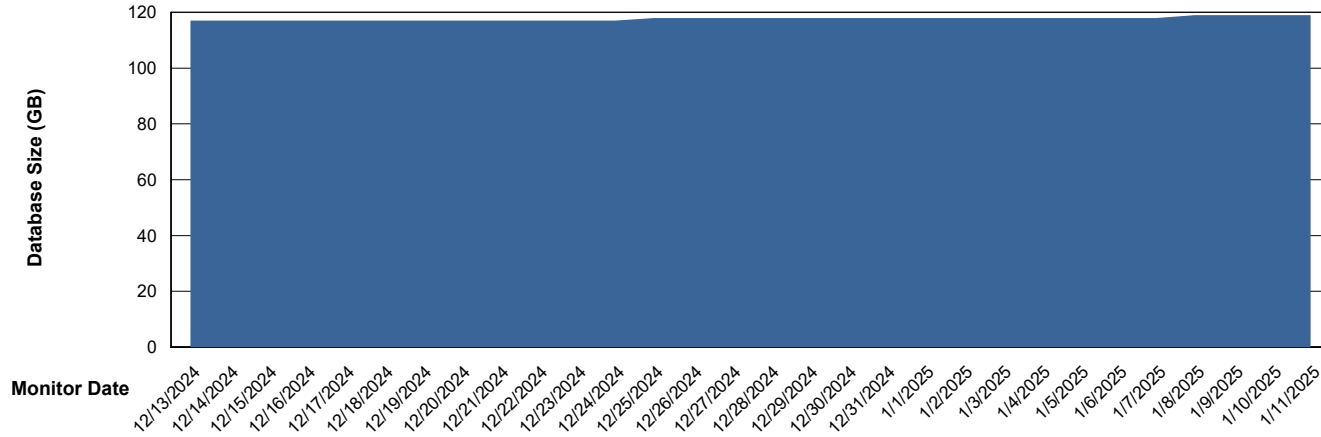
# Weekly SLA Customer Report

Customer    LLG\_Production  
Database ID    148



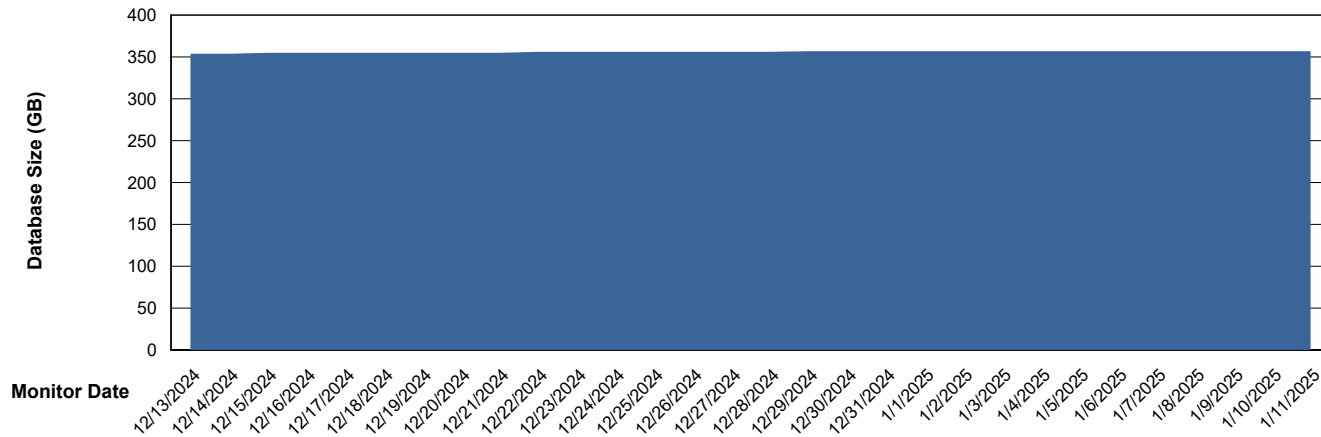
DATABASE SIZE    LLG\_ABSBI01\_BI\_PROD\_ABS1

### Database growth over last month



DATABASE SIZE    LLG\_ABSDB1\_PROD\_ABS1

### Database growth over last month



# Weekly SLA Customer Report

Customer      LLG\_Production  
 Database ID    148



Database Tablespace      LLG\_ABSBI01\_BI\_PROD\_ABS1

Date	Tablespace Name	Filesize (Gb)	Usedsize (Gb)	Percentage free
1/11/2025	ABSDATA	64	49	24
	INDX	76	62	19
1/10/2025	ABSDATA	64	49	24
	INDX	76	62	19
1/9/2025	ABSDATA	64	49	24
	INDX	76	62	19
1/8/2025	ABSDATA	64	49	24
	INDX	76	62	19
1/7/2025	ABSDATA	64	49	24
	INDX	76	62	19
1/6/2025	ABSDATA	64	49	24
	INDX	76	62	19
1/5/2025	ABSDATA	64	49	24
	INDX	76	62	19

# Weekly SLA Customer Report

Customer LLG\_Production  
 Database ID 148



Database Tablespace LLG\_ABSDB1\_PROD\_ABS1

Date	Tablespace Name	Filesize (Gb)	Usedsize (Gb)	Percentage free
1/11/2025	ABSDATA	178	146	18
	INDX	235	196	17
1/10/2025	ABSDATA	178	146	18
	INDX	235	196	17
1/9/2025	ABSDATA	178	146	18
	INDX	235	196	17
1/8/2025	ABSDATA	178	146	18
	INDX	235	196	17
1/7/2025	ABSDATA	178	146	18
	INDX	235	196	17
1/6/2025	ABSDATA	178	146	18
	INDX	235	196	17
1/5/2025	ABSDATA	178	146	18
	INDX	235	196	17

BI Status and last ETL error for LLG\_ABSBI01\_BI\_PROD\_ABS1

	Mon 6/1/2025	Tue 7/1/2025	Wed 8/1/2025	Thu 9/1/2025	Fri 10/1/2025	Sat 11/1/2025
<b>ABS DataWarehouse ETL Health</b>	OK	OK	OK	OK	OK	OK
<b>ABS DWHStaging ETL Health</b>	OK	OK	OK	OK	OK	OK

# Weekly SLA Customer Report

Customer LLG\_Production  
Database ID 148



BI last ETL error for	LLG_ABSBI01_BI_PROD_ABS1
-----------------------	--------------------------

Sun, 5-01-2025	None
Sun, 5-01-2025	None
Thu, 9-01-2025	None
Tue, 7-01-2025	None
Wed, 8-01-2025	None
Tue, 7-01-2025	None
Sat, 11-01-2025	None
Thu, 9-01-2025	None
Wed, 8-01-2025	None
Fri, 10-01-2025	None
Fri, 10-01-2025	None
Sat, 11-01-2025	None
Mon, 6-01-2025	None
Mon, 6-01-2025	None

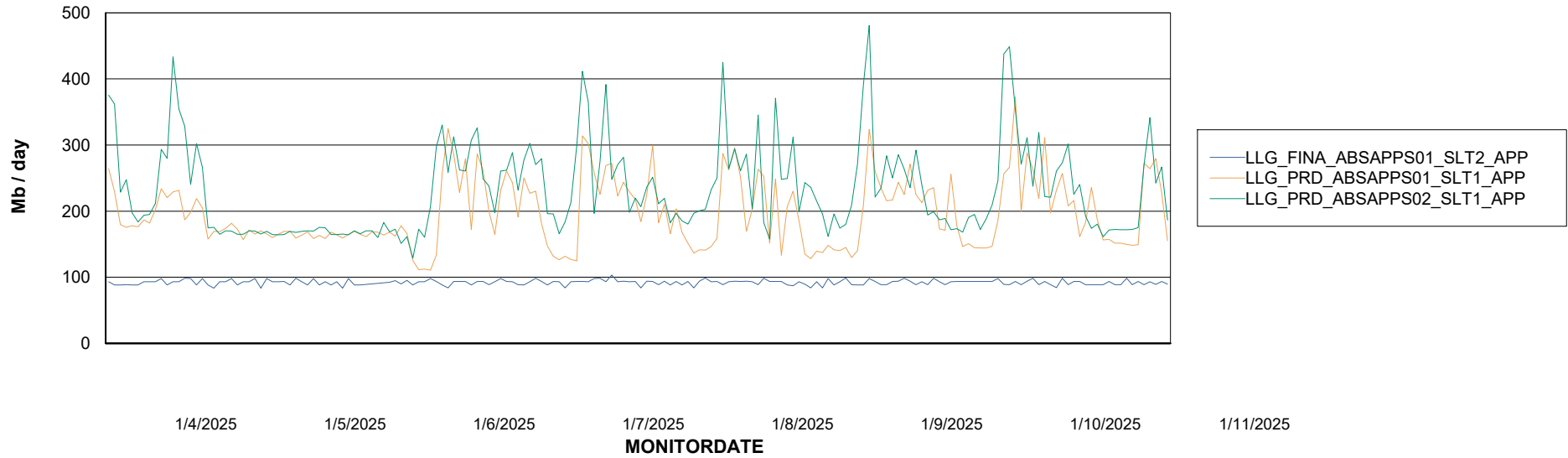
# Weekly SLA Customer Report

Customer LLG\_Production  
Database ID 148

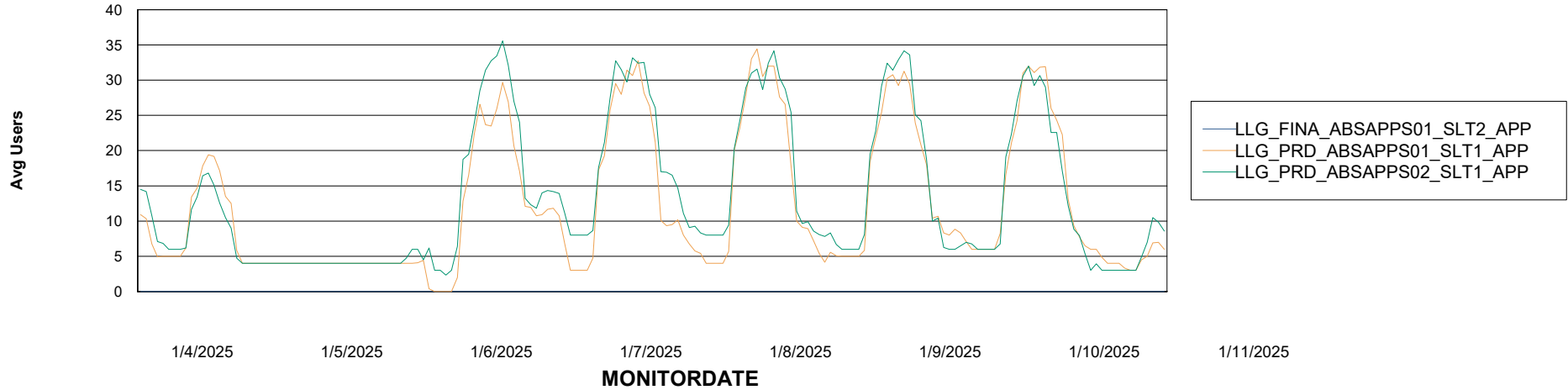


## ABSSolute Application Server Services

### Avg memory used per ABS Server Service



### Avg users per day per ABS server



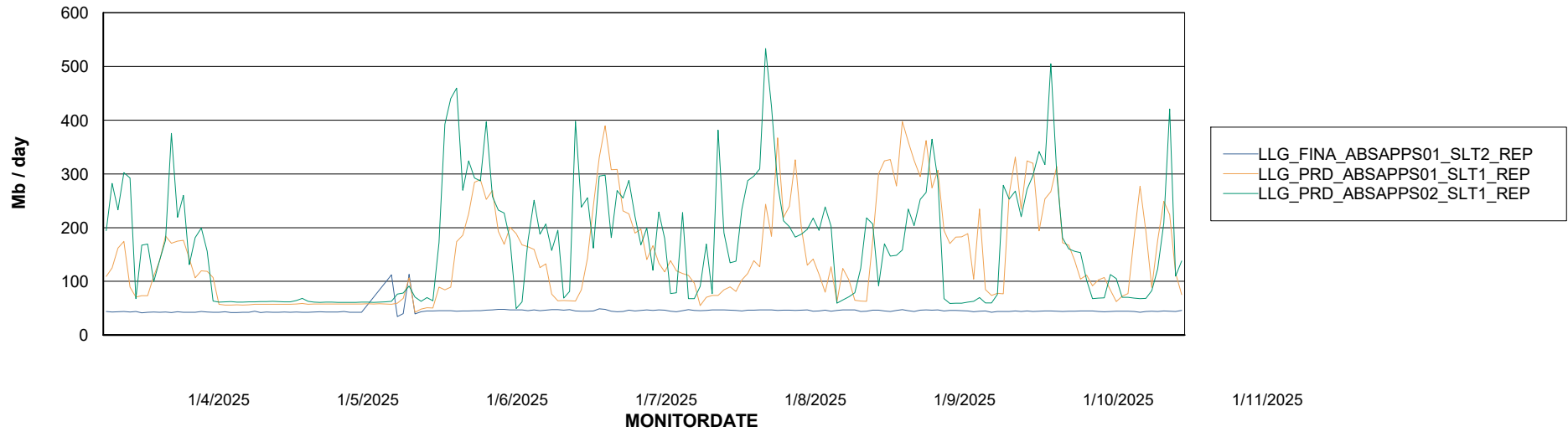
# Weekly SLA Customer Report

Customer LLG\_Production  
Database ID 148



## ABSSolute Application ReportServer Services

### Avg memory used per ReportServer Service



### Disaster per ABS component

