

Weekly SLA Customer Report

Customer NIX_Production
 Database ID 51



Harddisk Usage NIX_PRD_ABSAPP01

	Free disk space on C: (%)	Total disk space on C: (Gb)	Used disk space on C: (Gb)	Free disk space on E: (%)	Total disk space on E: (Gb)	Used disk space on E: (Gb)
1/4/2025	60	207	83	100	98	0
1/3/2025	60	207	83	100	98	0
1/2/2025	60	207	83	100	98	0
1/1/2025	60	207	83	100	98	0
12/31/2024	60	207	83	100	98	0
12/30/2024	60	207	83	100	98	0
12/29/2024	60	207	83	100	98	0

Harddisk Usage NIX_PRD_ABSAPP04

	Free disk space on C: (%)	Total disk space on C: (Gb)	Used disk space on C: (Gb)
1/4/2025	24	127	96
1/3/2025	24	127	96
1/2/2025	24	127	96
1/1/2025	24	127	96
12/31/2024	24	127	96
12/30/2024	24	127	96
12/29/2024	23	127	98

Weekly SLA Customer Report

Customer NIX_Production
 Database ID 51



Harddisk Usage NIX_PRD_ABSBI

	Free disk space on C: (%)	Total disk space on C: (Gb)	Used disk space on C: (Gb)	Free disk space on E: (%)	Total disk space on E: (Gb)	Used disk space on E: (Gb)
1/4/2025	58	179	75	49	700	357
1/3/2025	58	179	75	49	700	355
1/2/2025	58	179	75	49	700	355
1/1/2025	58	179	75	49	700	355
12/31/2024	58	179	75	49	700	355
12/30/2024	58	179	75	49	700	355
12/29/2024	58	179	75	49	700	355

Harddisk Usage NIX_PRD_ABSDB01

	Free disk space on C: (%)	Total disk space on C: (Gb)	Used disk space on C: (Gb)	Free disk space on D: (%)	Total disk space on D: (Gb)	Used disk space on D: (Gb)	Free disk space on E: (%)	Total disk space on E: (Gb)	Used disk space on E: (Gb)	Free disk space on F: (%)
1/4/2025	87	554	74	33	586	390	36	605	386	65
1/3/2025	87	554	74	33	586	390	37	605	384	62
1/2/2025	86	554	76	33	586	390	37	605	383	46
1/1/2025	87	554	73	34	586	386	36	605	386	54
12/31/2024	87	554	74	34	586	384	37	605	382	48
12/30/2024	87	554	73	34	586	384	37	605	381	45
12/29/2024	87	554	75	34	586	384	36	605	387	41

Weekly SLA Customer Report

Customer NIX_Production
 Database ID 51



Harddisk Usage NIX_PRD_ABSDB02

	Free disk space on C: (%)	Total disk space on C: (Gb)	Used disk space on C: (Gb)	Free disk space on D: (%)	Total disk space on D: (Gb)	Used disk space on D: (Gb)	Free disk space on E: (%)	Total disk space on E: (Gb)	Used disk space on E: (Gb)	Free disk space on F: (%)
1/4/2025	86	574	80	26	488	360	44	684	386	100
1/3/2025	86	574	79	26	488	360	44	684	384	100
1/2/2025	86	574	79	26	488	360	44	684	383	100
1/1/2025	85	574	88	27	488	356	43	684	388	98
12/31/2024	86	574	79	27	488	354	44	684	382	100
12/30/2024	86	574	79	27	488	354	44	684	381	100
12/29/2024	86	574	79	27	488	354	43	684	387	100

Harddisk Usage NIX_PRD_ABSWEB02

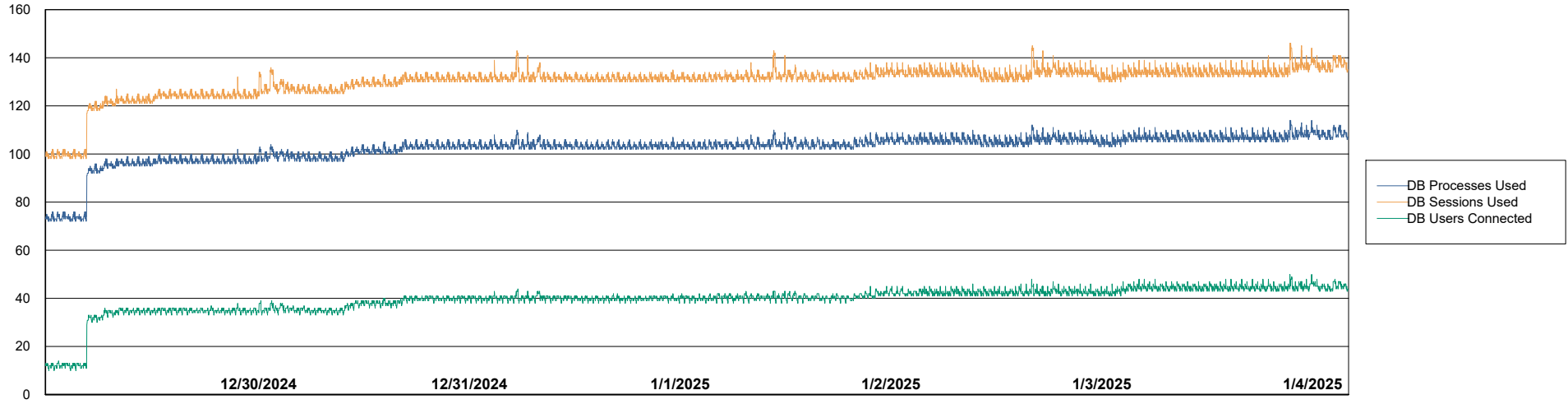
	Free disk space on C: (%)	Total disk space on C: (Gb)	Used disk space on C: (Gb)
1/4/2025	83	300	52
1/3/2025	83	300	52
1/2/2025	83	300	52
1/1/2025	83	300	52
12/31/2024	83	300	52
12/30/2024	83	300	52
12/29/2024	83	300	52

Weekly SLA Customer Report

Customer NIX_Production
Database ID 51



Database Performance NIX_PRD_ABSBI_ABS1

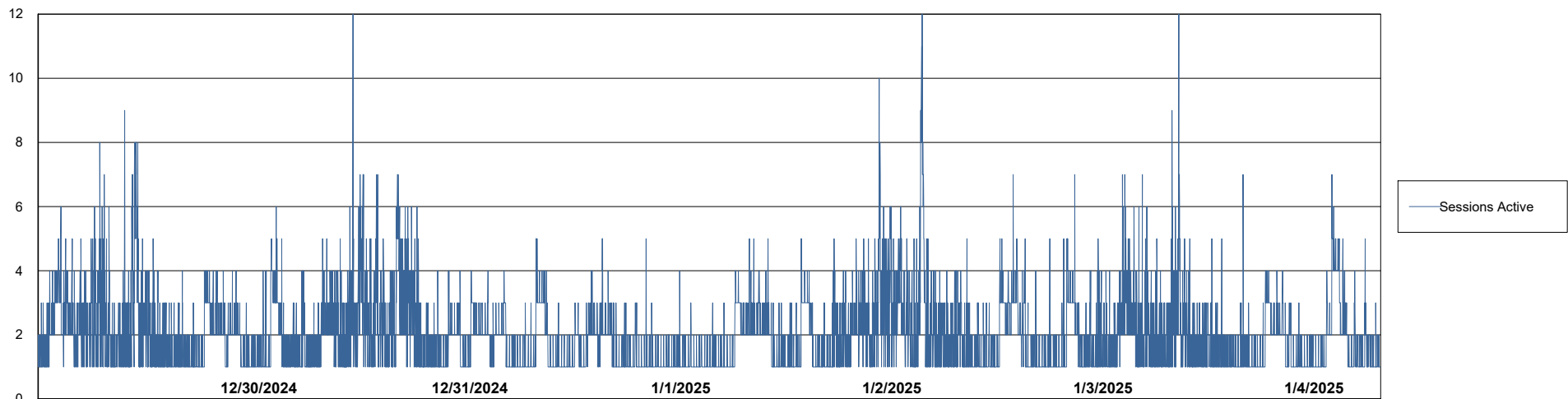
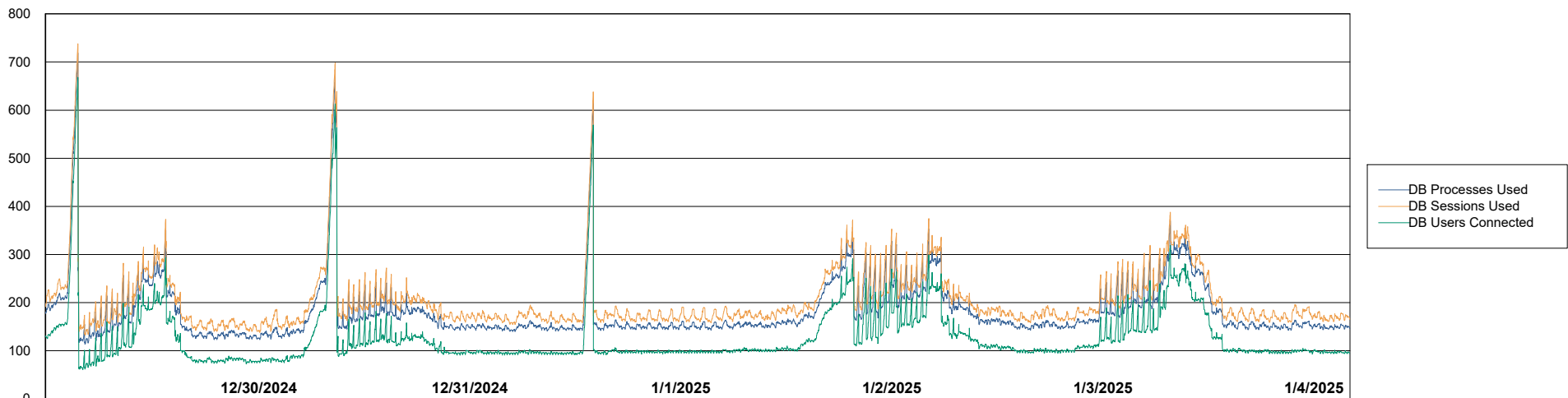


Weekly SLA Customer Report

Customer NIX_Production
Database ID 51



Database Performance NIX_PRD_ABSD01_ABS1



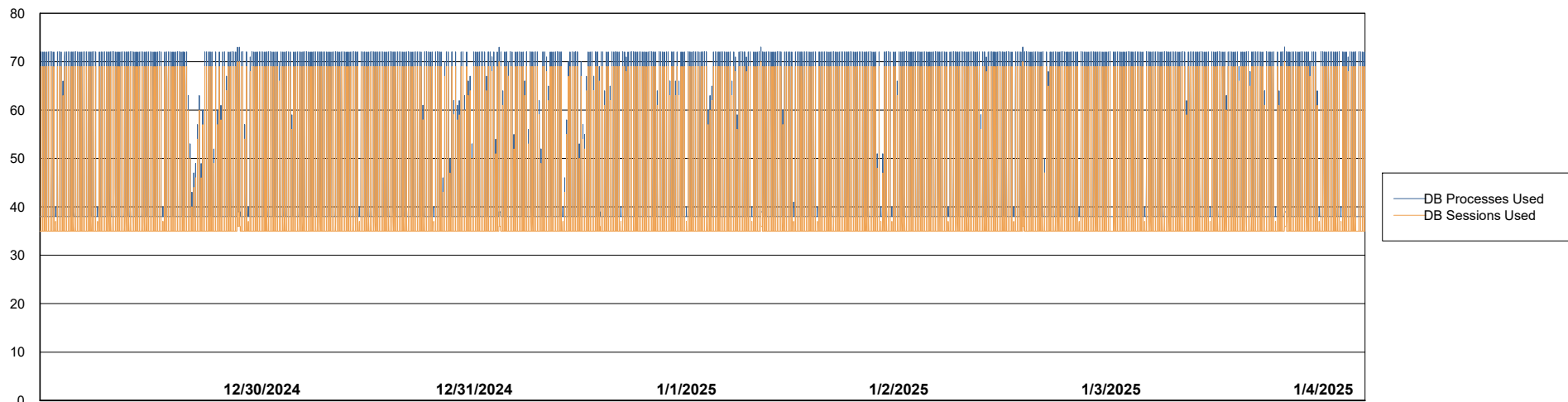
Weekly SLA Customer Report

Customer NIX_Production
Database ID 51



Database Performance NIX_PRD_ABSDB02_HSBABS1

DB Processes Max 300



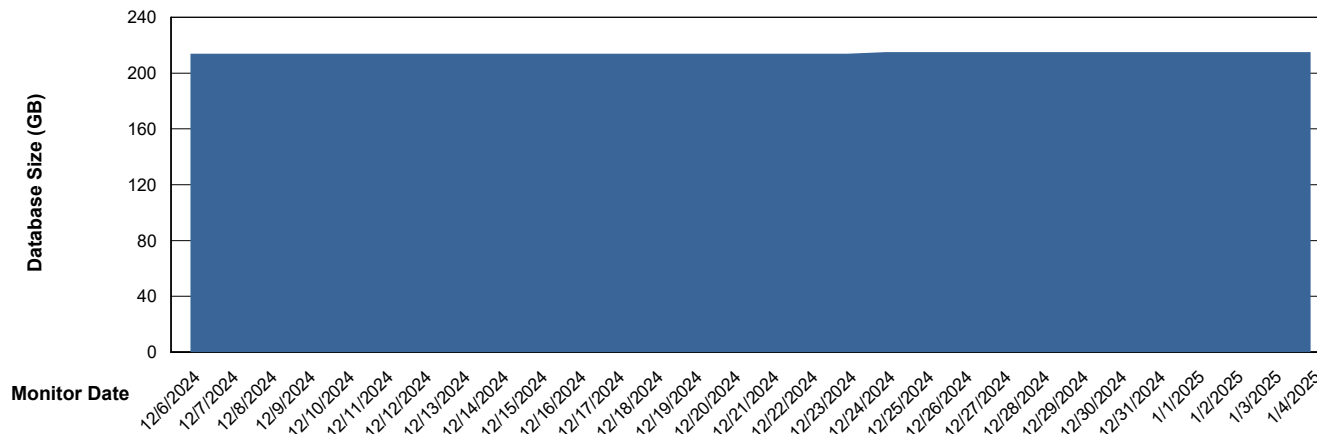
Weekly SLA Customer Report

Customer NIX_Production
Database ID 51



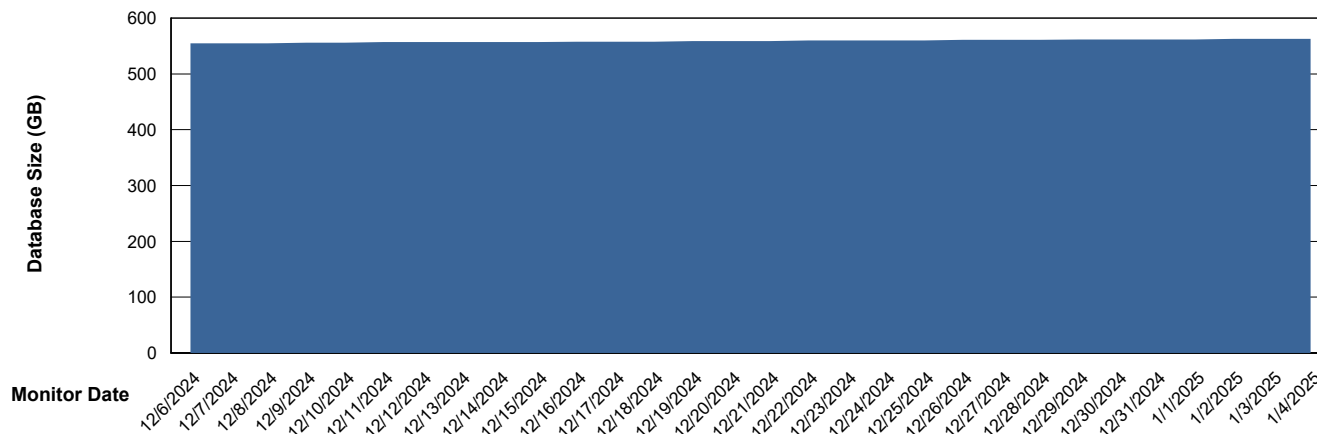
DATABASE SIZE NIX_PRD_ABSBI_ABS1

Database growth over last month



DATABASE SIZE NIX_PRD_ABSDB01_ABS1

Database growth over last month



Weekly SLA Customer Report

Customer NIX_Production
 Database ID 51



Database Tablespace NIX_PRD_ABSBI_ABS1

Date	Tablespace Name	Filesize (Gb)	Usedsize (Gb)	Percentage free
1/4/2025	ABSDATA	115	94	18
	INDX	147	120	18
1/3/2025	ABSDATA	115	94	18
	INDX	147	120	18
1/2/2025	ABSDATA	115	94	18
	INDX	147	120	18
1/1/2025	ABSDATA	115	94	18
	INDX	147	120	18
12/31/2024	ABSDATA	115	94	18
	INDX	147	120	18
12/30/2024	ABSDATA	115	94	18
	INDX	147	120	19
12/29/2024	ABSDATA	115	94	18
	INDX	147	120	19

Weekly SLA Customer Report

Customer NIX_Production
 Database ID 51



Database Tablespace NIX_PRD_ABSD01_ABS1

Date	Tablespace Name	Filesize (Gb)	Usedsize (Gb)	Percentage free
1/4/2025	ABSDATA	291	245	16
	INDX	360	292	19
1/3/2025	ABSDATA	291	244	16
	INDX	360	292	19
1/2/2025	ABSDATA	291	244	16
	INDX	360	292	19
1/1/2025	ABSDATA	291	244	16
	INDX	360	292	19
12/31/2024	ABSDATA	291	244	16
	INDX	360	292	19
12/30/2024	ABSDATA	291	243	16
	INDX	360	292	19
12/29/2024	ABSDATA	291	243	16
	INDX	360	292	19

BI Status and last ETL error for NIX_PRD_ABSBI_ABS1

	Mon 30/12/2024	Tue 31/12/2024	Wed 1/1/2025	Thu 2/1/2025	Fri 3/1/2025	Sat 4/1/2025
ABS DataWarehouse ETL Health	OK	OK	OK	OK	OK	OK
ABS DWHStaging ETL Health	OK	OK	OK	OK	OK	OK

Weekly SLA Customer Report

Customer NIX_Production
Database ID 51



BI last ETL error for	NIX_PRD_ABSBI_ABS1
-----------------------	--------------------

Sun, 29-12-2024	None
Mon, 30-12-2024	None
Wed, 1-01-2025	None
Sat, 4-01-2025	None
Sun, 29-12-2024	None
Mon, 30-12-2024	None
Tue, 31-12-2024	None
Wed, 1-01-2025	None
Thu, 2-01-2025	None
Thu, 2-01-2025	None
Sat, 4-01-2025	None
Tue, 31-12-2024	None
Fri, 3-01-2025	None
Fri, 3-01-2025	None

Weekly SLA Customer Report

Customer NIX_Production
Database ID 51



Standby Database Health NIX_Production

Recovery lag for last 7 days



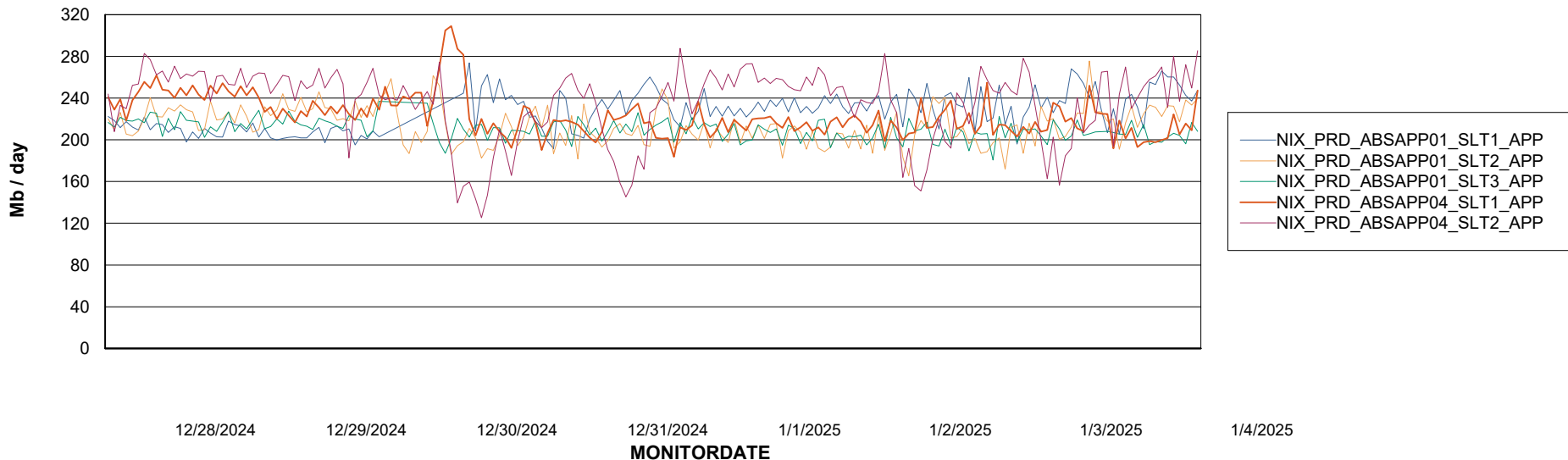
Weekly SLA Customer Report

Customer NIX_Production
Database ID 51

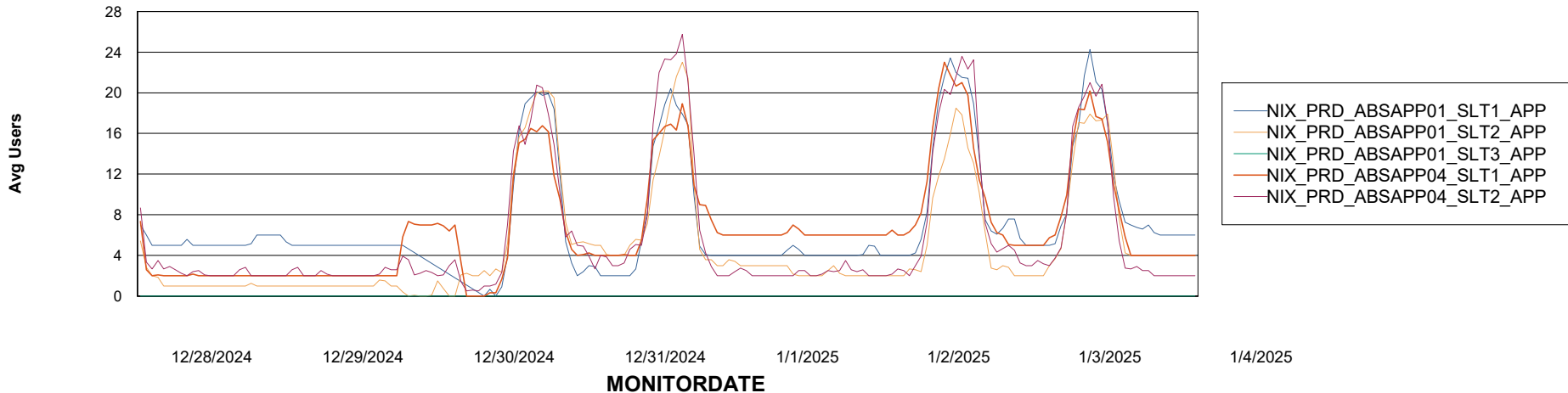


ABSSolute Application Server Services

Avg memory used per ABS Server Service



Avg users per day per ABS server



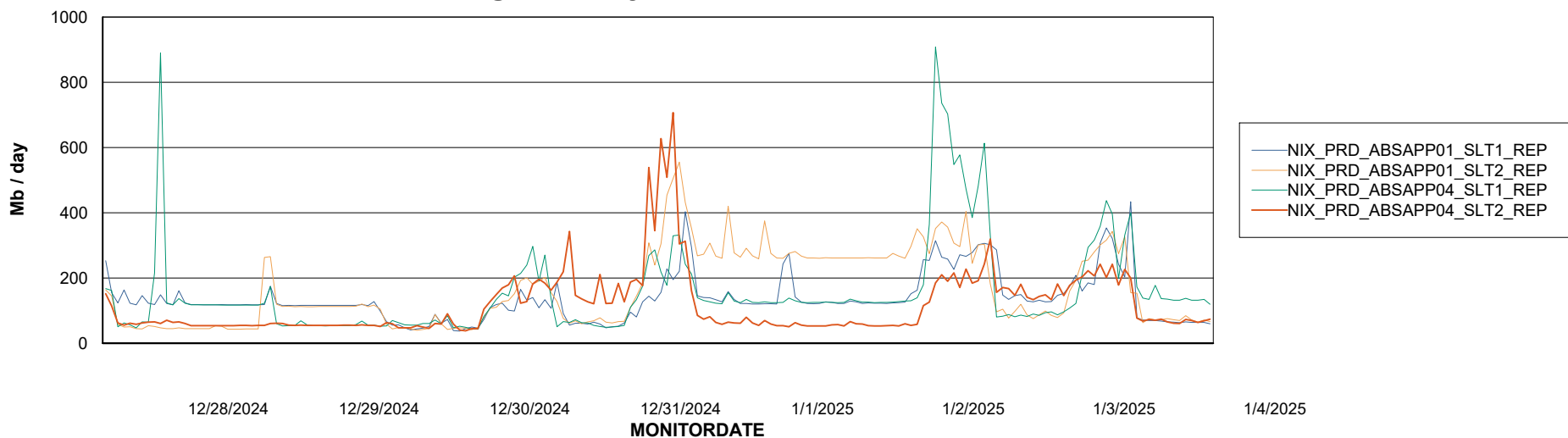
Weekly SLA Customer Report

Customer NIX_Production
Database ID 51



ABSSolute Application ReportServer Services

Avg memory used per ReportServer Service



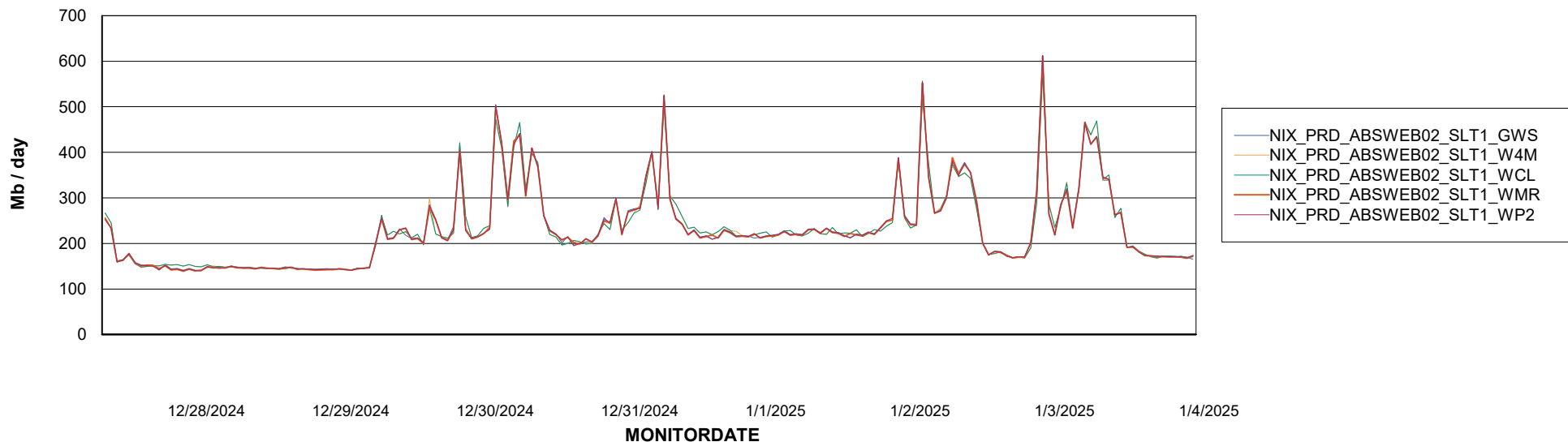
Weekly SLA Customer Report

Customer NIX_Production
Database ID 51



ABSolute Web Component Services

Avg memory used per ABS Web component



Weekly SLA Customer Report

Customer NIX_Production
Database ID 51



Disaster per ABS component

