

# Weekly SLA Customer Report

Customer LLG\_Production  
 Database ID 148



Harddisk Usage LLG\_ABSAPPS01

	Free disk space on C: (%)	Total disk space on C: (Gb)	Used disk space on C: (Gb)	Free disk space on D: (%)	Total disk space on D: (Gb)	Used disk space on D: (Gb)
1/4/2025	88	500	62	98	393	9
1/3/2025	88	500	62	98	393	9
1/2/2025	88	500	62	98	393	9
1/1/2025	88	500	62	98	393	9
12/31/2024	88	500	62	98	393	9
12/30/2024	88	500	62	98	393	9
12/29/2024	88	500	62	98	393	9

Harddisk Usage LLG\_ABSApps02

	Free disk space on C: (%)	Total disk space on C: (Gb)	Used disk space on C: (Gb)	Free disk space on D: (%)	Total disk space on D: (Gb)	Used disk space on D: (Gb)
1/4/2025	92	500	42	96	393	15
1/3/2025	92	500	42	96	393	15
1/2/2025	92	500	42	96	393	15
1/1/2025	92	500	42	96	393	15
12/31/2024	92	500	42	96	393	15
12/30/2024	92	500	42	96	393	15
12/29/2024	92	500	42	96	393	15

# Weekly SLA Customer Report

Customer LLG\_Production  
 Database ID 148



Harddisk Usage LLG\_ABSBI01

	Free disk space on C: (%)	Total disk space on C: (Gb)	Used disk space on C: (Gb)	Free disk space on D: (%)	Total disk space on D: (Gb)	Used disk space on D: (Gb)
1/4/2025	83	446	77	90	2,681	257
1/3/2025	83	446	77	90	2,681	257
1/2/2025	83	446	77	90	2,681	257
1/1/2025	83	446	77	90	2,681	257
12/31/2024	83	446	77	90	2,681	257
12/30/2024	83	446	77	90	2,681	257
12/29/2024	83	446	77	90	2,681	257

Harddisk Usage LLG\_ABSDB01

	Free disk space on C: (%)	Total disk space on C: (Gb)	Used disk space on C: (Gb)	Free disk space on D: (%)	Total disk space on D: (Gb)	Used disk space on D: (Gb)	Free disk space on E: (%)	Total disk space on E: (Gb)	Used disk space on E: (Gb)
1/4/2025	88	446	55	71	1,605	464	68	1,077	344
1/3/2025	88	446	55	71	1,605	464	68	1,077	344
1/2/2025	88	446	55	71	1,605	464	68	1,077	344
1/1/2025	88	446	55	71	1,605	464	68	1,077	343
12/31/2024	88	446	55	71	1,605	464	68	1,077	343
12/30/2024	88	446	55	71	1,605	464	68	1,077	347
12/29/2024	88	446	55	71	1,605	464	67	1,077	359

# Weekly SLA Customer Report

Customer LLG\_Production  
Database ID 148



Harddisk Usage LLG\_ABSDB02

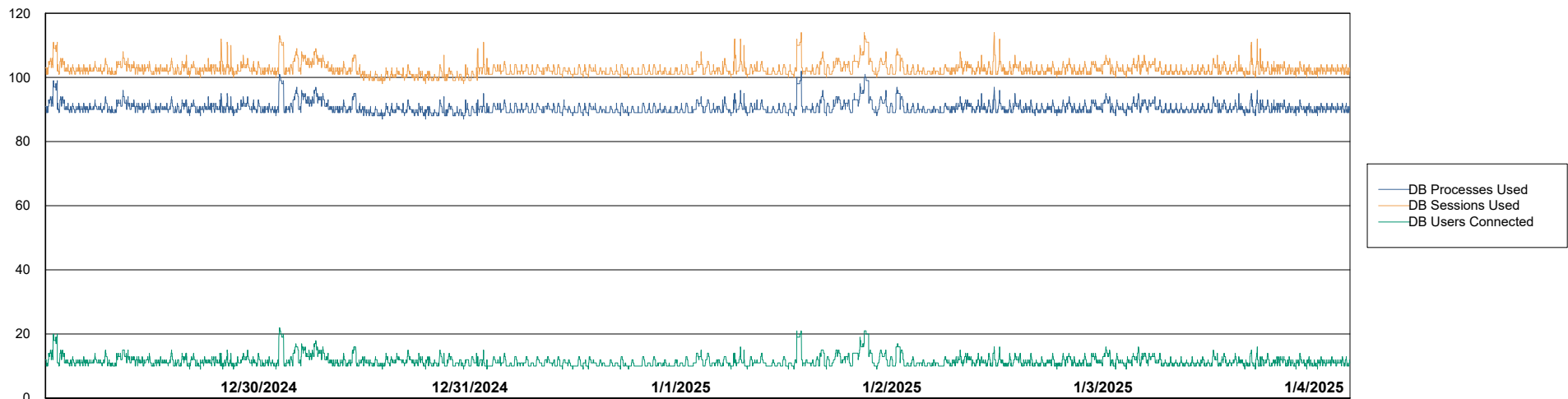
	Free disk space on C: (%)	Total disk space on C: (Gb)	Used disk space on C: (Gb)	Free disk space on D: (%)	Total disk space on D: (Gb)	Used disk space on D: (Gb)	Free disk space on E: (%)	Total disk space on E: (Gb)	Used disk space on E: (Gb)
1/4/2025	28	446	323	63	1,605	595	99	1,077	7
1/3/2025	28	446	323	63	1,605	595	98	1,077	20
1/2/2025	28	446	323	63	1,605	595	83	1,077	183
1/1/2025	28	446	323	63	1,605	595	83	1,077	182
12/31/2024	28	446	323	63	1,605	595	83	1,077	180
12/30/2024	29	446	318	63	1,605	595	83	1,077	181
12/29/2024	30	446	312	63	1,605	595	98	1,077	26

# Weekly SLA Customer Report

Customer LLG\_Production  
Database ID 148



## Database Performance LLG\_ABSBI01\_BI\_PROD\_ABS1



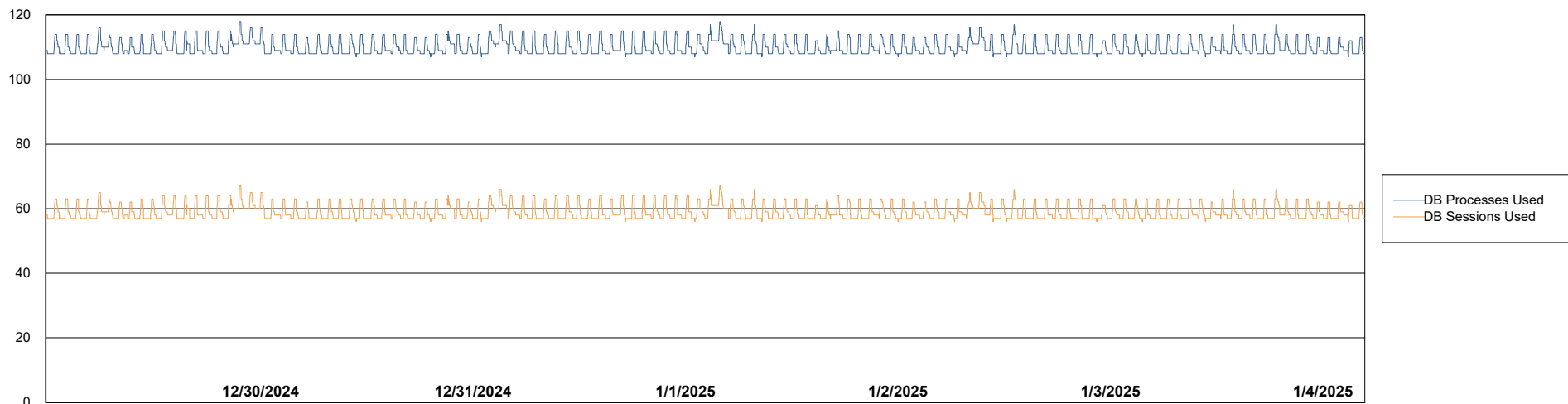
# Weekly SLA Customer Report

Customer LLG\_Production  
Database ID 148



## Database Performance LLG\_ABSDB02\_PROD\_HSBABS1

DB Processes Max 300  
DB Processes Max 4  
DB Processes Max 0

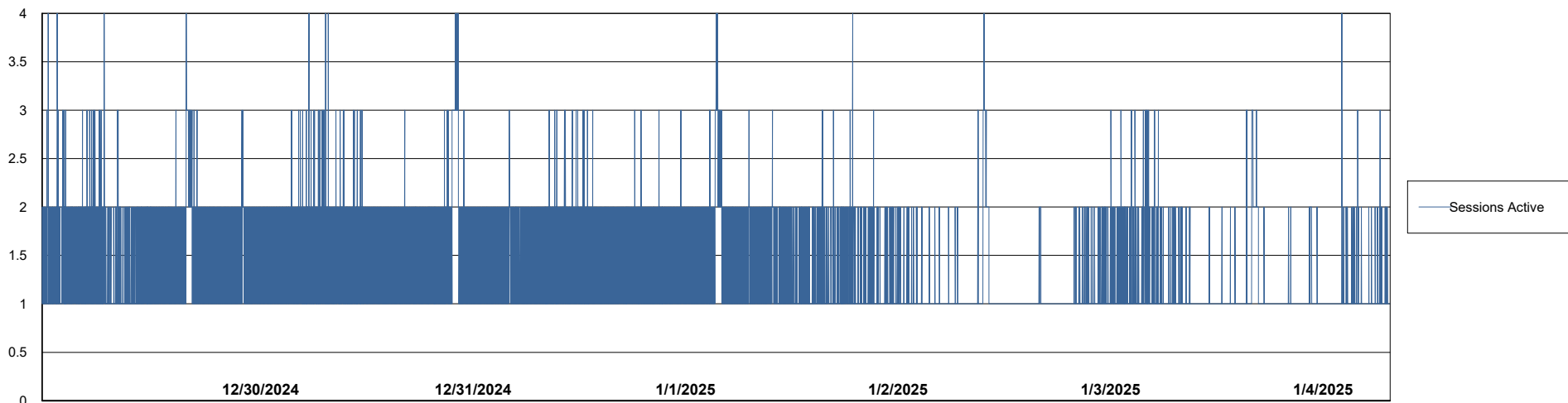
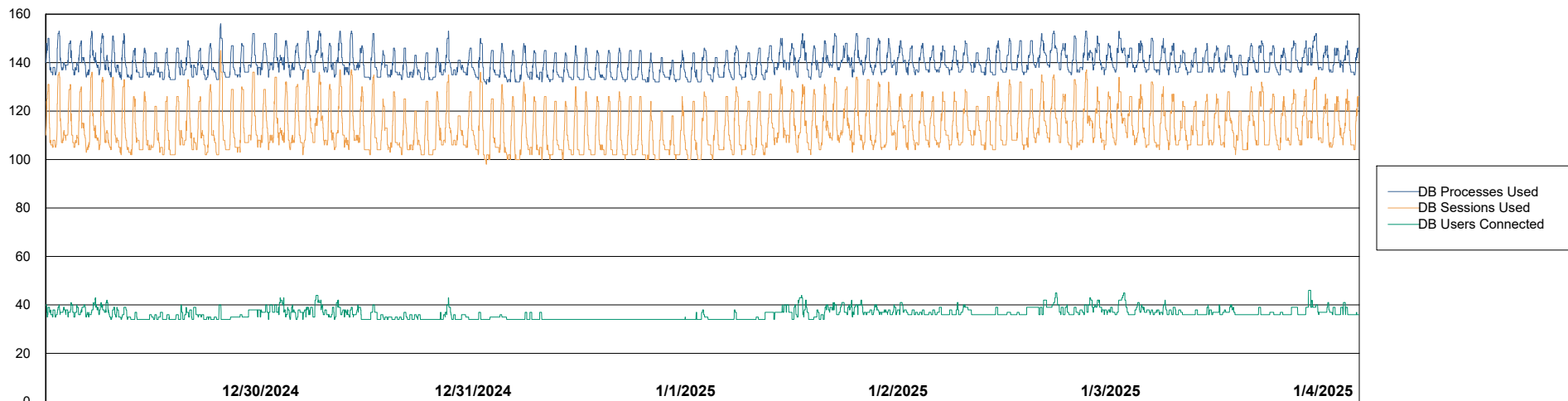


# Weekly SLA Customer Report

Customer LLG\_Production  
Database ID 148



## Database Performance LLG\_ABSDB1\_PROD\_ABS1



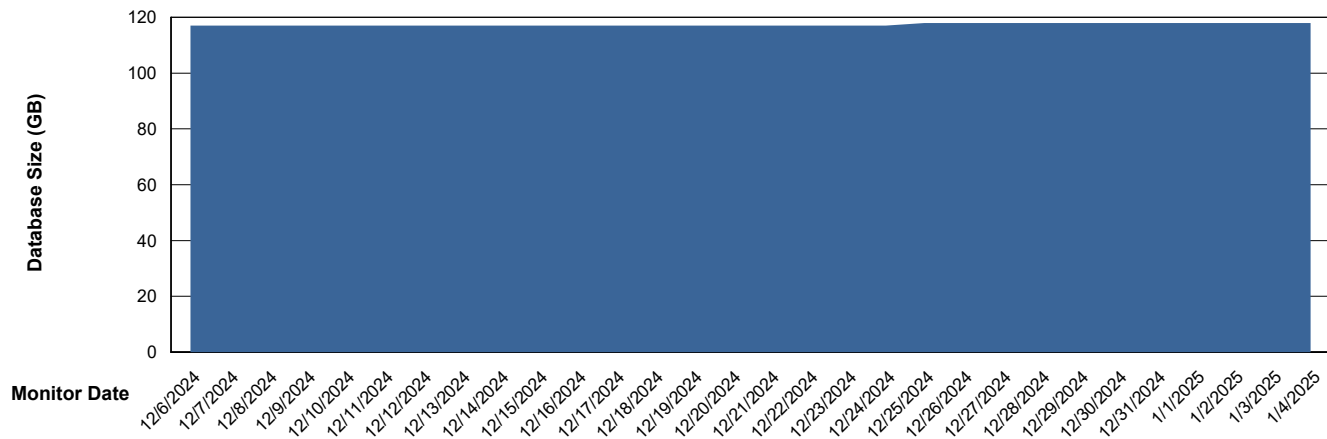
# Weekly SLA Customer Report

Customer LLG\_Production  
Database ID 148



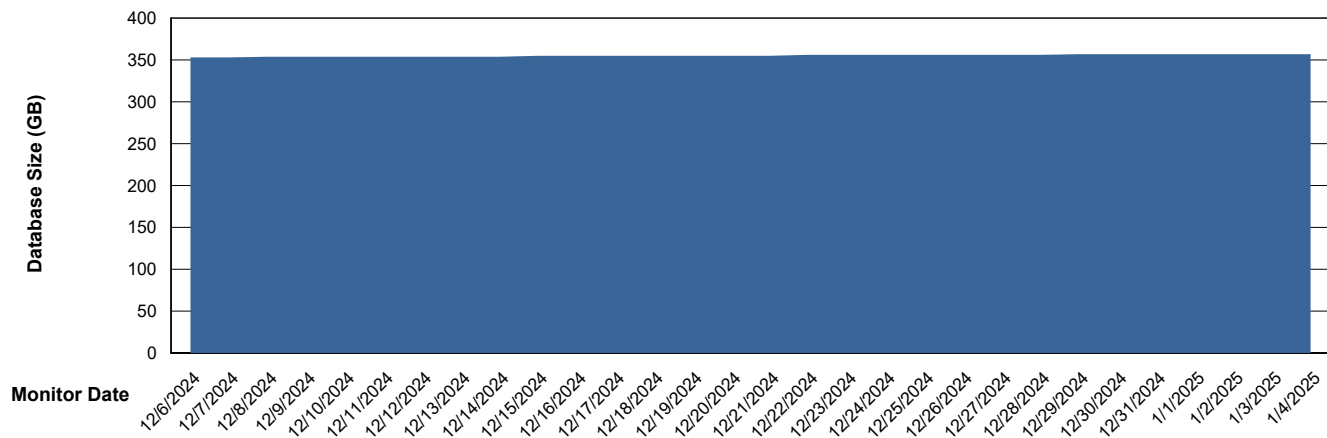
DATABASE SIZE LLG\_ABSBI01\_BI\_PROD\_ABS1

### Database growth over last month



DATABASE SIZE LLG\_ABSDB1\_PROD\_ABS1

### Database growth over last month



# Weekly SLA Customer Report

Customer      LLG\_Production  
 Database ID    148



Database Tablespace      LLG\_ABSBI01\_BI\_PROD\_ABS1

Date	Tablespace Name	Filesize (Gb)	Usedsize (Gb)	Percentage free
1/4/2025	ABSDATA	64	49	24
	INDX	76	61	19
1/3/2025	ABSDATA	64	49	24
	INDX	76	61	19
1/2/2025	ABSDATA	64	48	24
	INDX	76	61	19
1/1/2025	ABSDATA	64	48	24
	INDX	76	61	19
12/31/2024	ABSDATA	64	48	24
	INDX	76	61	19
12/30/2024	ABSDATA	64	48	24
	INDX	76	61	19
12/29/2024	ABSDATA	64	48	24
	INDX	76	61	19

# Weekly SLA Customer Report

Customer LLG\_Production  
 Database ID 148



Database Tablespace LLG\_ABSDB1\_PROD\_ABS1

Date	Tablespace Name	Filesize (Gb)	Usedsize (Gb)	Percentage free
1/4/2025	ABSDATA	178	146	18
	INDX	235	196	17
1/3/2025	ABSDATA	178	146	18
	INDX	235	196	17
1/2/2025	ABSDATA	178	146	18
	INDX	235	196	17
1/1/2025	ABSDATA	178	146	18
	INDX	235	196	17
12/31/2024	ABSDATA	178	146	18
	INDX	235	196	17
12/30/2024	ABSDATA	178	146	18
	INDX	235	196	17
12/29/2024	ABSDATA	178	146	18
	INDX	235	196	17

BI Status and last ETL error for LLG\_ABSBI01\_BI\_PROD\_ABS1

	Mon 30/12/2024	Tue 31/12/2024	Wed 1/1/2025	Thu 2/1/2025	Fri 3/1/2025	Sat 4/1/2025
<b>ABS DataWarehouse ETL Health</b>	OK	OK	OK	OK	OK	OK
<b>ABS DWHStaging ETL Health</b>	OK	OK	OK	OK	OK	OK

# Weekly SLA Customer Report

Customer LLG\_Production  
Database ID 148



BI last ETL error for	LLG_ABSBI01_BI_PROD_ABS1
-----------------------	--------------------------

Mon, 30-12-2024	None
Fri, 3-01-2025	None
Thu, 2-01-2025	None
Thu, 2-01-2025	None
Sat, 4-01-2025	None
Sat, 4-01-2025	None
Wed, 1-01-2025	None
Tue, 31-12-2024	None
Sun, 29-12-2024	None
Wed, 1-01-2025	None
Mon, 30-12-2024	None
Fri, 3-01-2025	None
Sun, 29-12-2024	None
Tue, 31-12-2024	None

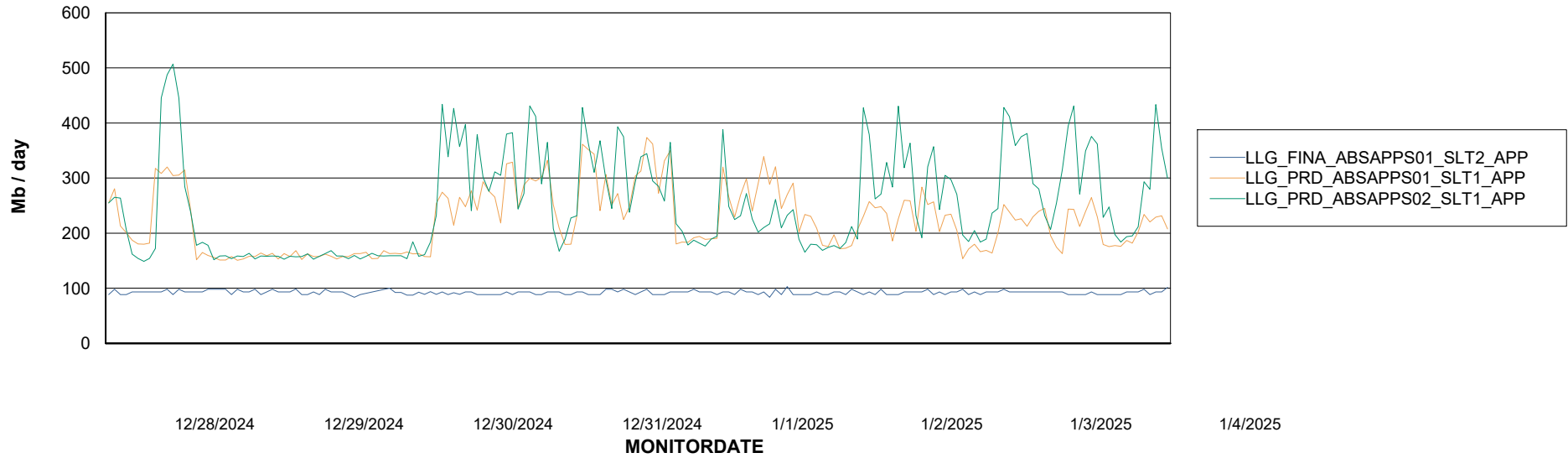
# Weekly SLA Customer Report

Customer LLG\_Production  
Database ID 148

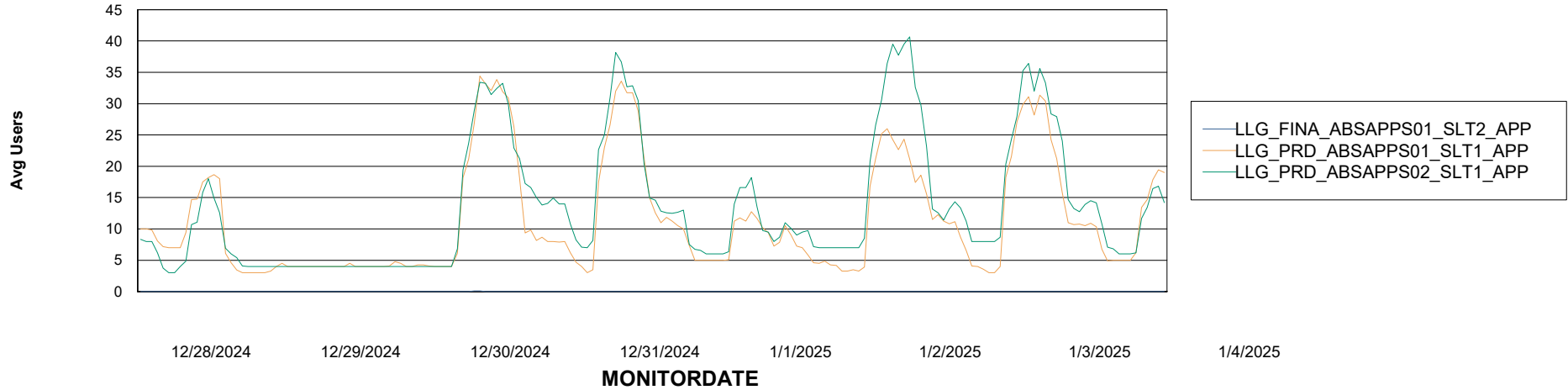


## ABSSolute Application Server Services

### Avg memory used per ABS Server Service



### Avg users per day per ABS server



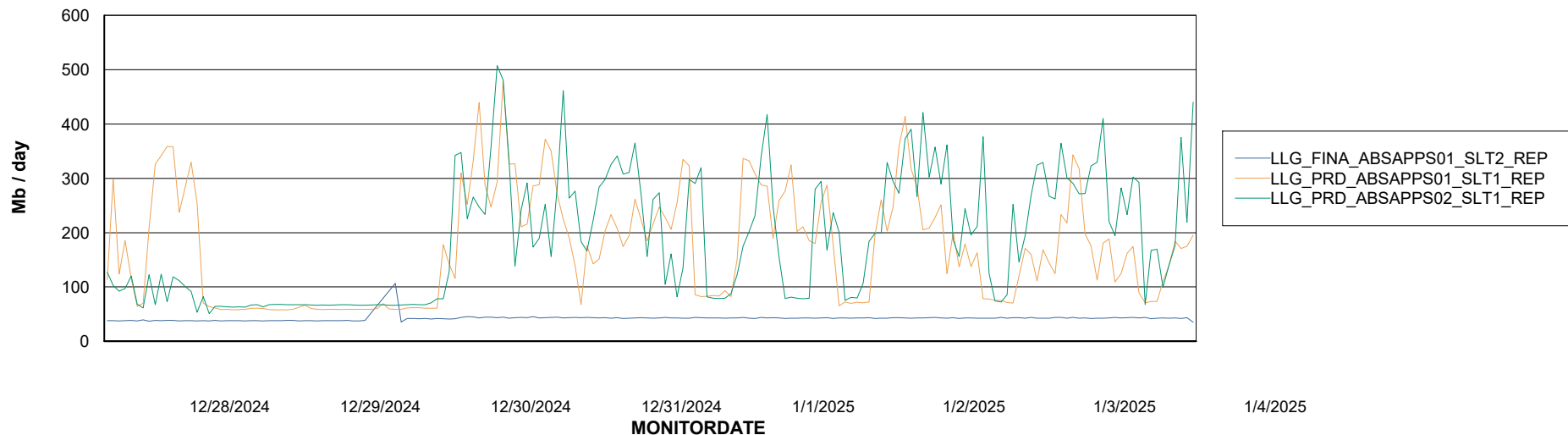
# Weekly SLA Customer Report

Customer LLG\_Production  
Database ID 148



## ABSSolute Application ReportServer Services

### Avg memory used per ReportServer Service



### Disaster per ABS component

