

Weekly SLA Customer Report

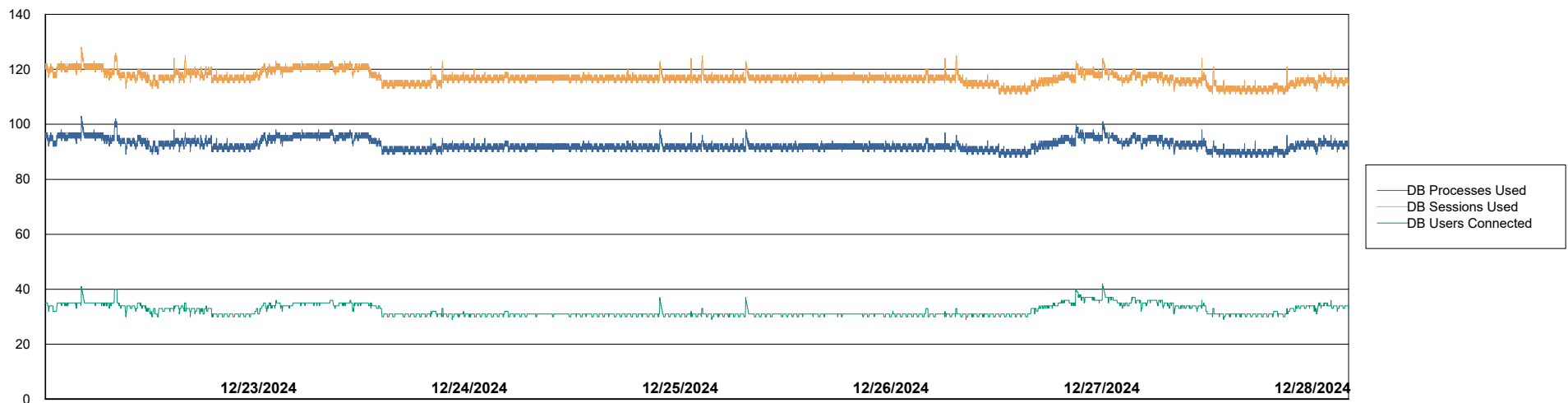
Customer RAS_Production
 Database ID 189



Harddisk Usage RAS_PRD_NEDLIN-ST-APP01

	Free disk space on C: (%)	Total disk space on C: (Gb)	Used disk space on C: (Gb)	Free disk space on D: (%)	Total disk space on D: (Gb)	Used disk space on D: (Gb)	Free disk space on E: (%)	Total disk space on E: (Gb)	Used disk space on E: (Gb)
12/28/2024	33	249	168	26	310	231	63	100	37
12/27/2024	33	249	167	26	310	230	66	100	34
12/26/2024	33	249	167	26	310	230	64	100	36
12/25/2024	33	249	166	26	310	230	62	100	38
12/24/2024	33	249	166	26	310	230	60	100	39
12/23/2024	34	249	165	26	310	230	61	100	39
12/22/2024	34	249	165	26	310	230	60	100	40

Database Performance RAS_PRD_NEDLIN-ST-APP01_ABS1



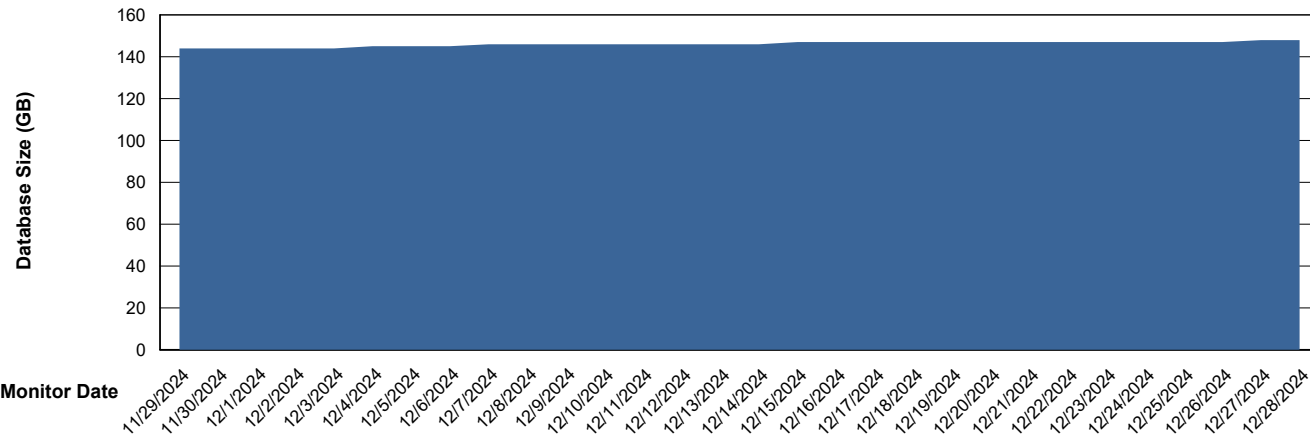
Weekly SLA Customer Report

Customer RAS_Production
 Database ID 189



DATABASE SIZE RAS_PRD_NEDLIN-ST-APP01_ABS1

Database growth over last month



Database Tablespace RAS_PRD_NEDLIN-ST-APP01_ABS1

Date	Tablespace Name	Filesize (Gb)	Usedsize (Gb)	Percentage free
12/28/2024	ABSDATA	60	38	37
	INDX	128	95	26
12/27/2024	ABSDATA	60	38	37
	INDX	128	95	26
12/26/2024	ABSDATA	60	38	37
	INDX	128	95	26
12/25/2024	ABSDATA	60	38	37
	INDX	128	95	26
12/24/2024	ABSDATA	60	38	37
	INDX	128	95	26
12/23/2024	ABSDATA	60	37	38
	INDX	128	95	26
12/22/2024	ABSDATA	60	37	38
	INDX	128	95	26

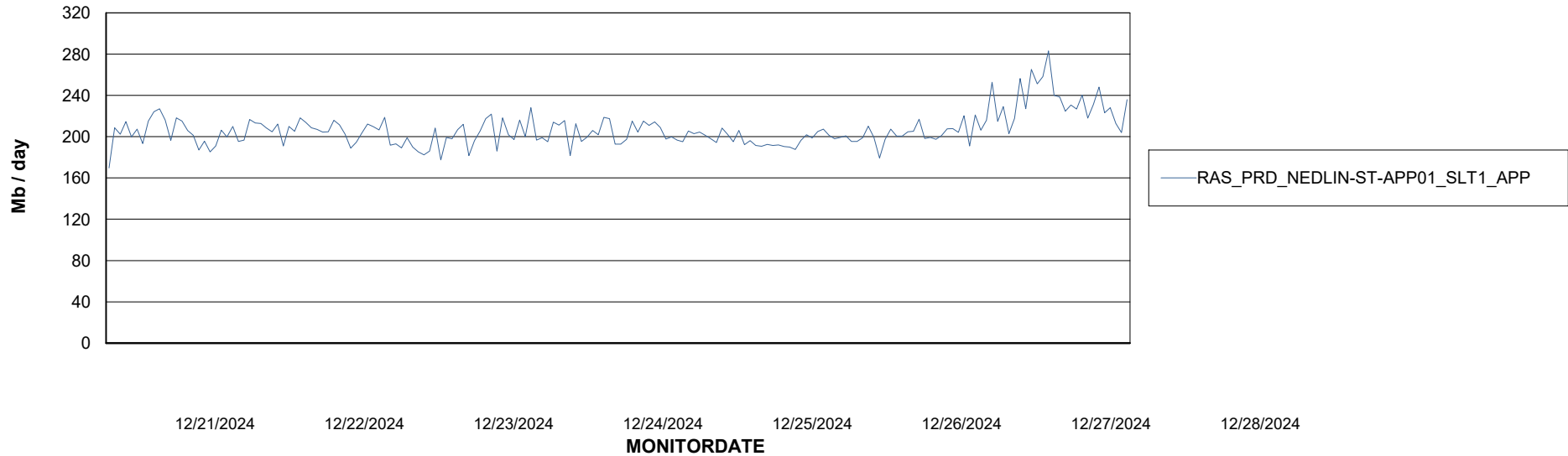
Weekly SLA Customer Report

Customer RAS_Production
Database ID 189

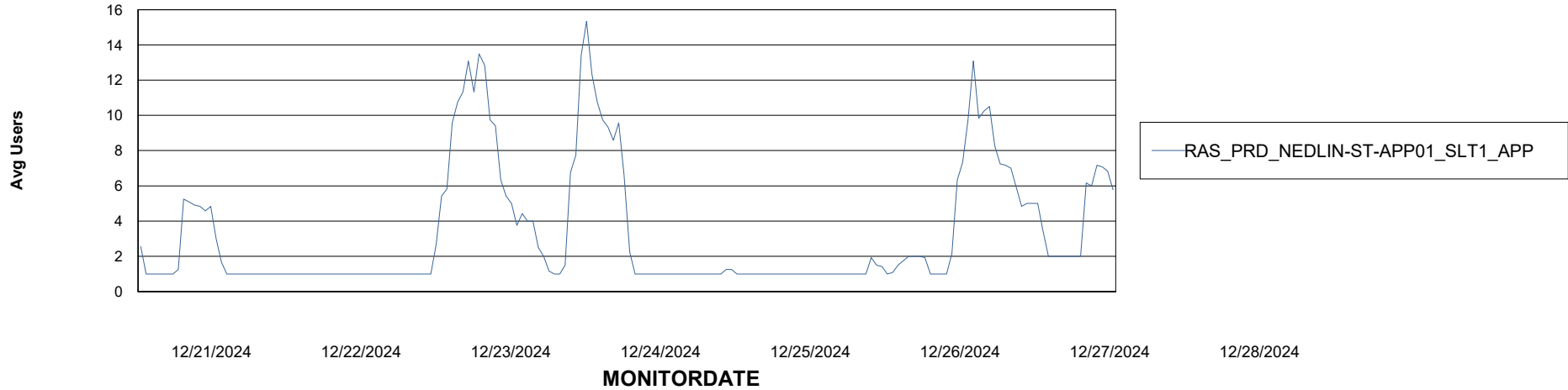


ABSSolute Application Server Services

Avg memory used per ABS Server Service



Avg users per day per ABS server



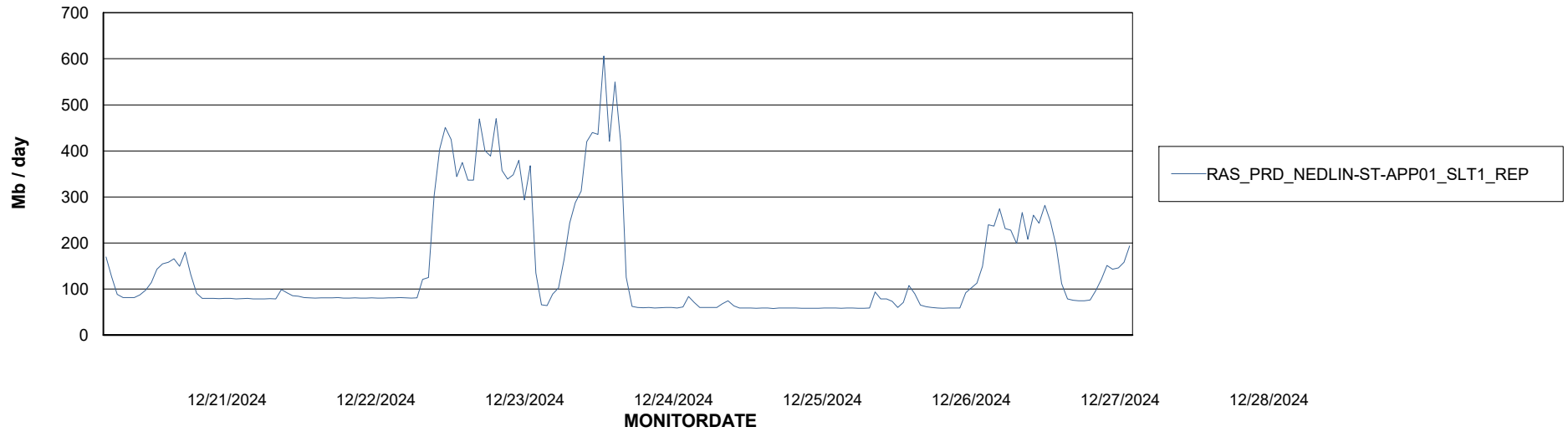
Weekly SLA Customer Report

Customer RAS_Production
Database ID 189



ABSSolute Application ReportServer Services

Avg memory used per ReportServer Service



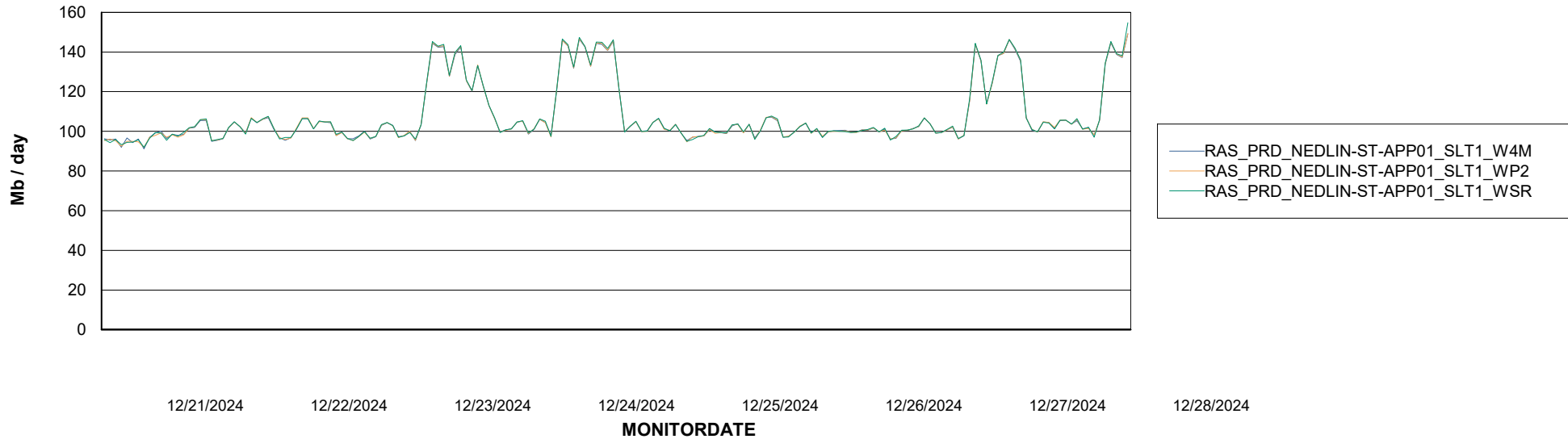
Weekly SLA Customer Report

Customer RAS_Production
Database ID 189



ABSSolute Web Component Services

Avg memory used per ABS Web component



Weekly SLA Customer Report

Customer RAS_Production
Database ID 189



Disaster per ABS component

