

Weekly SLA Customer Report

Customer LLG_Production
 Database ID 148



Harddisk Usage LLG_ABSAPPS01

	Free disk space on C: (%)	Total disk space on C: (Gb)	Used disk space on C: (Gb)	Free disk space on D: (%)	Total disk space on D: (Gb)	Used disk space on D: (Gb)
12/28/2024	88	500	62	98	393	9
12/27/2024	88	500	62	98	393	9
12/26/2024	88	500	62	98	393	9
12/25/2024	88	500	62	98	393	9
12/24/2024	88	500	62	98	393	9
12/23/2024	88	500	62	98	393	9
12/22/2024	88	500	62	98	393	9

Harddisk Usage LLG_ABSApps02

	Free disk space on C: (%)	Total disk space on C: (Gb)	Used disk space on C: (Gb)	Free disk space on D: (%)	Total disk space on D: (Gb)	Used disk space on D: (Gb)
12/28/2024	92	500	42	96	393	15
12/27/2024	92	500	42	96	393	15
12/26/2024	92	500	42	96	393	15
12/25/2024	92	500	42	96	393	15
12/24/2024	91	500	44	96	393	15
12/23/2024	91	500	44	96	393	15
12/22/2024	91	500	44	96	393	15

Weekly SLA Customer Report

Customer LLG_Production
 Database ID 148



Harddisk Usage LLG_ABSBI01

	Free disk space on C: (%)	Total disk space on C: (Gb)	Used disk space on C: (Gb)	Free disk space on D: (%)	Total disk space on D: (Gb)	Used disk space on D: (Gb)
12/28/2024	83	446	77	90	2,681	257
12/27/2024	83	446	77	90	2,681	257
12/26/2024	83	446	77	90	2,681	257
12/25/2024	83	446	77	90	2,681	257
12/24/2024	83	446	77	90	2,681	257
12/23/2024	83	446	77	90	2,681	257
12/22/2024	83	446	77	90	2,681	256

Harddisk Usage LLG_ABSDB01

	Free disk space on C: (%)	Total disk space on C: (Gb)	Used disk space on C: (Gb)	Free disk space on D: (%)	Total disk space on D: (Gb)	Used disk space on D: (Gb)	Free disk space on E: (%)	Total disk space on E: (Gb)	Used disk space on E: (Gb)
12/28/2024	88	446	55	71	1,605	464	68	1,077	345
12/27/2024	88	446	55	71	1,605	464	68	1,077	342
12/26/2024	88	446	55	71	1,605	464	68	1,077	343
12/25/2024	88	446	55	71	1,605	464	68	1,077	343
12/24/2024	88	446	55	71	1,605	464	68	1,077	344
12/23/2024	88	446	55	71	1,605	464	68	1,077	348
12/22/2024	88	446	55	71	1,605	464	67	1,077	359

Weekly SLA Customer Report

Customer LLG_Production
 Database ID 148



Harddisk Usage LLG_ABSDB02

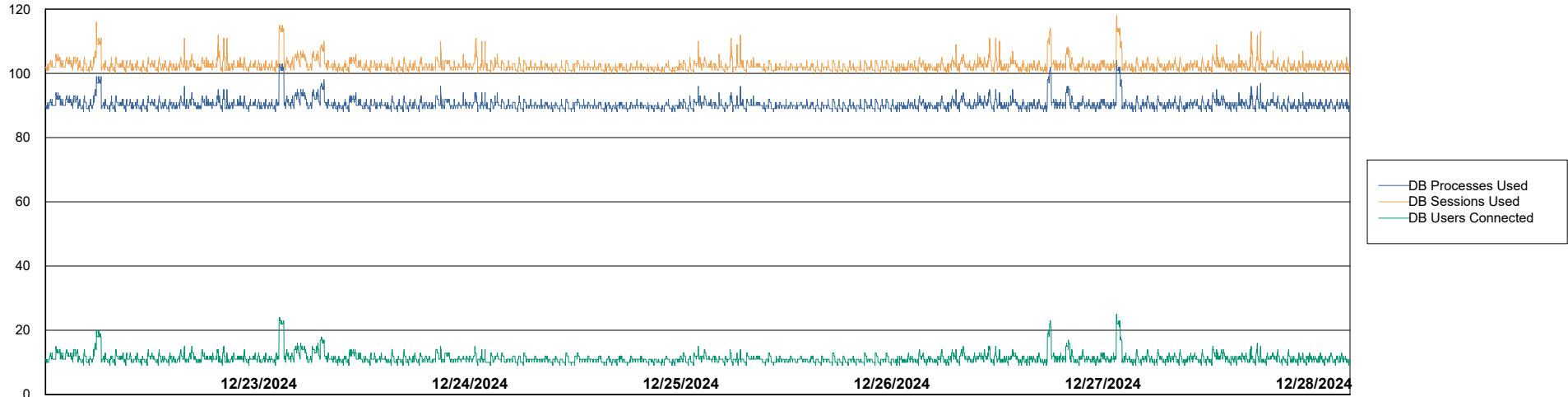
	Free disk space on C: (%)	Total disk space on C: (Gb)	Used disk space on C: (Gb)	Free disk space on D: (%)	Total disk space on D: (Gb)	Used disk space on D: (Gb)	Free disk space on E: (%)	Total disk space on E: (Gb)	Used disk space on E: (Gb)
12/28/2024	30	446	312	63	1,605	595	99	1,077	7
12/27/2024	30	446	312	63	1,605	595	98	1,077	20
12/26/2024	30	446	312	63	1,605	595	83	1,077	183
12/25/2024	30	446	312	63	1,605	595	83	1,077	182
12/24/2024	30	446	312	63	1,605	595	83	1,077	180
12/23/2024	31	446	309	63	1,605	595	83	1,077	182
12/22/2024	32	446	303	63	1,605	595	97	1,077	28

Weekly SLA Customer Report

Customer LLG_Production
Database ID 148



Database Performance LLG_ABSBI01_BI_PROD_ABS1



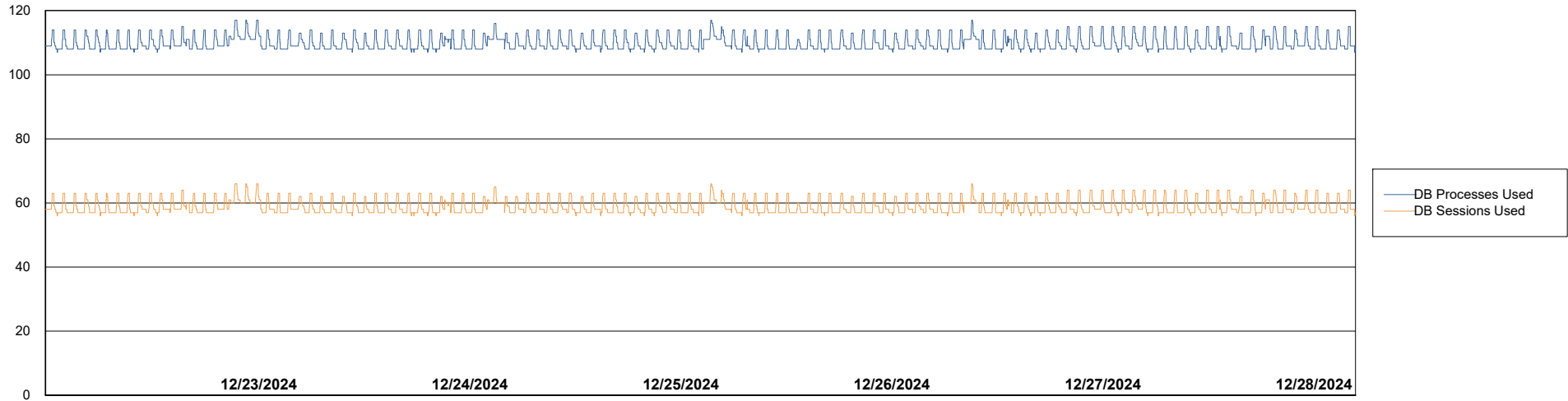
Weekly SLA Customer Report

Customer LLG_Production
Database ID 148



Database Performance LLG_ABSDB02_PROD_HSBABS1

DB Processes Max 4
DB Processes Max 0
DB Processes Max 300

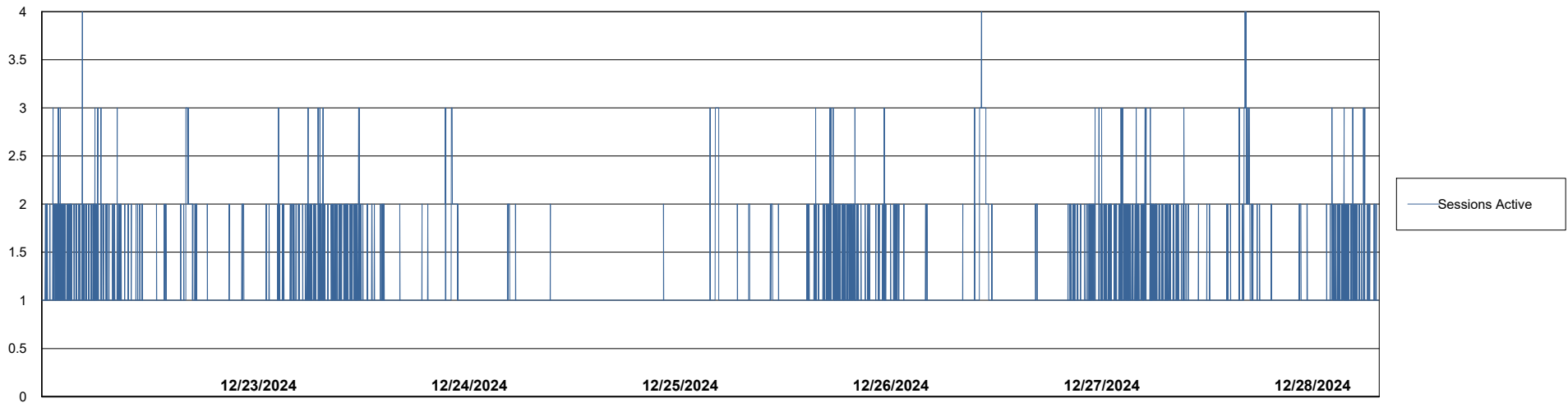
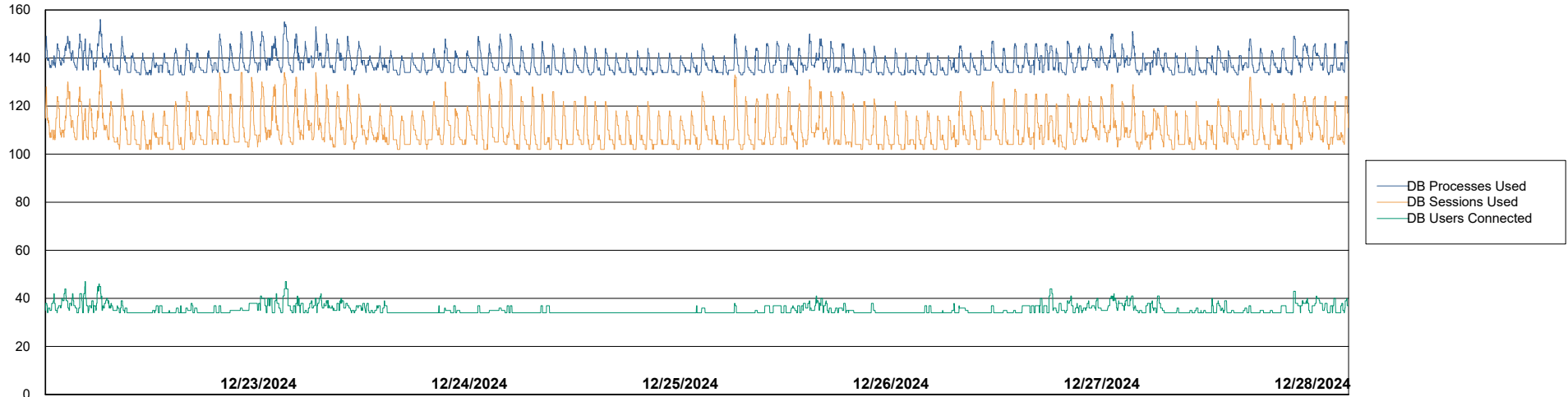


Weekly SLA Customer Report

Customer LLG_Production
Database ID 148



Database Performance LLG_ABSDB1_PROD_ABS1



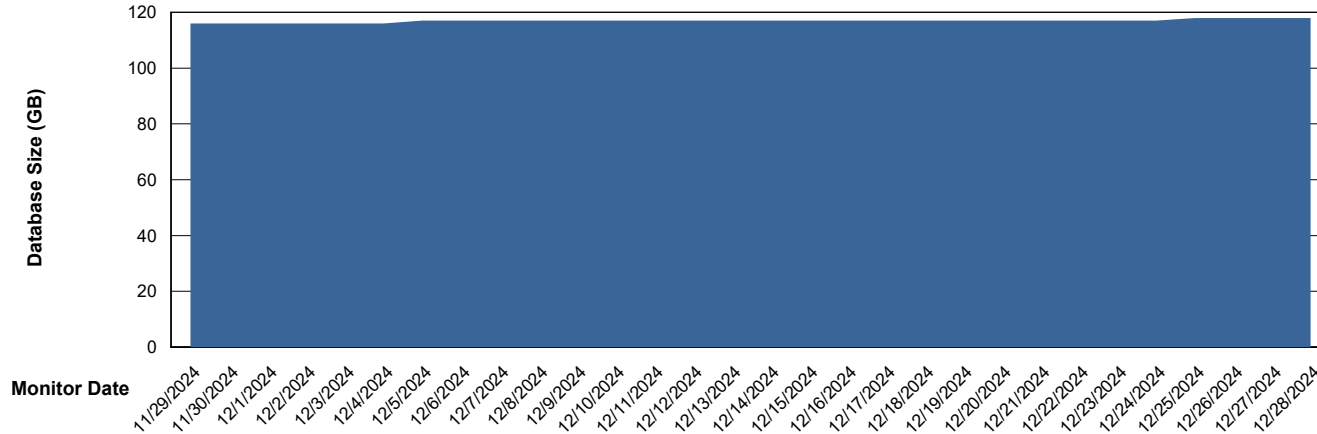
Weekly SLA Customer Report

Customer LLG_Production
Database ID 148



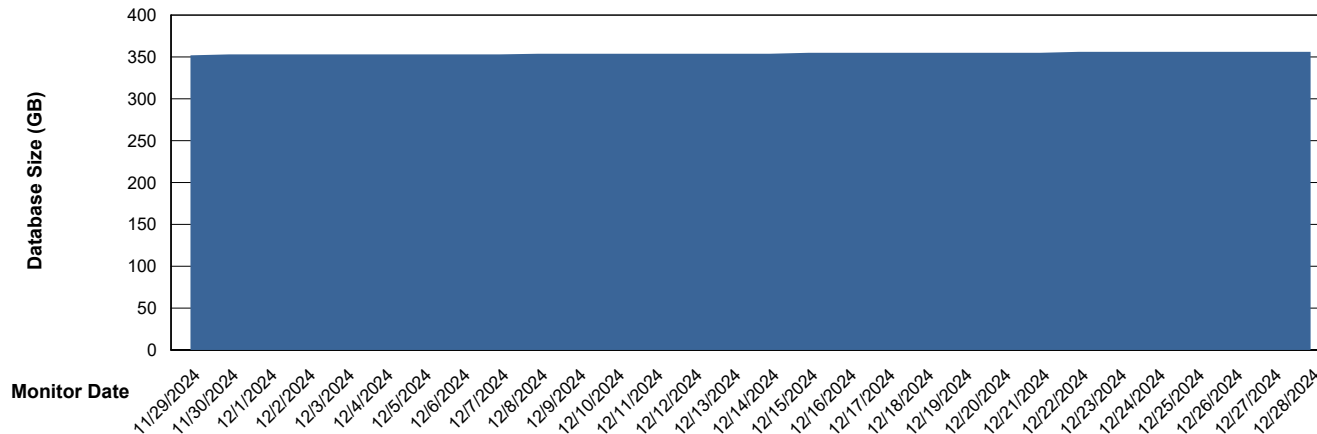
DATABASE SIZE LLG_ABSBI01_BI_PROD_ABS1

Database growth over last month



DATABASE SIZE LLG_ABSDB1_PROD_ABS1

Database growth over last month



Weekly SLA Customer Report

Customer LLG_Production
 Database ID 148



Database Tablespace LLG_ABSBI01_BI_PROD_ABS1

Date	Tablespace Name	Filesize (Gb)	Usedsize (Gb)	Percentage free
12/28/2024	ABSDATA	64	48	24
	INDX	76	61	19
12/27/2024	ABSDATA	64	48	24
	INDX	76	61	19
12/26/2024	ABSDATA	64	48	24
	INDX	76	61	20
12/25/2024	ABSDATA	64	48	25
	INDX	76	61	20
12/24/2024	ABSDATA	64	48	25
	INDX	76	61	20
12/23/2024	ABSDATA	64	48	25
	INDX	76	61	20
12/22/2024	ABSDATA	64	48	25
	INDX	76	61	20

Weekly SLA Customer Report

Customer LLG_Production
 Database ID 148



Database Tablespace LLG_ABSDB1_PROD_ABS1

Date	Tablespace Name	Filesize (Gb)	Usedsize (Gb)	Percentage free
12/28/2024	ABSDATA	178	146	18
	INDX	235	195	17
12/27/2024	ABSDATA	178	146	18
	INDX	235	195	17
12/26/2024	ABSDATA	178	146	18
	INDX	235	195	17
12/25/2024	ABSDATA	178	146	18
	INDX	235	195	17
12/24/2024	ABSDATA	178	146	18
	INDX	235	195	17
12/23/2024	ABSDATA	178	146	18
	INDX	235	195	17
12/22/2024	ABSDATA	178	145	18
	INDX	235	195	17

BI Status and last ETL error for LLG_ABSBI01_BI_PROD_ABS1

	Mon 23/12/2024	Tue 24/12/2024	Wed 25/12/2024	Thu 26/12/2024	Fri 27/12/2024	Sat 28/12/2024
ABS DataWarehouse ETL Health	OK	OK	OK	OK	OK	OK
ABS DWHStaging ETL Health	OK	OK	OK	OK	OK	OK

Weekly SLA Customer Report

Customer LLG_Production
Database ID 148



BI last ETL error for	LLG_ABSBI01_BI_PROD_ABS1
-----------------------	--------------------------

Mon, 23-12-2024	None
Wed, 25-12-2024	None
Sat, 28-12-2024	None
Wed, 25-12-2024	None
Thu, 26-12-2024	None
Thu, 26-12-2024	None
Sun, 22-12-2024	None
Sat, 28-12-2024	None
Fri, 27-12-2024	None
Sun, 22-12-2024	None
Tue, 24-12-2024	None
Tue, 24-12-2024	None
Mon, 23-12-2024	None
Fri, 27-12-2024	None

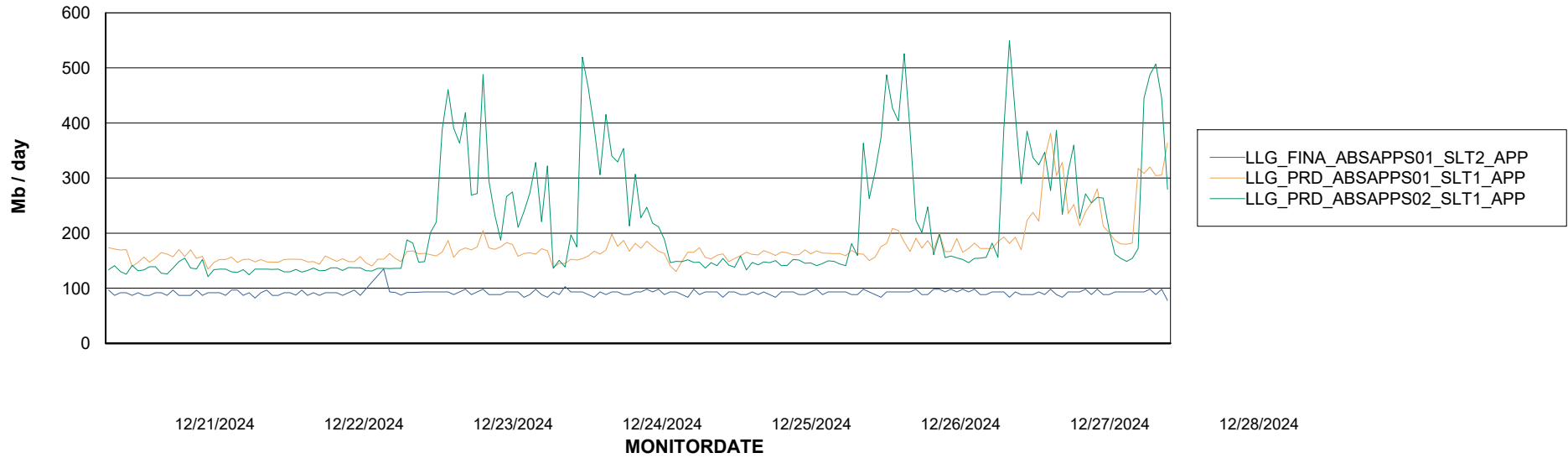
Weekly SLA Customer Report

Customer LLG_Production
Database ID 148

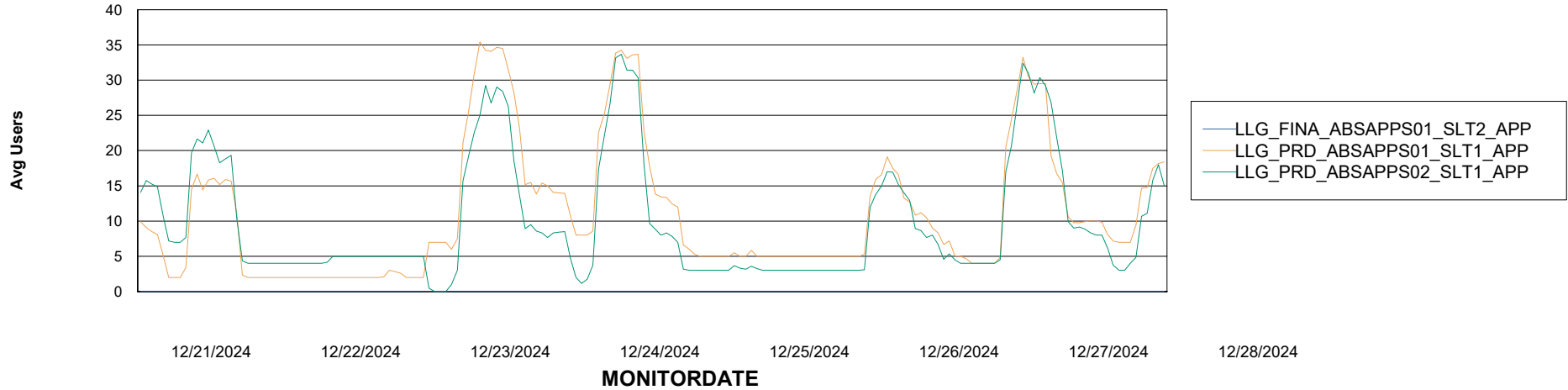


ABSSolute Application Server Services

Avg memory used per ABS Server Service



Avg users per day per ABS server



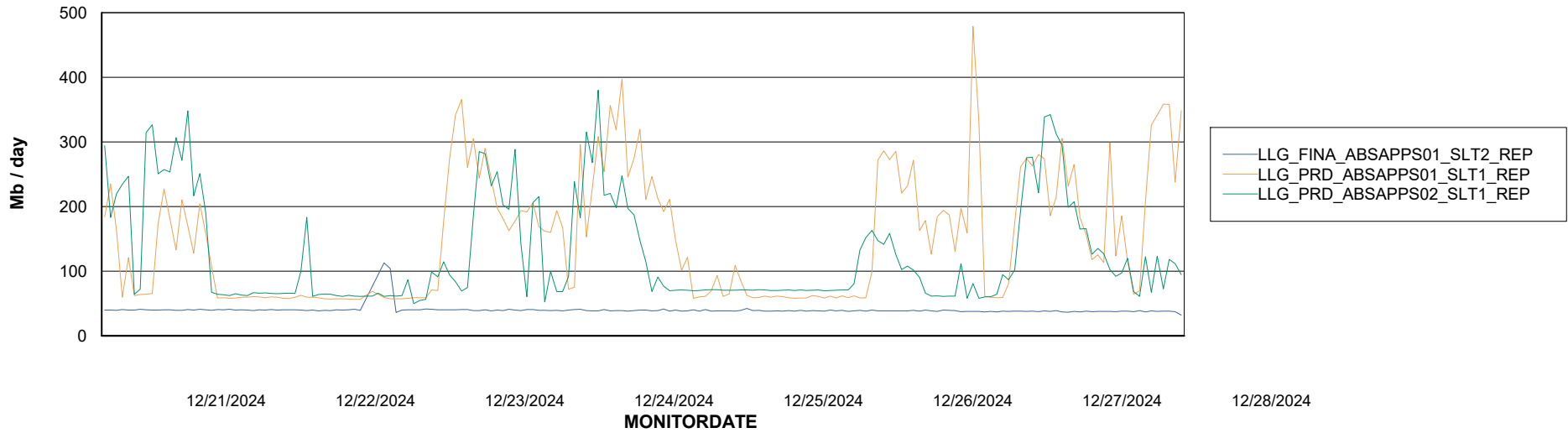
Weekly SLA Customer Report

Customer LLG_Production
Database ID 148



ABSSolute Application ReportServer Services

Avg memory used per ReportServer Service



Disaster per ABS component

