

Weekly SLA Customer Report

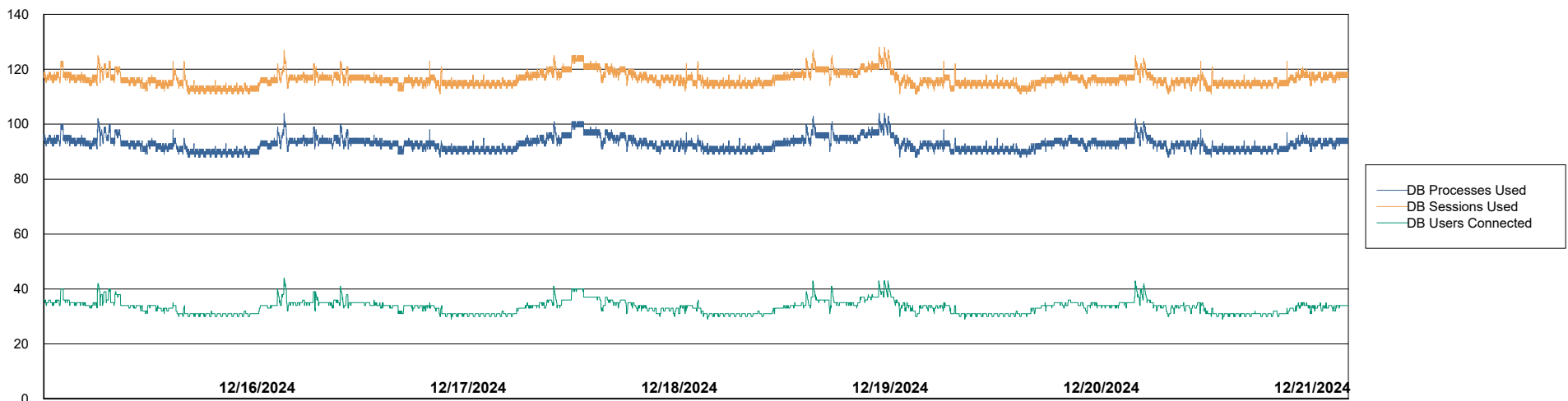
Customer RAS_Production
 Database ID 189



Harddisk Usage RAS_PRD_NEDLIN-ST-APP01

	Free disk space on C: (%)	Total disk space on C: (Gb)	Used disk space on C: (Gb)	Free disk space on D: (%)	Total disk space on D: (Gb)	Used disk space on D: (Gb)	Free disk space on E: (%)	Total disk space on E: (Gb)	Used disk space on E: (Gb)
12/21/2024	33	249	166	26	310	231	59	100	41
12/20/2024	34	249	166	26	310	230	58	100	42
12/19/2024	34	249	165	26	310	230	61	100	39
12/18/2024	34	249	164	26	310	230	63	100	37
12/17/2024	35	249	163	26	310	230	61	100	39
12/16/2024	35	249	163	26	310	230	61	100	39
12/15/2024	35	249	162	26	310	230	61	100	39

Database Performance RAS_PRD_NEDLIN-ST-APP01_ABS1



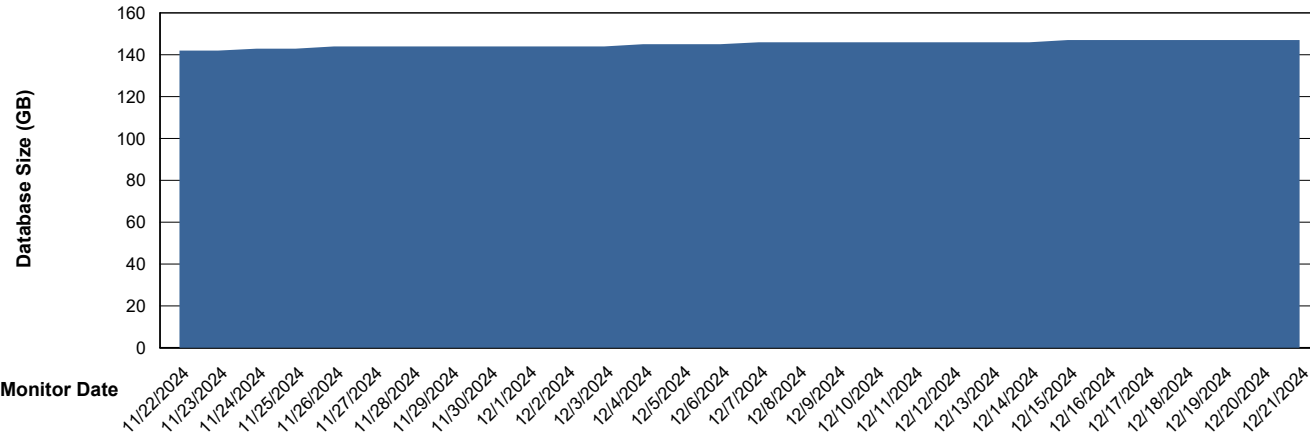
Weekly SLA Customer Report

Customer RAS_Production
 Database ID 189



DATABASE SIZE RAS_PRD_NEDLIN-ST-APP01_ABS1

Database growth over last month



Database Tablespace RAS_PRD_NEDLIN-ST-APP01_ABS1

Date	Tablespace Name	Filesize (Gb)	Usedsize (Gb)	Percentage free
12/21/2024	ABSDATA	60	37	38
	INDX	128	95	26
12/20/2024	ABSDATA	60	37	38
	INDX	128	95	26
12/19/2024	ABSDATA	60	37	38
	INDX	128	95	26
12/18/2024	ABSDATA	60	37	38
	INDX	128	95	26
12/17/2024	ABSDATA	60	37	38
	INDX	128	94	26
12/16/2024	ABSDATA	60	37	38
	INDX	128	94	26
12/15/2024	ABSDATA	60	37	38
	INDX	128	94	26

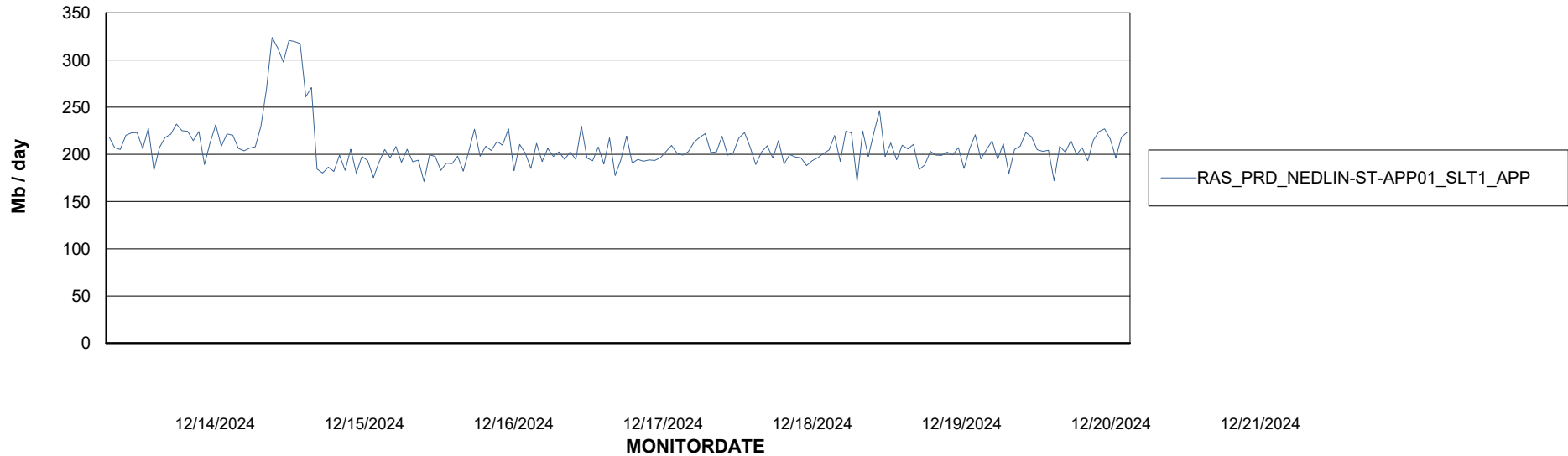
Weekly SLA Customer Report

Customer RAS_Production
Database ID 189

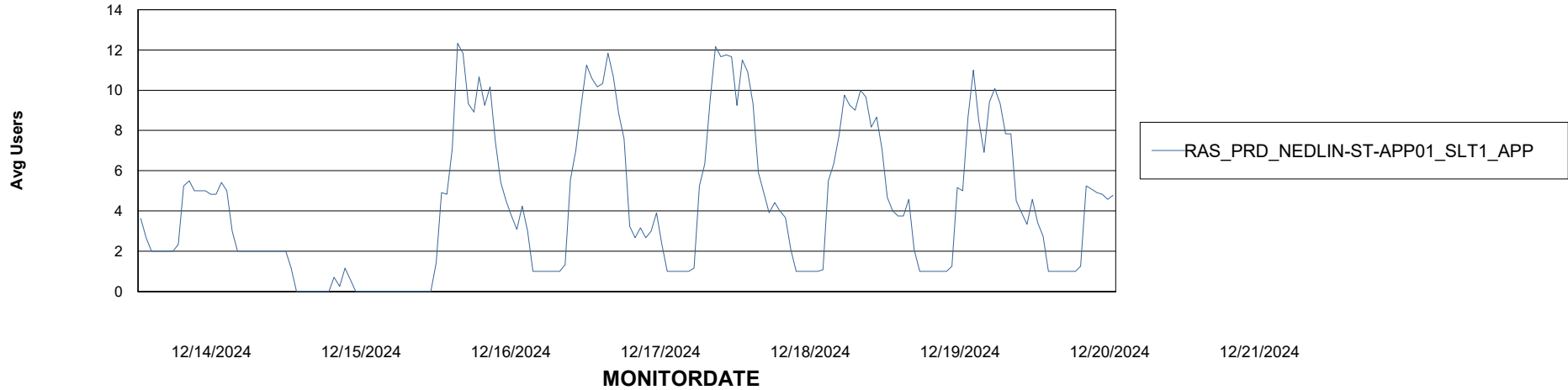


ABSSolute Application Server Services

Avg memory used per ABS Server Service



Avg users per day per ABS server



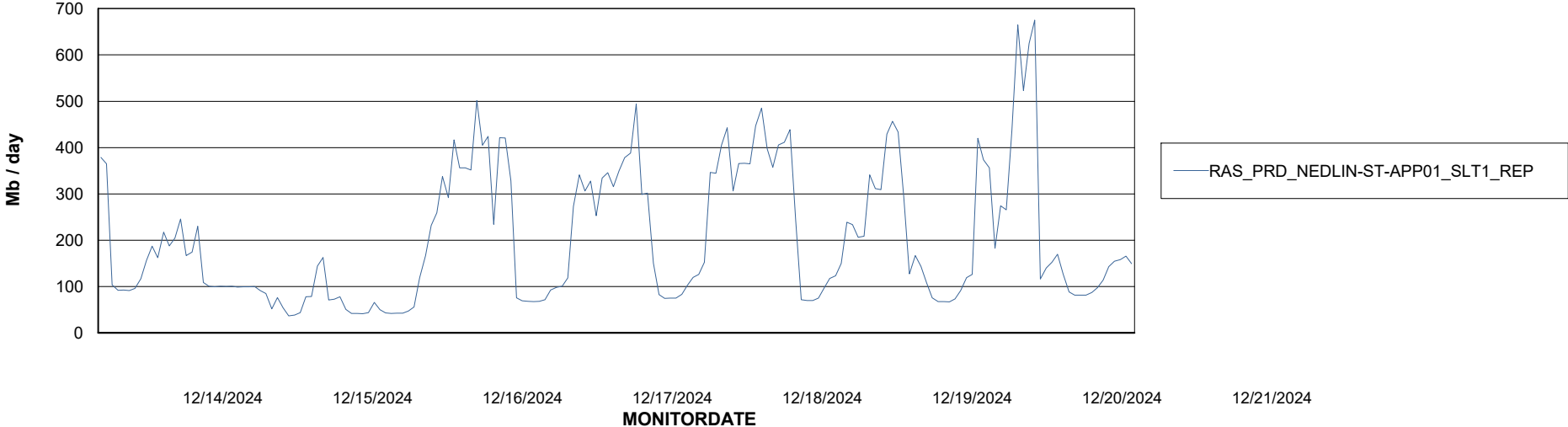
Weekly SLA Customer Report

Customer RAS_Production
Database ID 189



ABSSolute Application ReportServer Services

Avg memory used per ReportServer Service



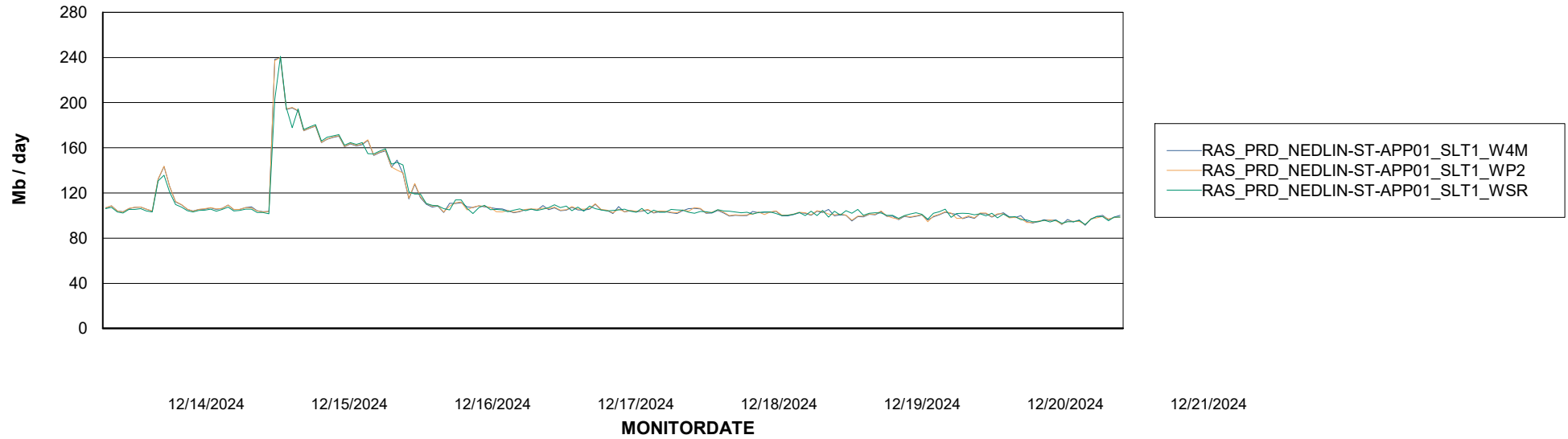
Weekly SLA Customer Report

Customer RAS_Production
Database ID 189



ABSSolute Web Component Services

Avg memory used per ABS Web component



Weekly SLA Customer Report

Customer RAS_Production
Database ID 189



Disaster per ABS component

