

Weekly SLA Customer Report

Customer LLG_Production
 Database ID 148



Harddisk Usage LLG_ABSAPPS01

	Free disk space on C: (%)	Total disk space on C: (Gb)	Used disk space on C: (Gb)	Free disk space on D: (%)	Total disk space on D: (Gb)	Used disk space on D: (Gb)
12/21/2024	88	500	62	98	393	9
12/20/2024	88	500	62	98	393	9
12/19/2024	88	500	62	98	393	9
12/18/2024	88	500	62	98	393	9
12/17/2024	88	500	62	98	393	9
12/16/2024	88	500	62	98	393	9
12/15/2024	88	500	62	98	393	9

Harddisk Usage LLG_ABSApps02

	Free disk space on C: (%)	Total disk space on C: (Gb)	Used disk space on C: (Gb)	Free disk space on D: (%)	Total disk space on D: (Gb)	Used disk space on D: (Gb)
12/21/2024	91	500	44	96	393	15
12/20/2024	91	500	44	96	393	15
12/19/2024	91	500	44	96	393	15
12/18/2024	91	500	44	96	393	15
12/17/2024	91	500	44	96	393	15
12/16/2024	91	500	44	96	393	15
12/15/2024	91	500	44	96	393	15

Weekly SLA Customer Report

Customer LLG_Production
 Database ID 148



Harddisk Usage LLG_ABSBI01

	Free disk space on C: (%)	Total disk space on C: (Gb)	Used disk space on C: (Gb)	Free disk space on D: (%)	Total disk space on D: (Gb)	Used disk space on D: (Gb)
12/21/2024	83	446	77	90	2,681	257
12/20/2024	83	446	77	90	2,681	256
12/19/2024	83	446	77	90	2,681	256
12/18/2024	83	446	77	90	2,681	256
12/17/2024	83	446	77	90	2,681	256
12/16/2024	83	446	77	90	2,681	256
12/15/2024	83	446	77	90	2,681	256

Harddisk Usage LLG_ABSDB01

	Free disk space on C: (%)	Total disk space on C: (Gb)	Used disk space on C: (Gb)	Free disk space on D: (%)	Total disk space on D: (Gb)	Used disk space on D: (Gb)	Free disk space on E: (%)	Total disk space on E: (Gb)	Used disk space on E: (Gb)
12/21/2024	88	446	55	71	1,605	464	68	1,077	344
12/20/2024	88	446	55	71	1,605	464	68	1,077	342
12/19/2024	88	446	55	71	1,605	464	68	1,077	343
12/18/2024	88	446	55	71	1,605	464	68	1,077	342
12/17/2024	88	446	55	71	1,605	464	68	1,077	342
12/16/2024	88	446	55	71	1,605	464	68	1,077	347
12/15/2024	88	446	55	71	1,605	464	67	1,077	358

Weekly SLA Customer Report

Customer LLG_Production
Database ID 148



Harddisk Usage LLG_ABSDB02

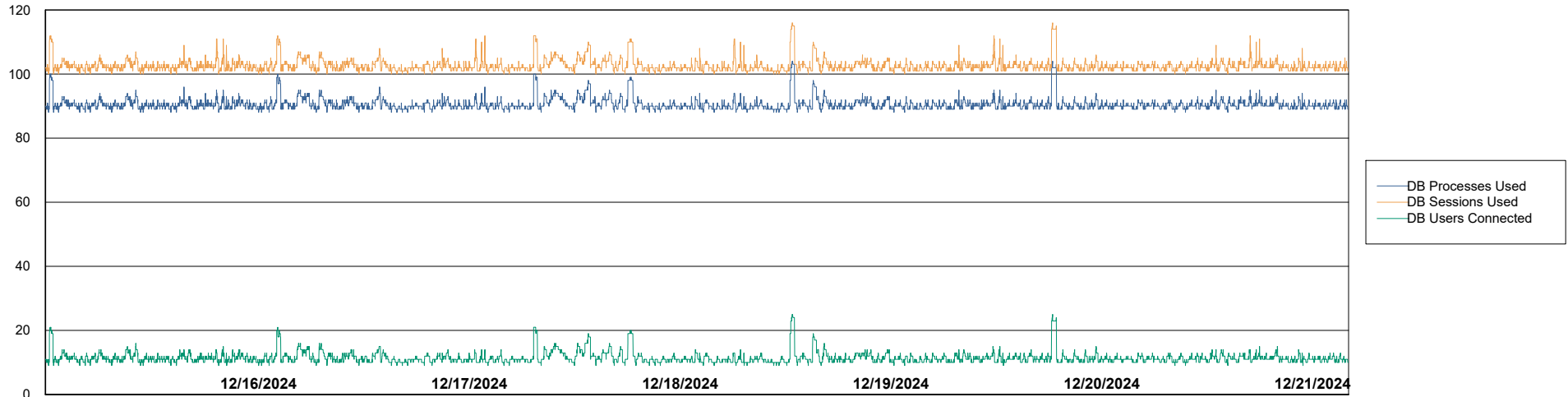
	Free disk space on C: (%)	Total disk space on C: (Gb)	Used disk space on C: (Gb)	Free disk space on D: (%)	Total disk space on D: (Gb)	Used disk space on D: (Gb)	Free disk space on E: (%)	Total disk space on E: (Gb)	Used disk space on E: (Gb)
12/21/2024	32	446	303	63	1,605	595	99	1,077	8
12/20/2024	32	446	302	63	1,605	595	98	1,077	18
12/19/2024	32	446	302	63	1,605	595	83	1,077	183
12/18/2024	32	446	302	63	1,605	595	83	1,077	181
12/17/2024	32	446	302	63	1,605	595	83	1,077	179
12/16/2024	33	446	298	63	1,605	595	83	1,077	181
12/15/2024	35	446	291	63	1,605	595	97	1,077	27

Weekly SLA Customer Report

Customer LLG_Production
Database ID 148



Database Performance LLG_ABSBI01_BI_PROD_ABS1



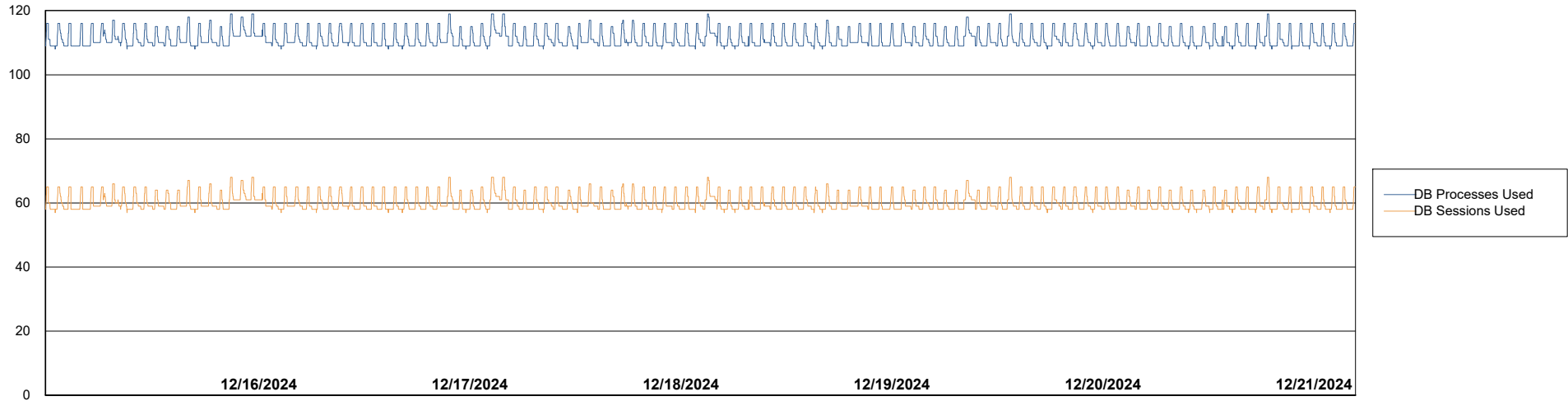
Weekly SLA Customer Report

Customer LLG_Production
Database ID 148



Database Performance LLG_ABSDB02_PROD_HSBABS1

DB Processes Max 300
DB Processes Max 4
DB Processes Max 0

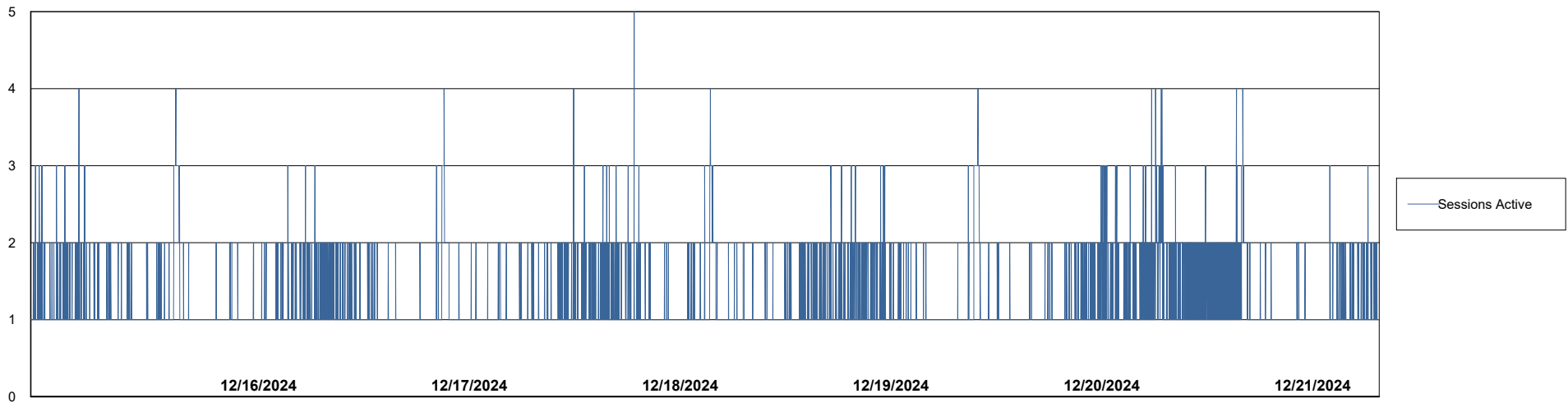
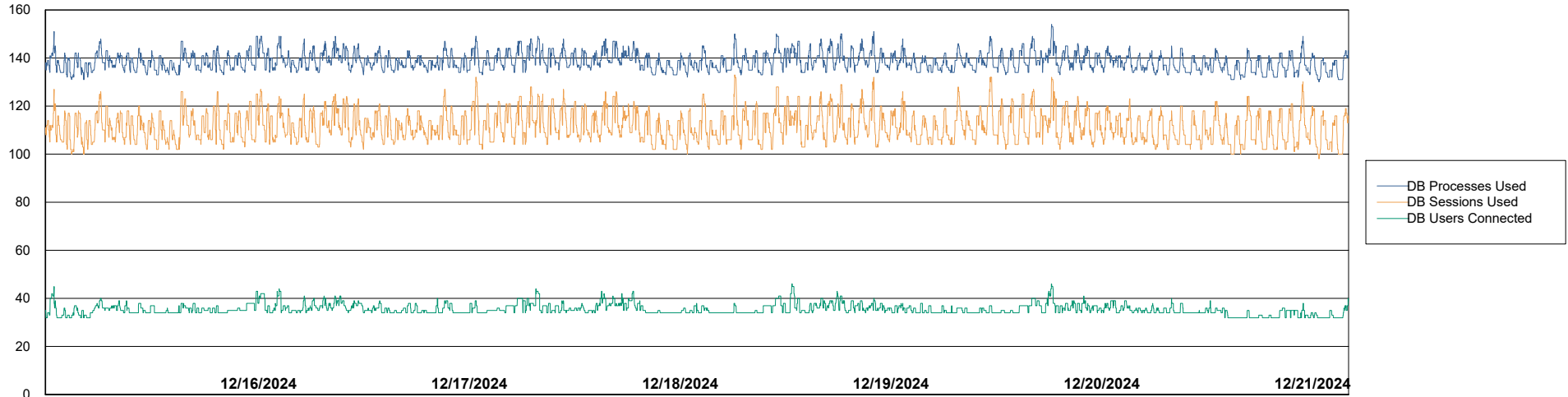


Weekly SLA Customer Report

Customer LLG_Production
Database ID 148



Database Performance LLG_ABSDB1_PROD_ABS1



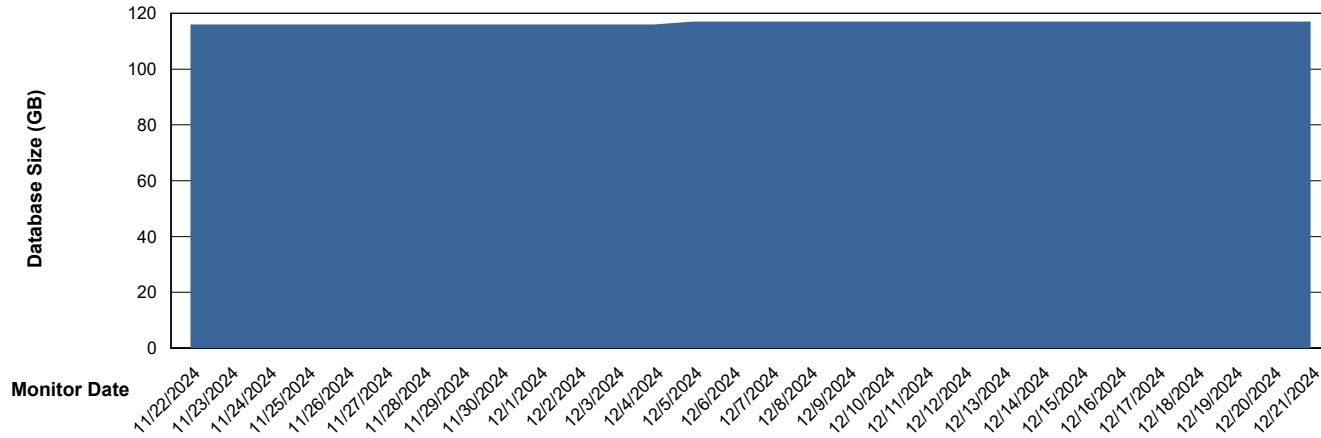
Weekly SLA Customer Report

Customer LLG_Production
Database ID 148



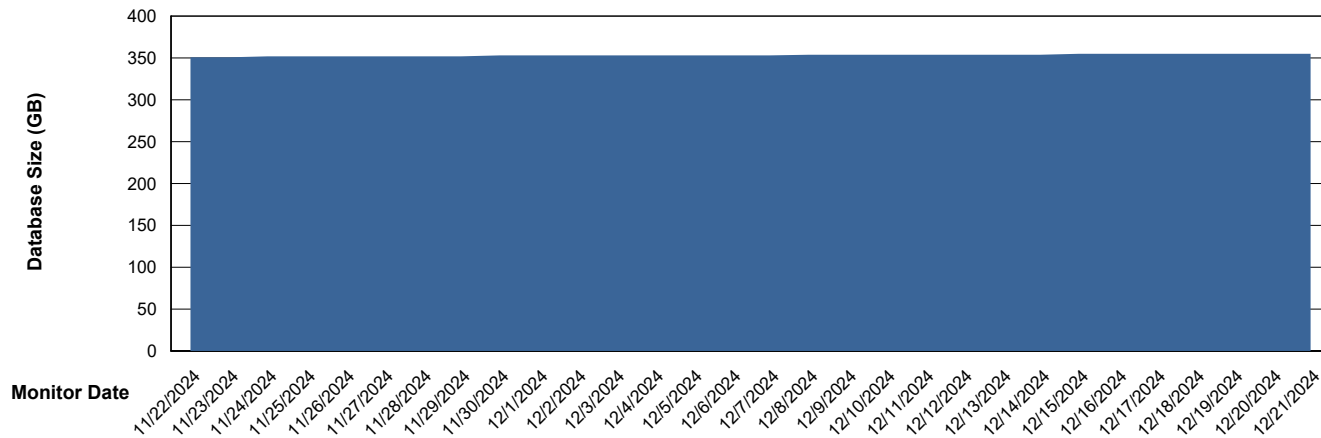
DATABASE SIZE LLG_ABSBI01_BI_PROD_ABS1

Database growth over last month



DATABASE SIZE LLG_ABSDB1_PROD_ABS1

Database growth over last month



Weekly SLA Customer Report

Customer LLG_Production
 Database ID 148



Database Tablespace LLG_ABSBI01_BI_PROD_ABS1

Date	Tablespace Name	Filesize (Gb)	Usedsize (Gb)	Percentage free
12/21/2024	ABSDATA	64	48	25
	INDX	76	61	20
12/20/2024	ABSDATA	64	48	25
	INDX	76	61	20
12/19/2024	ABSDATA	64	48	25
	INDX	76	61	20
12/18/2024	ABSDATA	64	48	25
	INDX	76	61	20
12/17/2024	ABSDATA	64	48	25
	INDX	76	61	20
12/16/2024	ABSDATA	64	48	25
	INDX	76	61	20
12/15/2024	ABSDATA	64	48	25
	INDX	76	61	20

Weekly SLA Customer Report

Customer LLG_Production
 Database ID 148



Database Tablespace LLG_ABSDB1_PROD_ABS1

Date	Tablespace Name	Filesize (Gb)	Usedsize (Gb)	Percentage free
12/21/2024	ABSDATA	178	145	18
	INDX	235	195	17
12/20/2024	ABSDATA	178	145	18
	INDX	235	195	17
12/19/2024	ABSDATA	178	145	18
	INDX	235	195	17
12/18/2024	ABSDATA	178	145	18
	INDX	235	195	17
12/17/2024	ABSDATA	178	145	18
	INDX	235	195	17
12/16/2024	ABSDATA	178	145	18
	INDX	235	195	17
12/15/2024	ABSDATA	178	145	18
	INDX	235	194	17

BI Status and last ETL error for LLG_ABSBI01_BI_PROD_ABS1

	Mon 16/12/2024	Tue 17/12/2024	Wed 18/12/2024	Thu 19/12/2024	Fri 20/12/2024	Sat 21/12/2024
ABS DataWarehouse ETL Health	OK	OK	OK	OK	OK	OK
ABS DWHStaging ETL Health	OK	OK	OK	OK	OK	OK

Weekly SLA Customer Report

Customer LLG_Production
Database ID 148



BI last ETL error for	LLG_ABSBI01_BI_PROD_ABS1
-----------------------	--------------------------

Fri, 20-12-2024	None
Wed, 18-12-2024	None
Thu, 19-12-2024	None
Mon, 16-12-2024	None
Tue, 17-12-2024	None
Fri, 20-12-2024	None
Sun, 15-12-2024	None
Mon, 16-12-2024	None
Sun, 15-12-2024	None
Thu, 19-12-2024	None
Tue, 17-12-2024	None
Sat, 21-12-2024	None
Wed, 18-12-2024	None
Sat, 21-12-2024	None

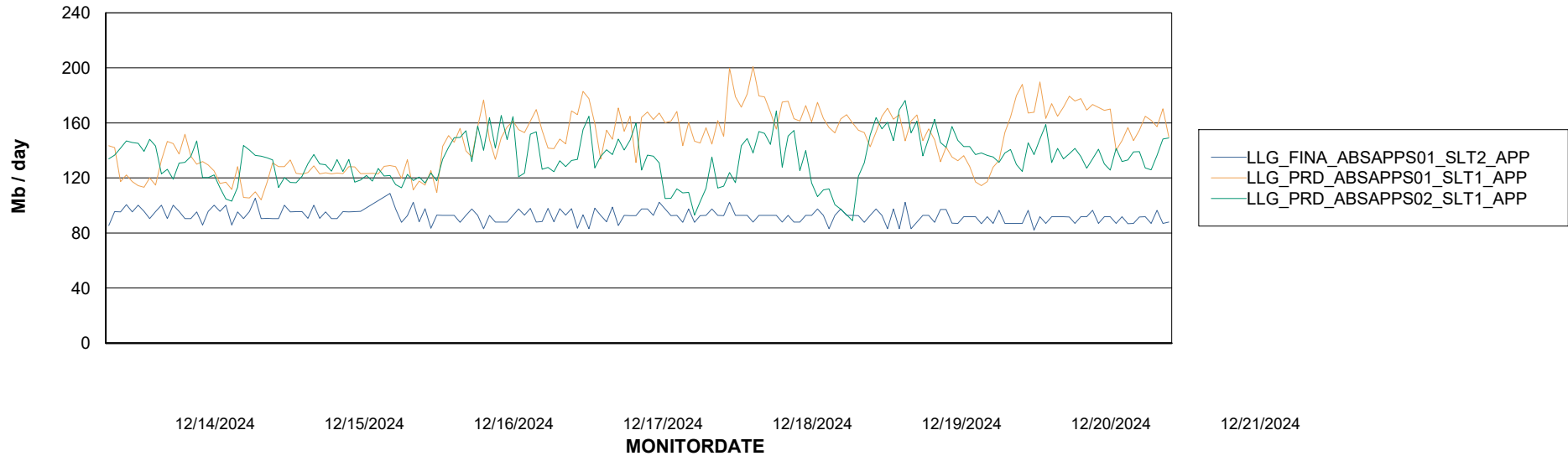
Weekly SLA Customer Report

Customer LLG_Production
Database ID 148

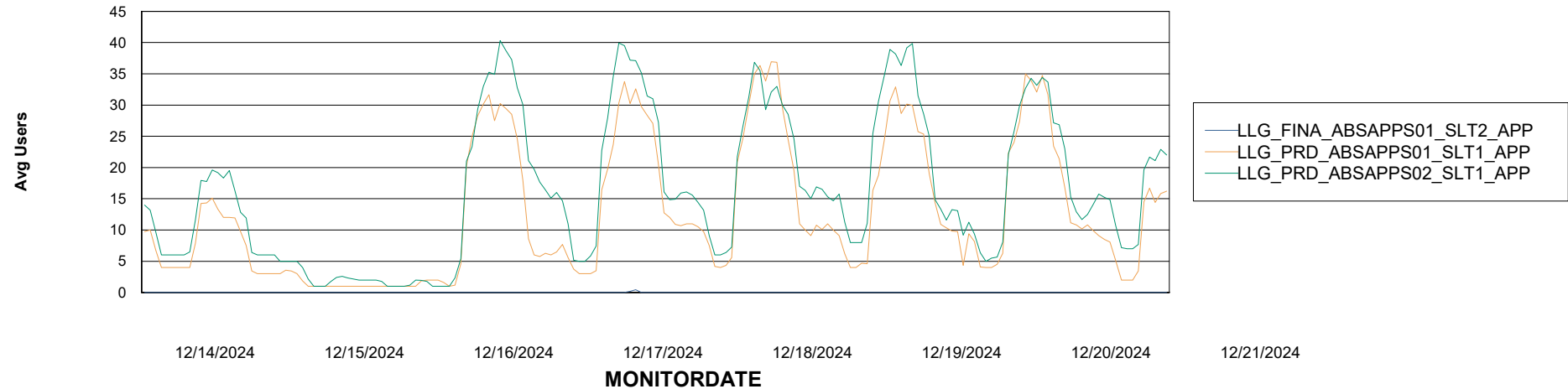


ABSSolute Application Server Services

Avg memory used per ABS Server Service



Avg users per day per ABS server



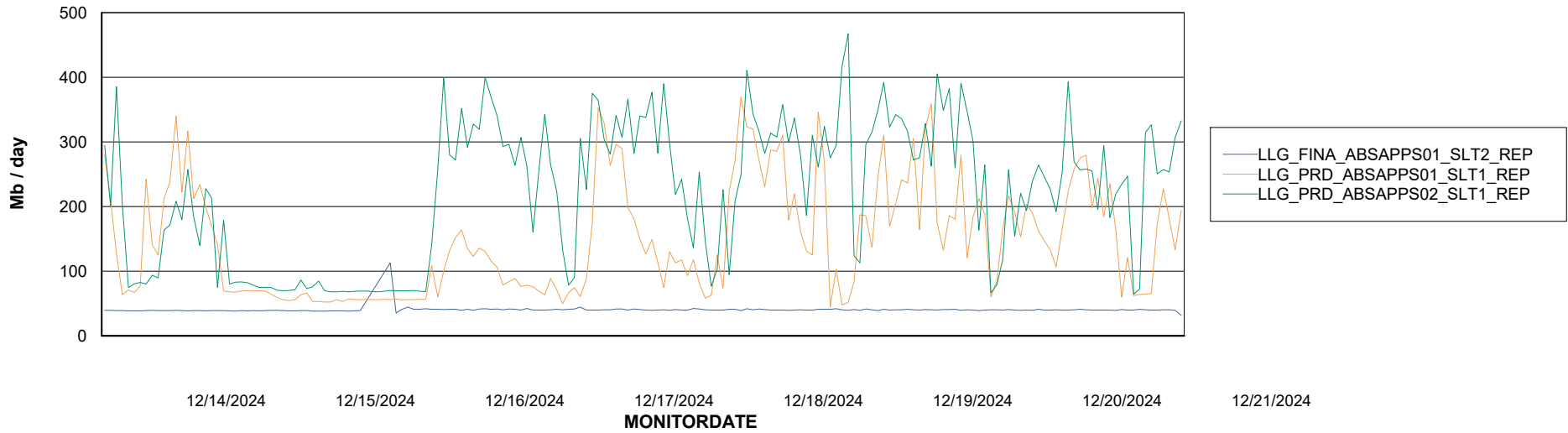
Weekly SLA Customer Report

Customer LLG_Production
Database ID 148



ABSSolute Application ReportServer Services

Avg memory used per ReportServer Service



Disaster per ABS component

