

Weekly SLA Customer Report

Customer SPI_Production
 Database ID 49



Harddisk Usage SPI_PRD_SRV2016-SW1

	Free disk space on C: (%)	Total disk space on C: (Gb)	Used disk space on C: (Gb)	Free disk space on D: (%)	Total disk space on D: (Gb)	Used disk space on D: (Gb)
12/14/2024	38	79	49	55	100	45
12/13/2024	38	79	49	55	100	45
12/12/2024	38	79	49	55	100	45
12/11/2024	40	79	47	55	100	45
12/10/2024	41	79	47	55	100	45
12/9/2024	41	79	47	55	100	45
12/8/2024	41	79	47	55	100	45

Harddisk Usage SPI_PRD_SRV2016-SW2

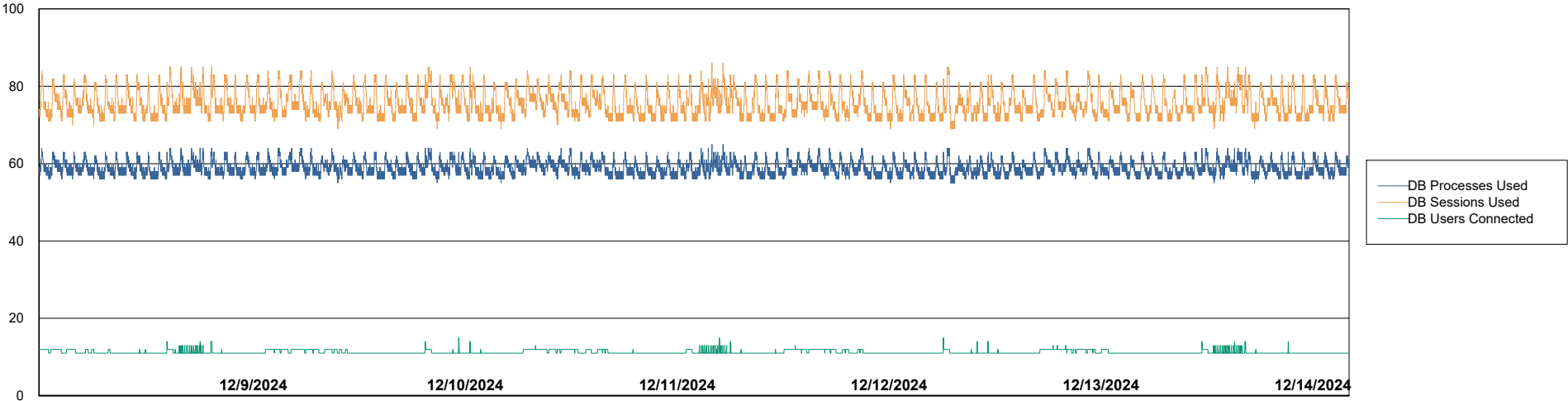
	Free disk space on C: (%)	Total disk space on C: (Gb)	Used disk space on C: (Gb)	Free disk space on D: (%)	Total disk space on D: (Gb)	Used disk space on D: (Gb)
12/14/2024	38	79	50	59	150	62
12/13/2024	37	79	50	59	150	62
12/12/2024	36	79	51	59	150	62
12/11/2024	37	79	50	59	150	62
12/10/2024	38	79	49	59	150	62
12/9/2024	38	79	49	59	150	62
12/8/2024	38	79	49	59	150	62

Weekly SLA Customer Report

Customer SPI_Production
Database ID 49



Database Performance SPI_PRD_SRV2016-SW1_ABS1



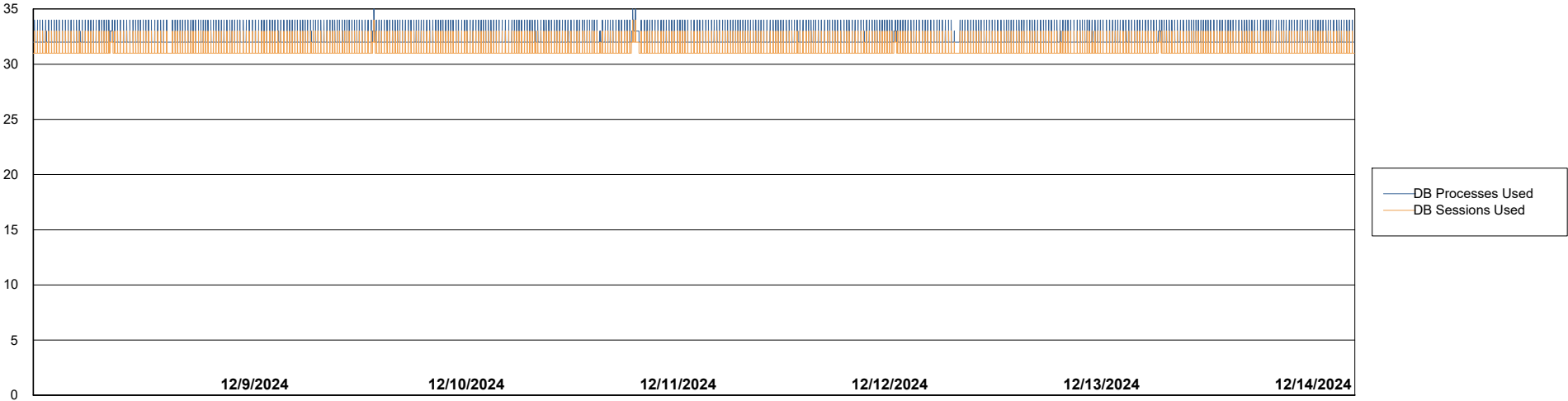
Weekly SLA Customer Report

Customer SPI_Production
Database ID 49



Database Performance SPI_PRD_SRV2016-SW2_HSBABS1

DB Processes Max 500



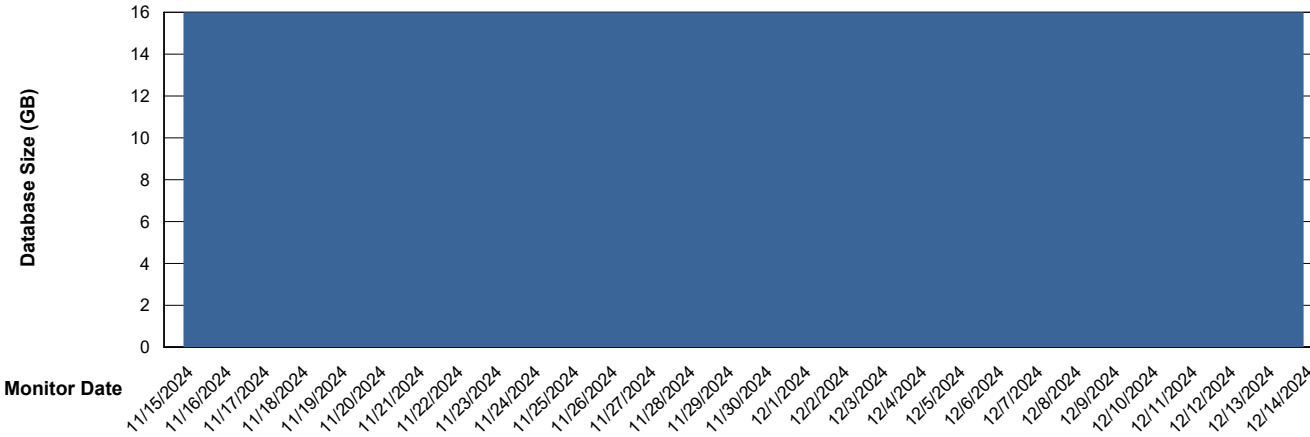
Weekly SLA Customer Report

Customer SPI_Production
 Database ID 49



DATABASE SIZE SPI_PRD_SRV2016-SW1_ABS1

Database growth over last month



Database Tablespace SPI_PRD_SRV2016-SW1_ABS1

Date	Tablespace Name	Filesize (Gb)	Usedsize (Gb)	Percentage free
12/14/2024	ABSDATA	5	3	40
	INDX	8	5	35
12/13/2024	ABSDATA	5	3	40
	INDX	8	5	35
12/12/2024	ABSDATA	5	3	40
	INDX	8	5	35
12/11/2024	ABSDATA	5	3	40
	INDX	8	5	35
12/10/2024	ABSDATA	5	3	40
	INDX	8	5	35
12/9/2024	ABSDATA	5	3	40
	INDX	8	5	35
12/8/2024	ABSDATA	5	3	40
	INDX	8	5	35

