

Weekly SLA Customer Report

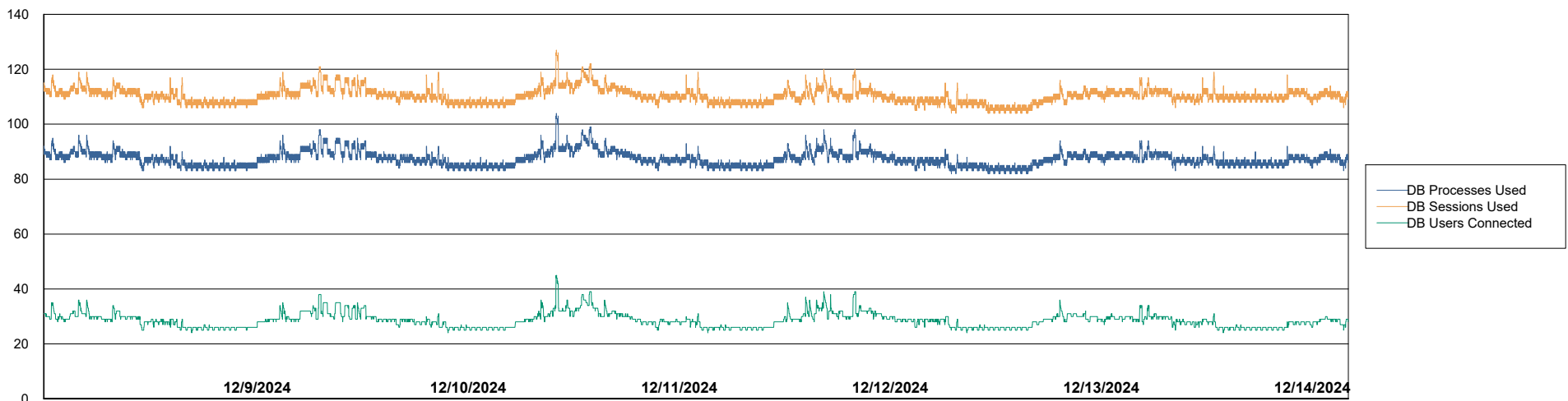
Customer RAS_Production
 Database ID 189



Harddisk Usage RAS_PRD_NEDLIN-ST-APP01

	Free disk space on C: (%)	Total disk space on C: (Gb)	Used disk space on C: (Gb)	Free disk space on D: (%)	Total disk space on D: (Gb)	Used disk space on D: (Gb)	Free disk space on E: (%)	Total disk space on E: (Gb)	Used disk space on E: (Gb)
12/14/2024	36	249	159	26	310	231	70	100	30
12/13/2024	36	249	159	26	310	230	69	100	30
12/12/2024	36	249	159	26	310	230	68	100	32
12/11/2024	37	249	157	26	310	230	65	100	35
12/10/2024	38	249	156	26	310	230	63	100	37
12/9/2024	38	249	155	26	310	230	62	100	38
12/8/2024	38	249	155	26	310	230	58	100	42

Database Performance RAS_PRD_NEDLIN-ST-APP01_ABS1



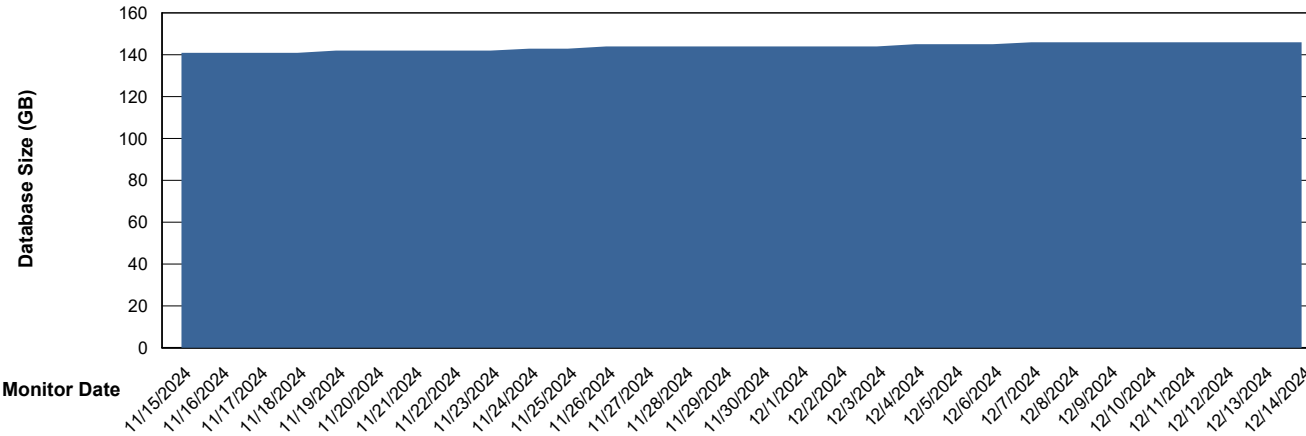
Weekly SLA Customer Report

Customer RAS_Production
 Database ID 189



DATABASE SIZE RAS_PRD_NEDLIN-ST-APP01_ABS1

Database growth over last month



Database Tablespace RAS_PRD_NEDLIN-ST-APP01_ABS1

Date	Tablespace Name	Filesize (Gb)	Usedsize (Gb)	Percentage free
12/14/2024	ABSDATA	60	37	38
	INDX	128	94	26
12/13/2024	ABSDATA	60	37	38
	INDX	128	94	26
12/12/2024	ABSDATA	60	37	38
	INDX	128	94	26
12/11/2024	ABSDATA	60	37	38
	INDX	128	94	26
12/10/2024	ABSDATA	60	37	38
	INDX	128	94	26
12/9/2024	ABSDATA	60	37	38
	INDX	128	94	27
12/8/2024	ABSDATA	60	37	38
	INDX	128	94	27

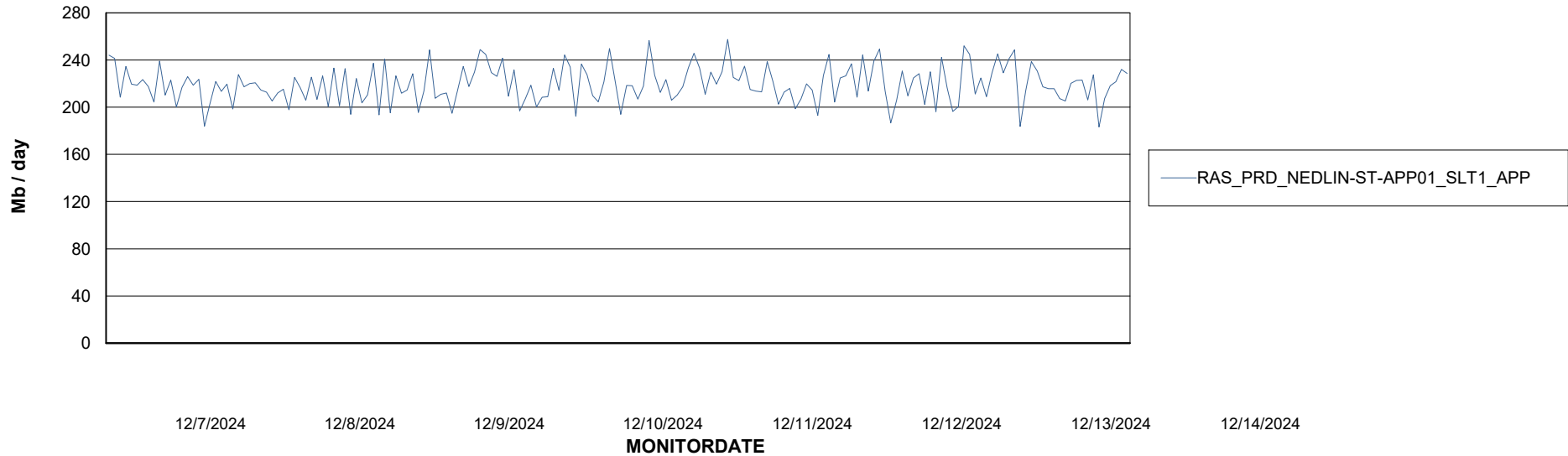
Weekly SLA Customer Report

Customer RAS_Production
Database ID 189

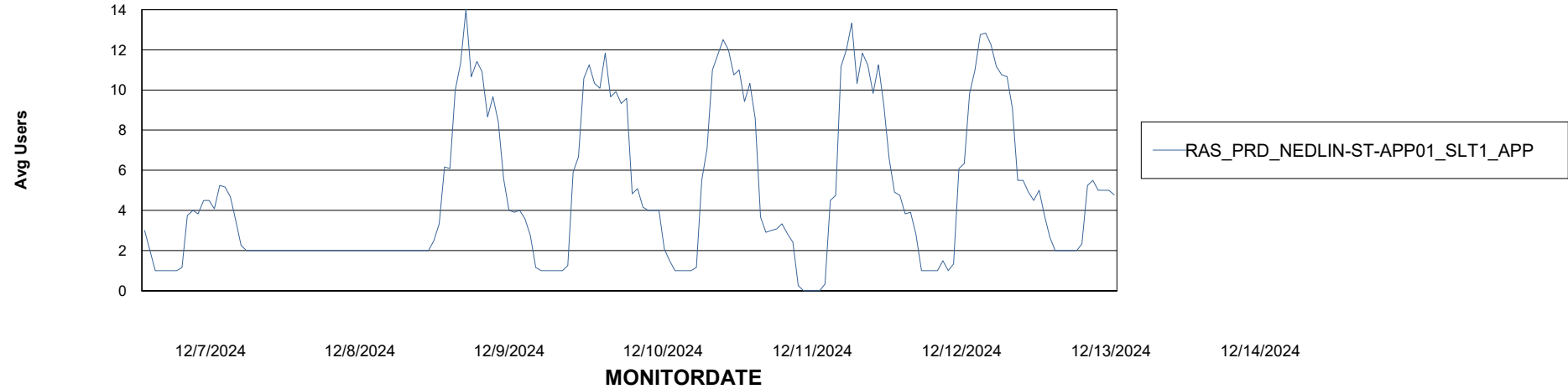


ABSSolute Application Server Services

Avg memory used per ABS Server Service



Avg users per day per ABS server



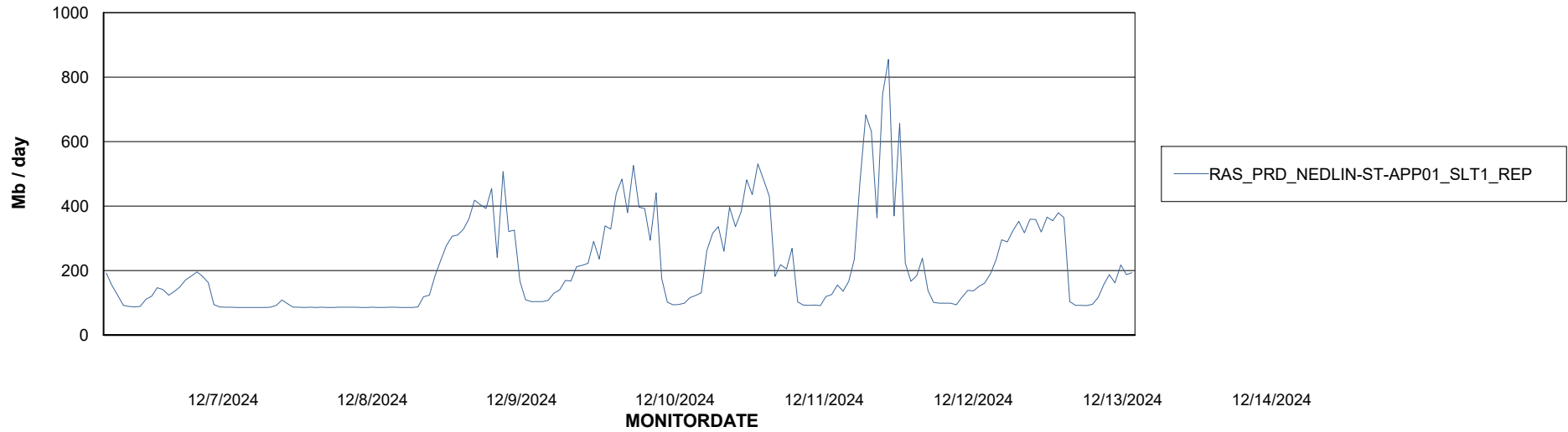
Weekly SLA Customer Report

Customer RAS_Production
Database ID 189



ABSSolute Application ReportServer Services

Avg memory used per ReportServer Service



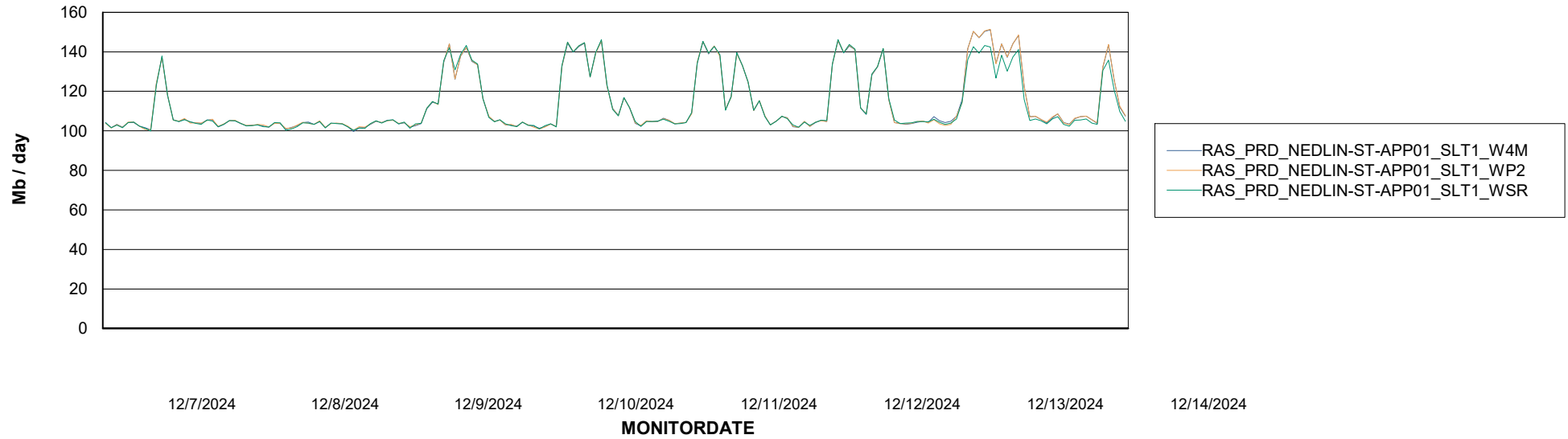
Weekly SLA Customer Report

Customer RAS_Production
Database ID 189



ABSSolute Web Component Services

Avg memory used per ABS Web component



Weekly SLA Customer Report

Customer RAS_Production
Database ID 189



Disaster per ABS component

