

# Weekly SLA Customer Report

Customer LLG\_Production  
 Database ID 148



Harddisk Usage LLG\_ABSAPPS01

	Free disk space on C: (%)	Total disk space on C: (Gb)	Used disk space on C: (Gb)	Free disk space on D: (%)	Total disk space on D: (Gb)	Used disk space on D: (Gb)
12/14/2024	88	500	62	98	393	9
12/13/2024	88	500	62	98	393	9
12/12/2024	88	500	62	98	393	9
12/11/2024	88	500	61	98	393	9
12/10/2024	88	500	62	98	393	9
12/9/2024	88	500	62	98	393	9
12/8/2024	87	500	63	98	393	9

Harddisk Usage LLG\_ABSApps02

	Free disk space on C: (%)	Total disk space on C: (Gb)	Used disk space on C: (Gb)	Free disk space on D: (%)	Total disk space on D: (Gb)	Used disk space on D: (Gb)
12/14/2024	91	500	44	96	393	15
12/13/2024	91	500	44	96	393	15
12/12/2024	91	500	44	96	393	15
12/11/2024	91	500	43	96	393	15
12/10/2024	91	500	43	96	393	15
12/9/2024	91	500	43	96	393	15
12/8/2024	91	500	43	96	393	15

# Weekly SLA Customer Report

Customer LLG\_Production  
Database ID 148



## Harddisk Usage LLG\_ABSBI01

	Free disk space on C: (%)	Total disk space on C: (Gb)	Used disk space on C: (Gb)	Free disk space on D: (%)	Total disk space on D: (Gb)	Used disk space on D: (Gb)
12/14/2024	83	446	77	90	2,681	257
12/13/2024	83	446	77	90	2,681	256
12/12/2024	83	446	77	90	2,681	256
12/11/2024	83	446	76	90	2,681	256
12/10/2024	83	446	76	90	2,681	256
12/9/2024	83	446	77	90	2,681	256
12/8/2024	82	446	80	90	2,681	256

## Harddisk Usage LLG\_ABSDB01

	Free disk space on C: (%)	Total disk space on C: (Gb)	Used disk space on C: (Gb)	Free disk space on D: (%)	Total disk space on D: (Gb)	Used disk space on D: (Gb)	Free disk space on E: (%)	Total disk space on E: (Gb)	Used disk space on E: (Gb)
12/14/2024	88	446	55	71	1,605	464	68	1,077	343
12/13/2024	88	446	55	71	1,605	464	68	1,077	342
12/12/2024	88	446	55	71	1,605	464	68	1,077	342
12/11/2024	88	446	54	71	1,605	464	68	1,077	342
12/10/2024	88	446	55	71	1,605	464	68	1,077	342
12/9/2024	88	446	55	71	1,605	464	68	1,077	347
12/8/2024	88	446	55	71	1,605	464	67	1,077	358

# Weekly SLA Customer Report

Customer LLG\_Production  
 Database ID 148



Harddisk Usage LLG\_ABSDB02

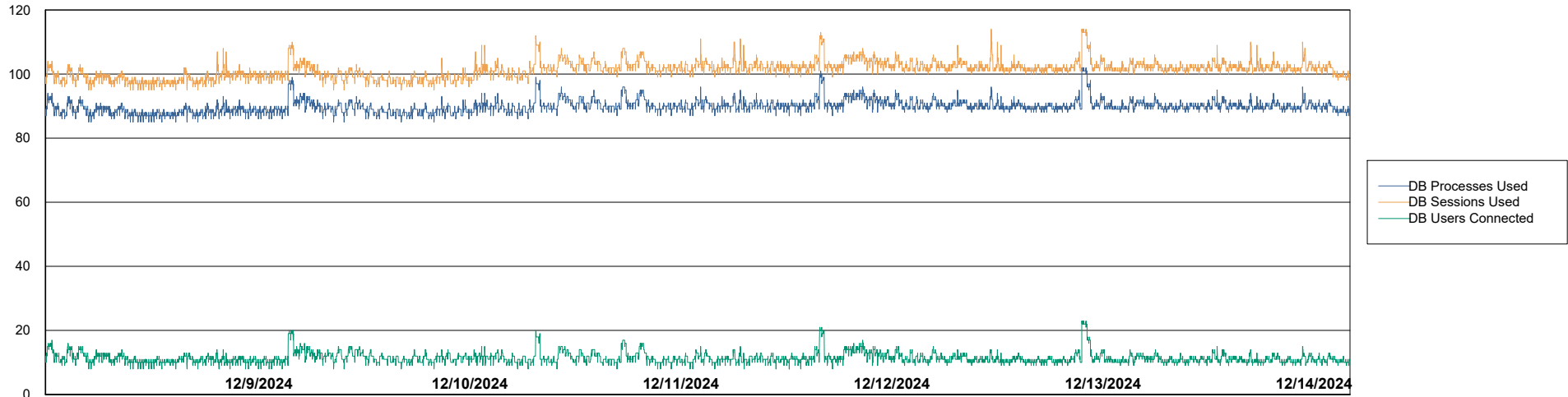
	Free disk space on C: (%)	Total disk space on C: (Gb)	Used disk space on C: (Gb)	Free disk space on D: (%)	Total disk space on D: (Gb)	Used disk space on D: (Gb)	Free disk space on E: (%)	Total disk space on E: (Gb)	Used disk space on E: (Gb)
12/14/2024	35	446	291	63	1,605	595	99	1,077	8
12/13/2024	35	446	291	63	1,605	595	98	1,077	22
12/12/2024	35	446	291	63	1,605	595	83	1,077	183
12/11/2024	35	446	290	63	1,605	595	83	1,077	180
12/10/2024	35	446	289	63	1,605	595	83	1,077	180
12/9/2024	36	446	285	63	1,605	595	83	1,077	180
12/8/2024	38	446	278	63	1,605	595	96	1,077	38

# Weekly SLA Customer Report

Customer LLG\_Production  
Database ID 148



Database Performance LLG\_ABSBI01\_BI\_PROD\_ABS1



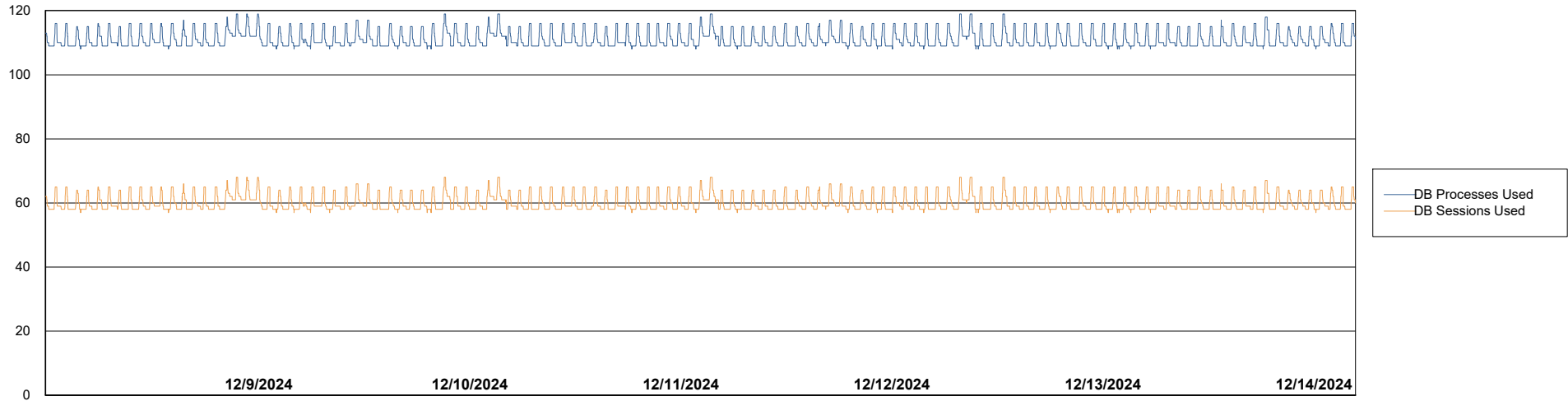
# Weekly SLA Customer Report

Customer LLG\_Production  
Database ID 148



Database Performance LLG\_ABSDB02\_PROD\_HSBABS1

DB Processes Max 4  
DB Processes Max 0  
DB Processes Max 300

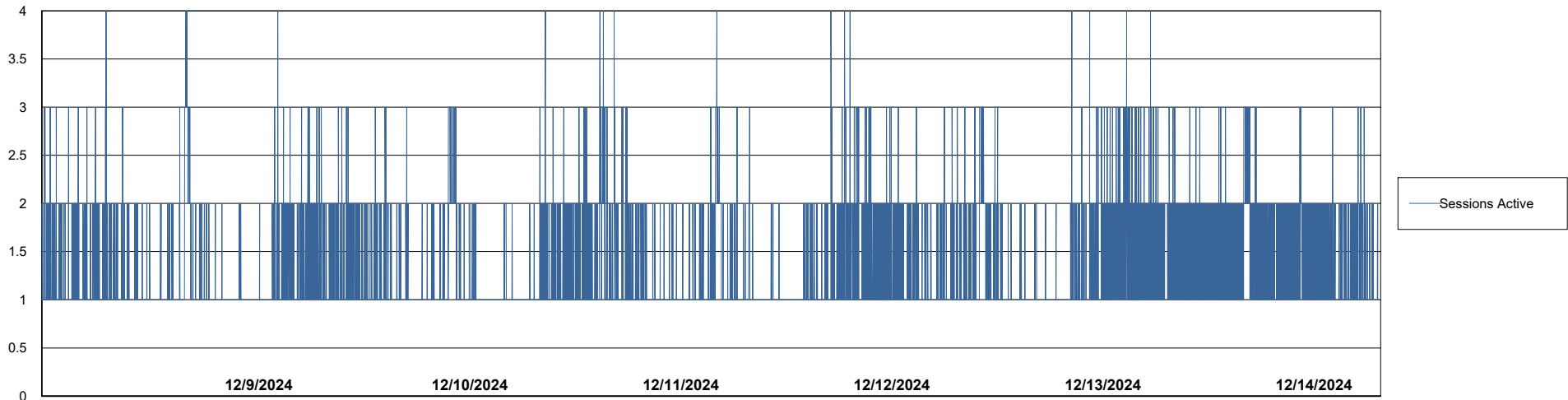
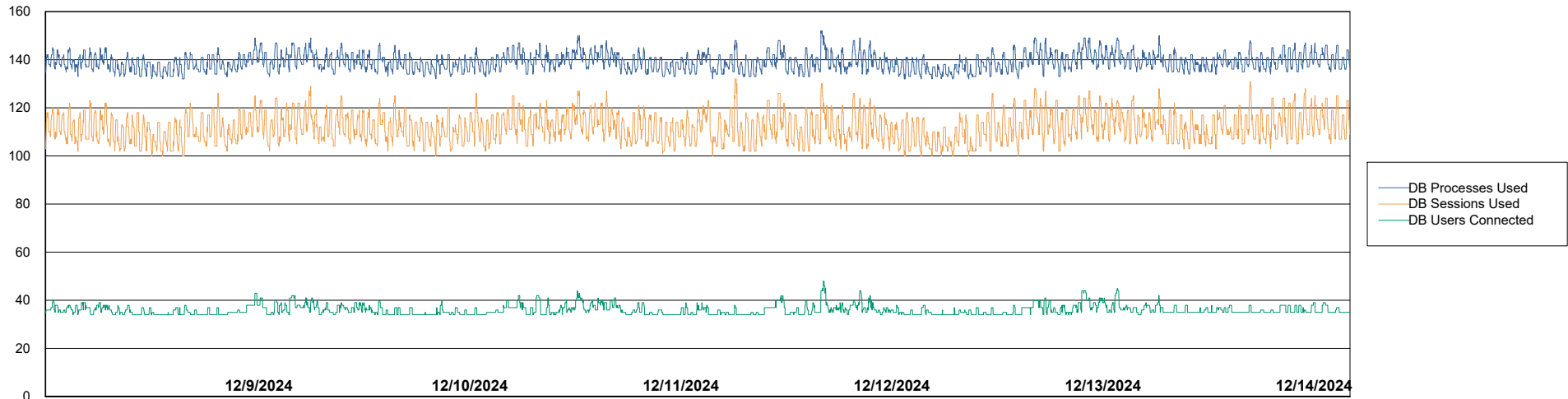


# Weekly SLA Customer Report

Customer LLG\_Production  
Database ID 148



## Database Performance LLG\_ABSDB1\_PROD\_ABS1



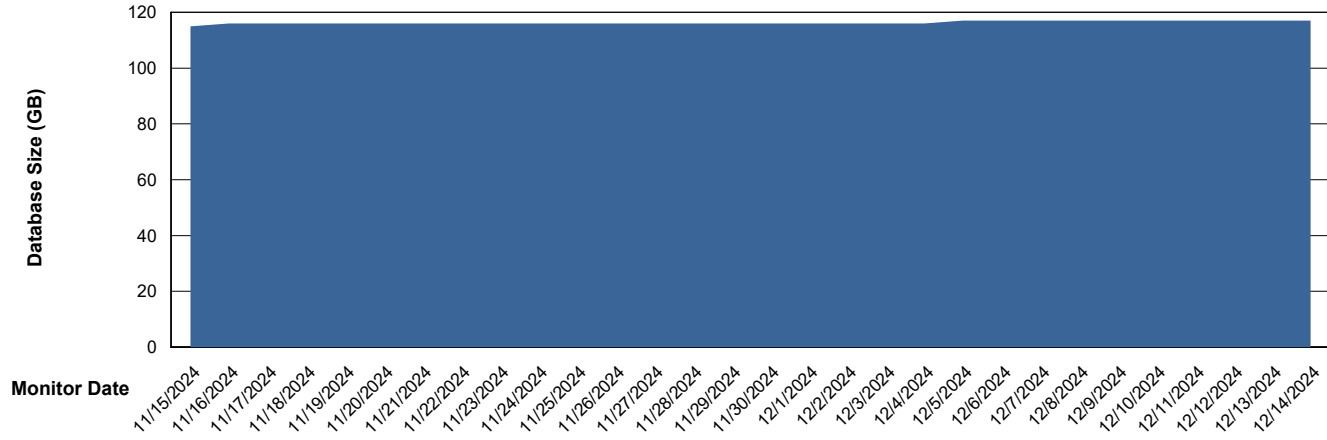
# Weekly SLA Customer Report

Customer LLG\_Production  
Database ID 148



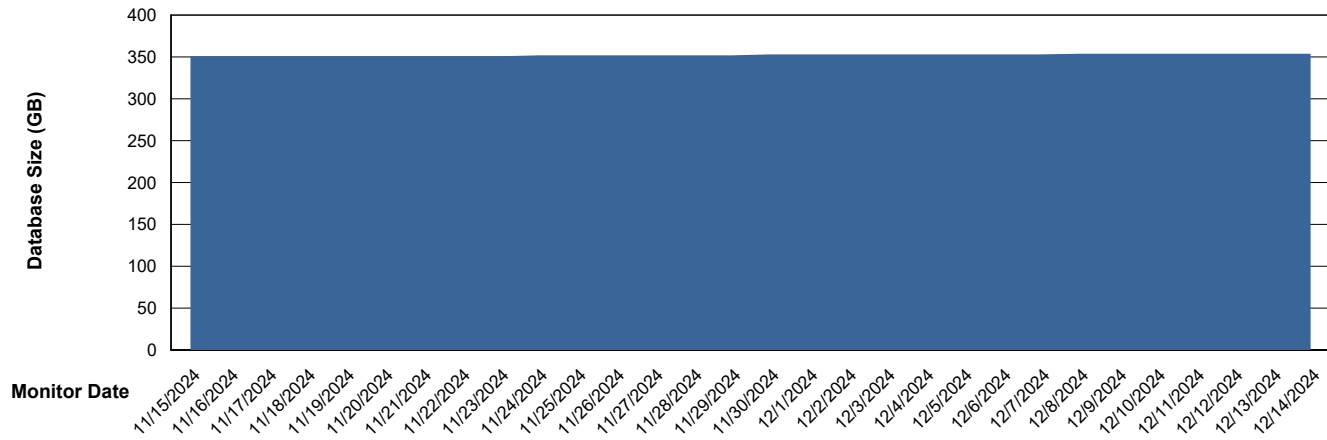
DATABASE SIZE LLG\_ABSBI01\_BI\_PROD\_ABS1

### Database growth over last month



DATABASE SIZE LLG\_ABSDB1\_PROD\_ABS1

### Database growth over last month



# Weekly SLA Customer Report

Customer      LLG\_Production  
 Database ID    148



Database Tablespace      LLG\_ABSBI01\_BI\_PROD\_ABS1

Date	Tablespace Name	Filesize (Gb)	Usedsize (Gb)	Percentage free
12/14/2024	ABSDATA	64	48	25
	INDX	76	61	20
12/13/2024	ABSDATA	64	48	25
	INDX	76	61	20
12/12/2024	ABSDATA	64	48	25
	INDX	76	61	20
12/11/2024	ABSDATA	64	48	25
	INDX	76	61	20
12/10/2024	ABSDATA	64	48	25
	INDX	76	61	20
12/9/2024	ABSDATA	64	48	25
	INDX	76	61	20
12/8/2024	ABSDATA	64	48	25
	INDX	76	61	20

# Weekly SLA Customer Report

Customer LLG\_Production  
 Database ID 148



Database Tablespace LLG\_ABSDB1\_PROD\_ABS1

Date	Tablespace Name	Filesize (Gb)	Usedsize (Gb)	Percentage free
12/14/2024	ABSDATA	178	145	19
	INDX	235	194	18
12/13/2024	ABSDATA	178	145	19
	INDX	235	194	18
12/12/2024	ABSDATA	178	145	19
	INDX	235	194	18
12/11/2024	ABSDATA	178	145	19
	INDX	235	194	18
12/10/2024	ABSDATA	178	145	19
	INDX	235	194	18
12/9/2024	ABSDATA	178	145	19
	INDX	235	194	18
12/8/2024	ABSDATA	178	145	19
	INDX	235	194	18

BI Status and last ETL error for LLG\_ABSBI01\_BI\_PROD\_ABS1

	Mon 9/12/2024	Tue 10/12/2024	Wed 11/12/2024	Thu 12/12/2024	Fri 13/12/2024	Sat 14/12/2024
<b>ABS DataWarehouse ETL Health</b>	OK	OK	OK	OK	OK	OK
<b>ABS DWHStaging ETL Health</b>	OK	OK	OK	OK	OK	OK

## Weekly SLA Customer Report

Customer LLG\_Production  
Database ID 148



BI last ETL error for LLG\_ABSBI01\_BI\_PROD\_ABS1

Mon, 9-12-2024	None
Sat, 14-12-2024	None
Thu, 12-12-2024	None
Wed, 11-12-2024	None
Wed, 11-12-2024	None
Thu, 12-12-2024	None
Fri, 13-12-2024	None
Sun, 8-12-2024	None
Sat, 14-12-2024	None
Tue, 10-12-2024	None
Tue, 10-12-2024	None
Fri, 13-12-2024	None
Sun, 8-12-2024	None
Mon, 9-12-2024	None

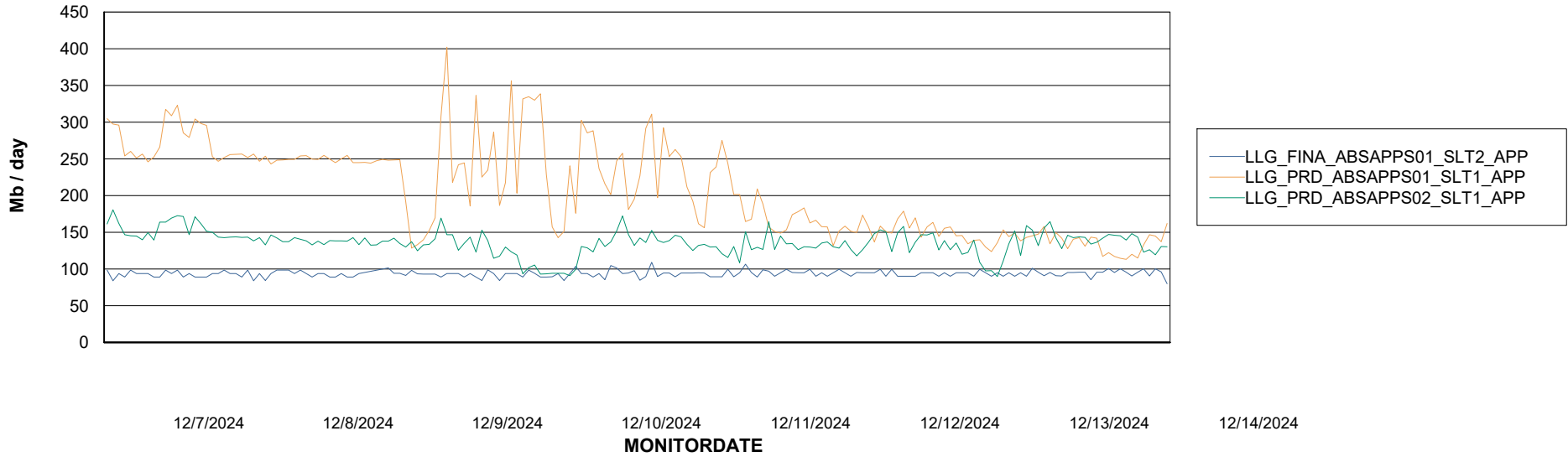
# Weekly SLA Customer Report

Customer LLG\_Production  
Database ID 148

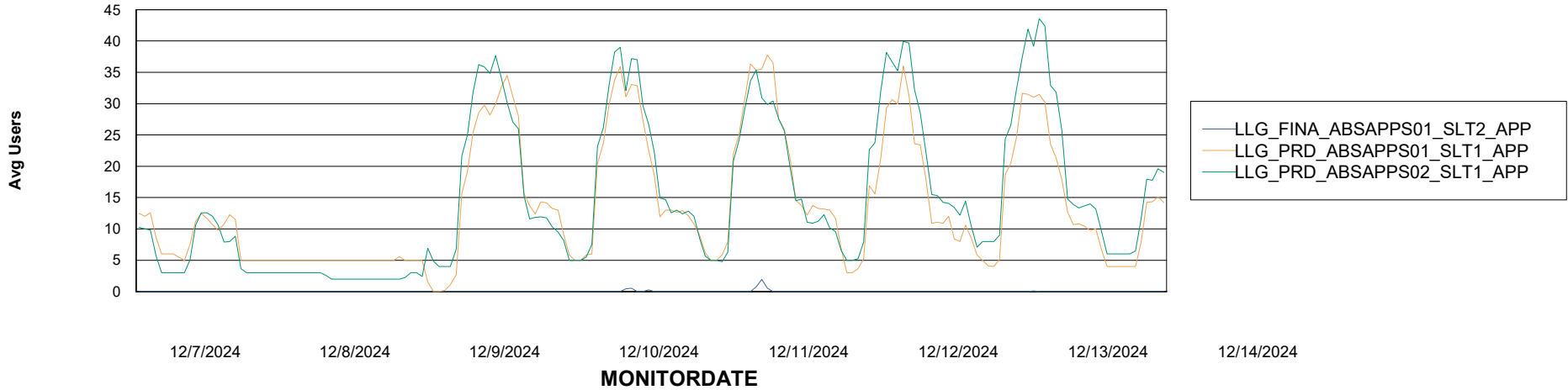


## ABSSolute Application Server Services

### Avg memory used per ABS Server Service



### Avg users per day per ABS server



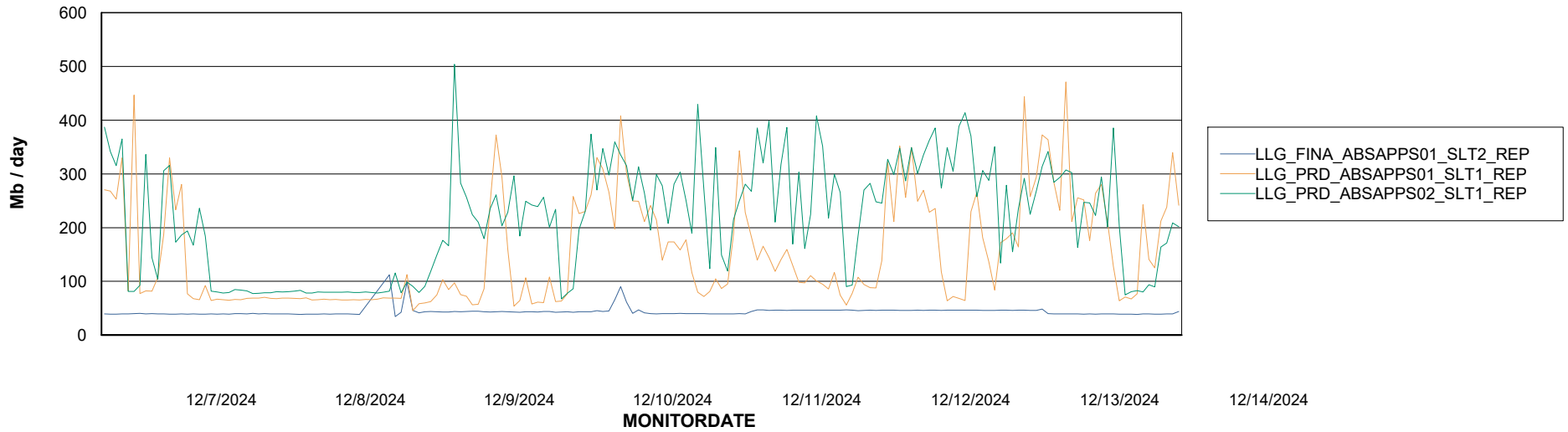
# Weekly SLA Customer Report

Customer LLG\_Production  
Database ID 148



## ABSSolute Application ReportServer Services

### Avg memory used per ReportServer Service



### Disaster per ABS component

