

# Weekly SLA Customer Report

Customer SPI\_Production  
 Database ID 49



Harddisk Usage SPI\_PRD\_SRV2016-SW1

	Free disk space on C: (%)	Total disk space on C: (Gb)	Used disk space on C: (Gb)	Free disk space on D: (%)	Total disk space on D: (Gb)	Used disk space on D: (Gb)
12/7/2024	41	79	47	55	100	45
12/6/2024	41	79	47	55	100	45
12/5/2024	41	79	47	55	100	45
12/4/2024	41	79	47	56	100	44
12/3/2024	40	79	48	56	100	44
12/2/2024	40	79	48	56	100	44
12/1/2024	40	79	48	56	100	44

Harddisk Usage SPI\_PRD\_SRV2016-SW2

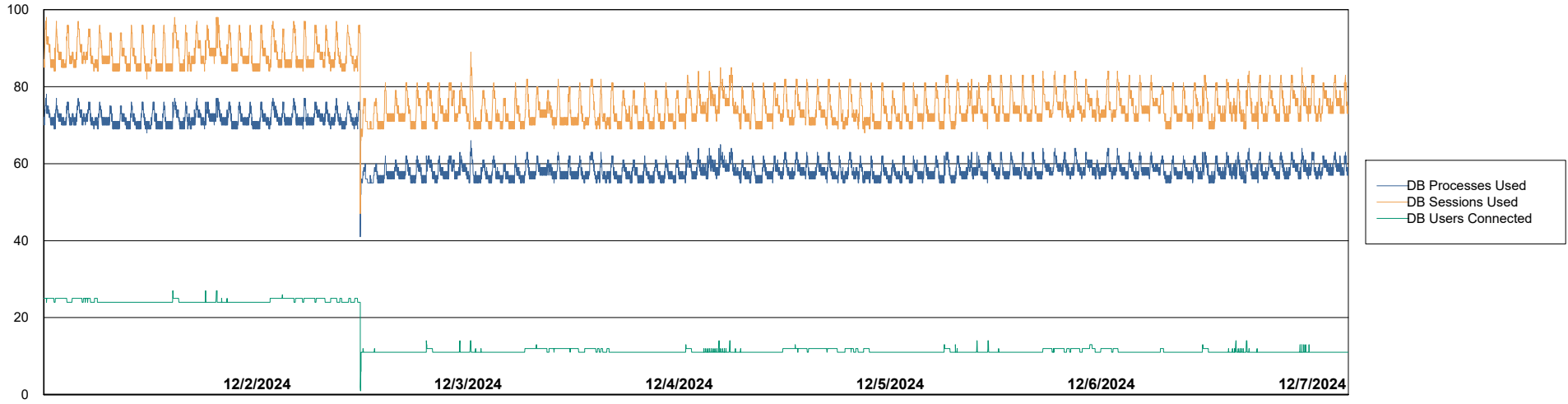
	Free disk space on C: (%)	Total disk space on C: (Gb)	Used disk space on C: (Gb)	Free disk space on D: (%)	Total disk space on D: (Gb)	Used disk space on D: (Gb)
12/7/2024	38	79	49	59	150	62
12/6/2024	38	79	49	59	150	62
12/5/2024	38	79	49	59	150	62
12/4/2024	38	79	49	59	150	61
12/3/2024	38	79	49	59	150	61
12/2/2024	38	79	49	59	150	61
12/1/2024	38	79	49	59	150	61

# Weekly SLA Customer Report

Customer SPI\_Production  
Database ID 49



Database Performance SPI\_PRD\_SRV2016-SW1\_ABS1



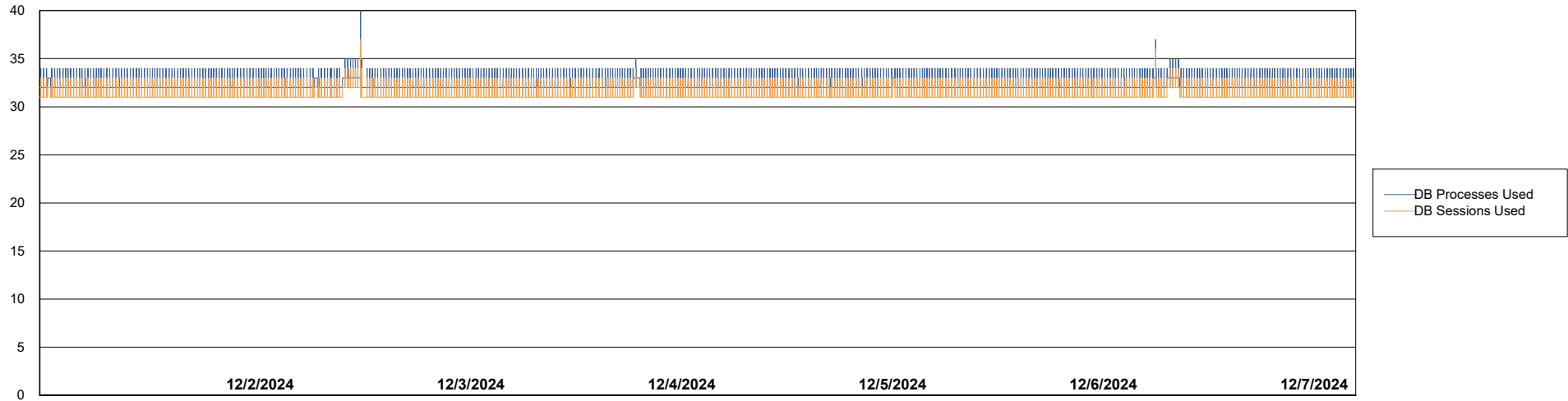
# Weekly SLA Customer Report

Customer SPI\_Production  
Database ID 49



Database Performance SPI\_PRD\_SRV2016-SW2\_HSBABS1

DB Processes Max 500



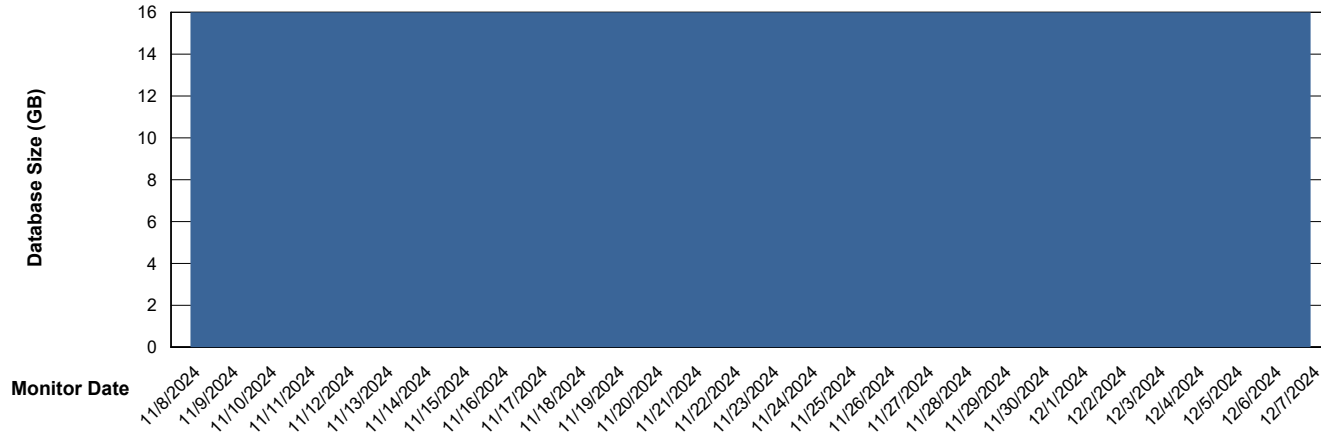
# Weekly SLA Customer Report

Customer SPI\_Production  
 Database ID 49



DATABASE SIZE SPI\_PRD\_SRV2016-SW1\_ABS1

## Database growth over last month



Database Tablespace SPI\_PRD\_SRV2016-SW1\_ABS1

Date	Tablespace Name	Filesize (Gb)	Usedsize (Gb)	Percentage free
12/7/2024	ABSDATA	5	3	40
	INDX	8	5	35
12/6/2024	ABSDATA	5	3	40
	INDX	8	5	35
12/5/2024	ABSDATA	5	3	40
	INDX	8	5	35
12/4/2024	ABSDATA	5	3	40
	INDX	8	5	35
12/3/2024	ABSDATA	5	3	40
	INDX	8	5	35
12/2/2024	ABSDATA	5	3	40
	INDX	8	5	35
12/1/2024	ABSDATA	5	3	40
	INDX	8	5	36

# Weekly SLA Customer Report

Customer SPI\_Production  
Database ID 49



Standby Database Health SPI\_Production

## Recovery lag for last 7 days

