

Weekly SLA Customer Report

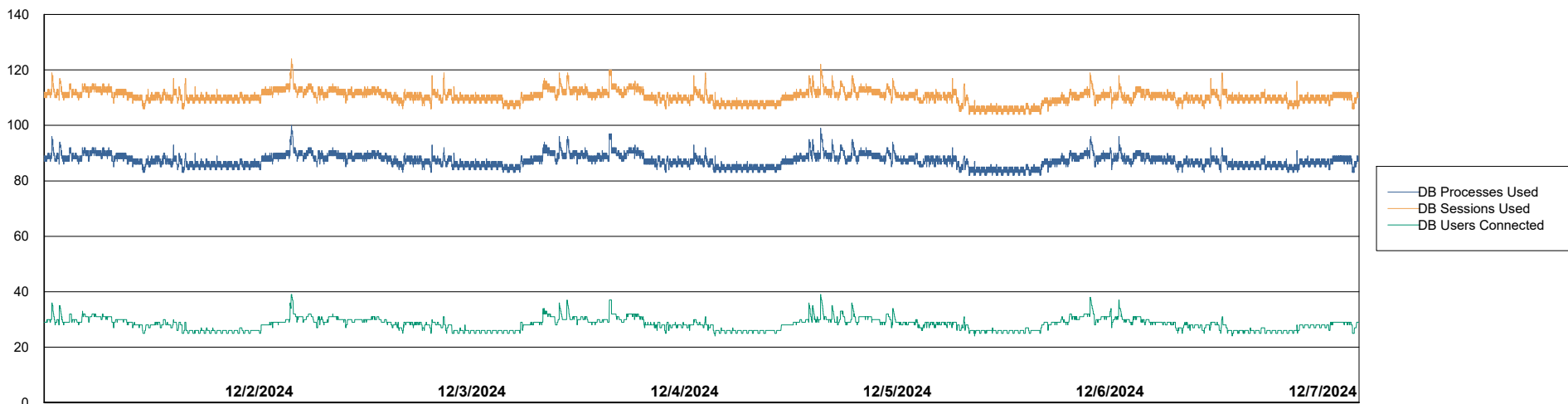
Customer RAS_Production
 Database ID 189



Harddisk Usage RAS_PRD_NEDLIN-ST-APP01

	Free disk space on C: (%)	Total disk space on C: (Gb)	Used disk space on C: (Gb)	Free disk space on D: (%)	Total disk space on D: (Gb)	Used disk space on D: (Gb)	Free disk space on E: (%)	Total disk space on E: (Gb)	Used disk space on E: (Gb)
12/7/2024	38	249	155	26	310	231	58	100	42
12/6/2024	38	249	154	26	310	229	57	100	43
12/5/2024	38	249	154	26	310	229	61	100	39
12/4/2024	38	249	154	26	310	229	63	100	37
12/3/2024	39	249	153	26	310	229	66	100	33
12/2/2024	39	249	152	26	310	229	69	100	31
12/1/2024	39	249	152	27	310	228	65	100	35

Database Performance RAS_PRD_NEDLIN-ST-APP01_ABS1



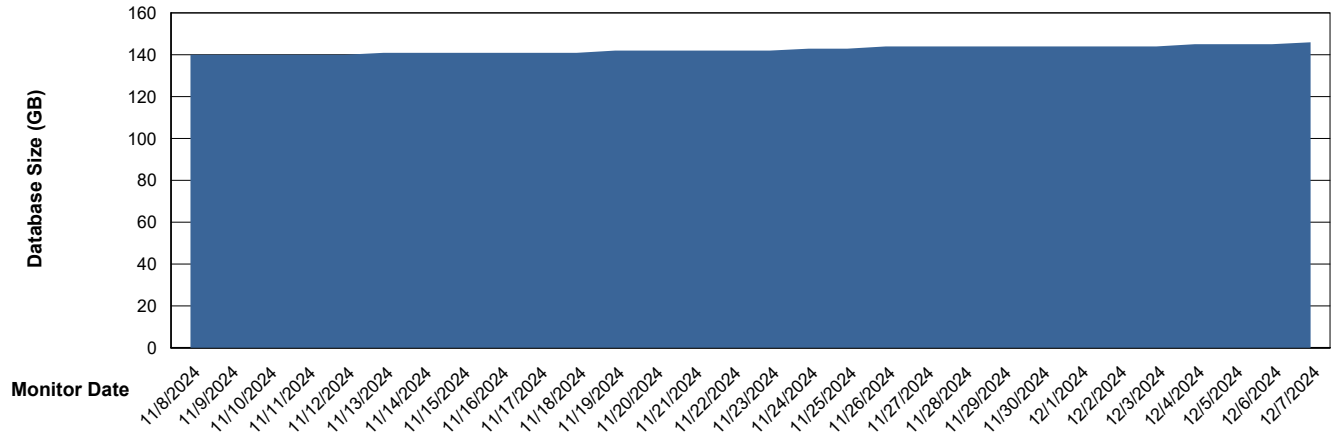
Weekly SLA Customer Report

Customer RAS_Production
 Database ID 189



DATABASE SIZE RAS_PRD_NEDLIN-ST-APP01_ABS1

Database growth over last month



Database Tablespace RAS_PRD_NEDLIN-ST-APP01_ABS1

Date	Tablespace Name	Filesize (Gb)	Usedsize (Gb)	Percentage free
12/7/2024	ABSDATA	60	37	38
	INDX	128	94	27
12/6/2024	ABSDATA	60	37	38
	INDX	128	94	27
12/5/2024	ABSDATA	60	37	38
	INDX	128	94	27
12/4/2024	ABSDATA	60	37	38
	INDX	128	94	27
12/3/2024	ABSDATA	60	37	38
	INDX	128	94	27
12/2/2024	ABSDATA	60	37	38
	INDX	128	94	27
12/1/2024	ABSDATA	60	37	38
	INDX	128	94	27

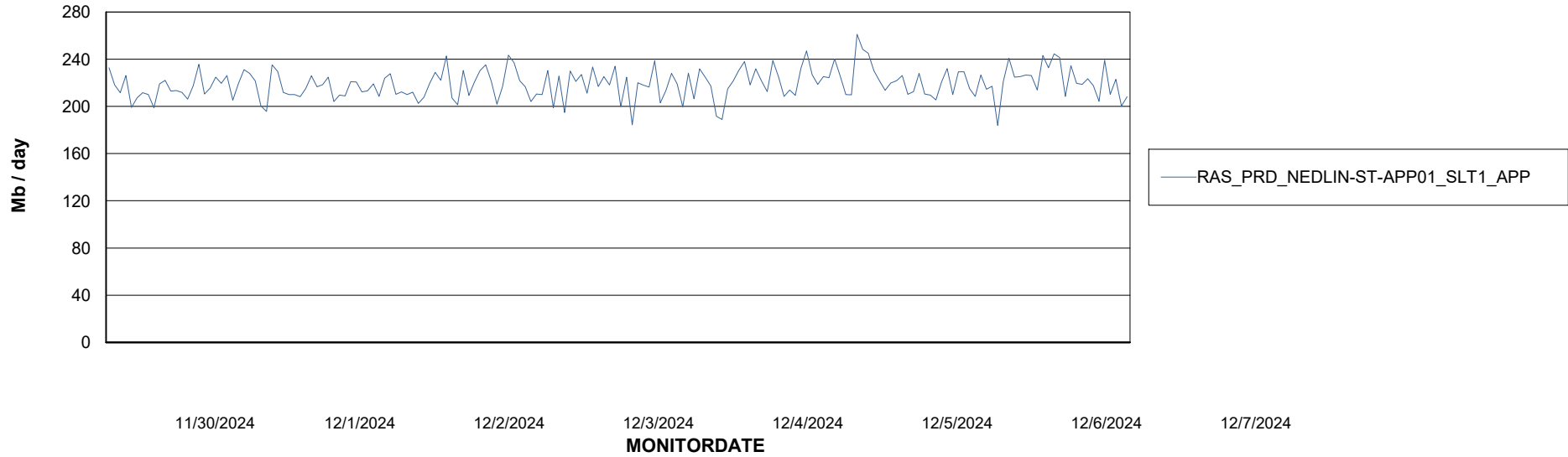
Weekly SLA Customer Report

Customer RAS_Production
Database ID 189

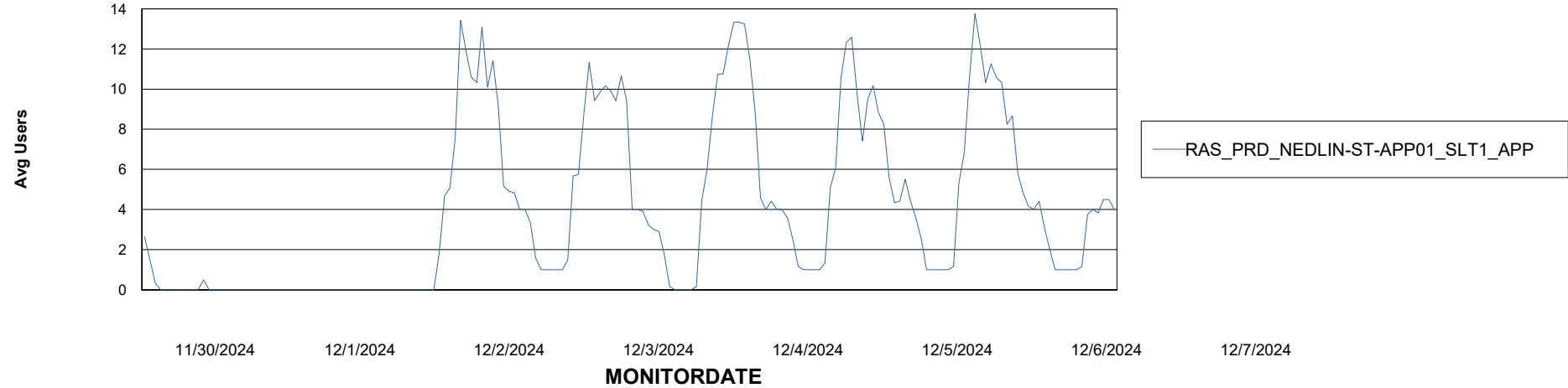


ABSSolute Application Server Services

Avg memory used per ABS Server Service



Avg users per day per ABS server



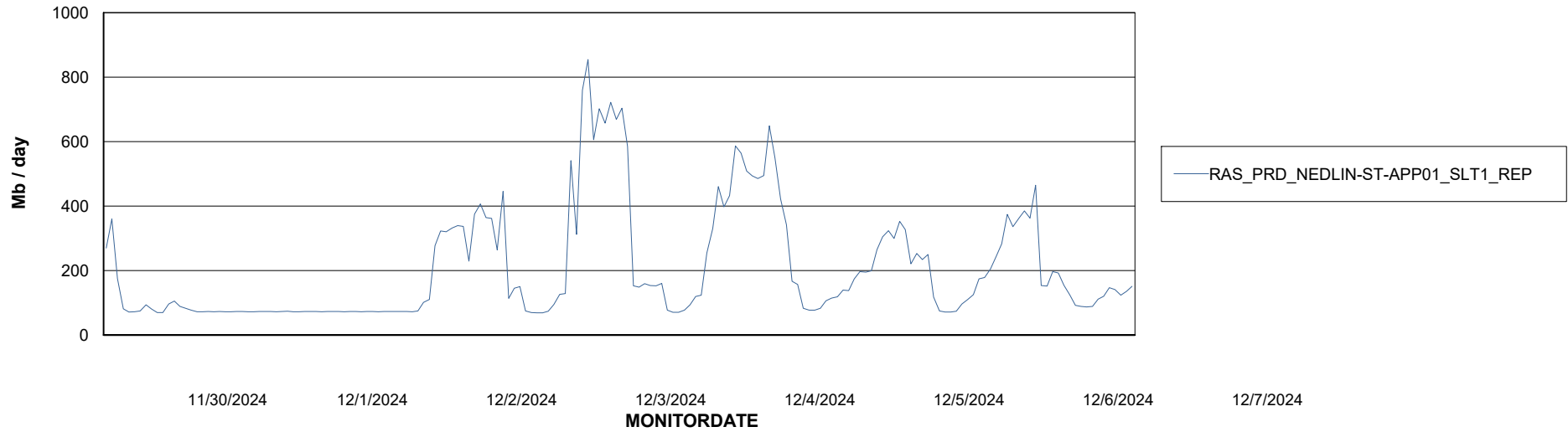
Weekly SLA Customer Report

Customer RAS_Production
Database ID 189



ABSSolute Application ReportServer Services

Avg memory used per ReportServer Service



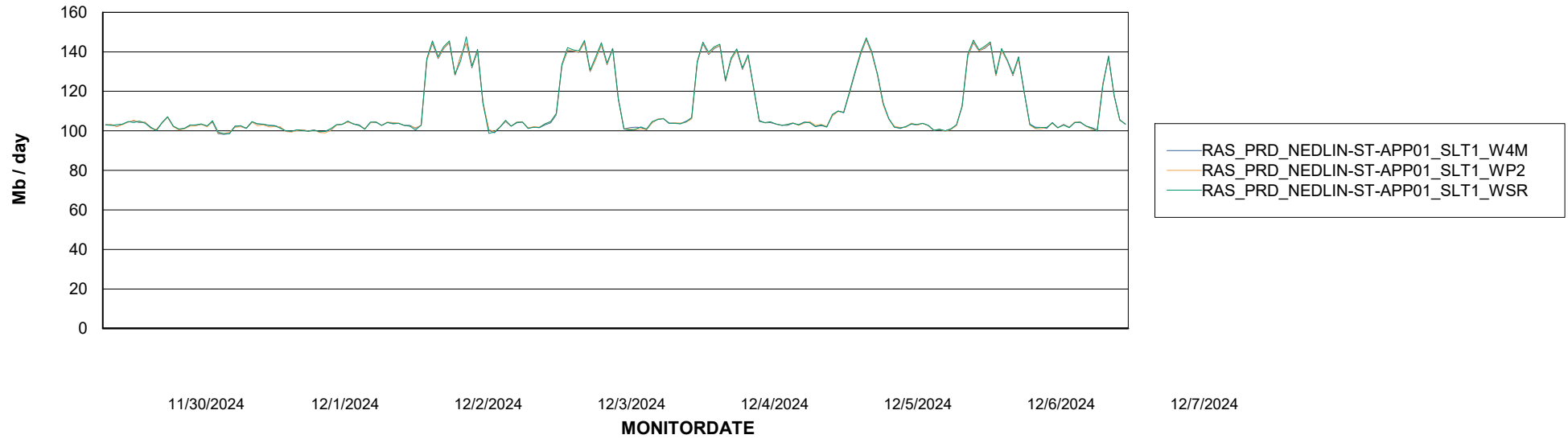
Weekly SLA Customer Report

Customer RAS_Production
Database ID 189



ABSSolute Web Component Services

Avg memory used per ABS Web component



Weekly SLA Customer Report

Customer RAS_Production
Database ID 189



Disaster per ABS component

