

# Weekly SLA Customer Report

Customer NIX\_Production  
 Database ID 51



Harddisk Usage NIX\_PRD\_ABSAPP01

	Free disk space on C: (%)	Total disk space on C: (Gb)	Used disk space on C: (Gb)	Free disk space on E: (%)	Total disk space on E: (Gb)	Used disk space on E: (Gb)
12/7/2024	60	207	82	100	98	0
12/6/2024	60	207	82	100	98	0
12/5/2024	60	207	82	100	98	0
12/4/2024	60	207	82	100	98	0
12/3/2024	61	207	81	100	98	0
12/2/2024	61	207	81	100	98	0
12/1/2024	61	207	81	100	98	0

Harddisk Usage NIX\_PRD\_ABSAPP04

	Free disk space on C: (%)	Total disk space on C: (Gb)	Used disk space on C: (Gb)
12/7/2024	28	127	91
12/6/2024	28	127	91
12/5/2024	28	127	91
12/4/2024	28	127	91
12/3/2024	28	127	91
12/2/2024	27	127	92
12/1/2024	26	127	94

# Weekly SLA Customer Report

Customer NIX\_Production  
Database ID 51



## Harddisk Usage NIX\_PRD\_ABSBI

	Free disk space on C: (%)	Total disk space on C: (Gb)	Used disk space on C: (Gb)	Free disk space on E: (%)	Total disk space on E: (Gb)	Used disk space on E: (Gb)
12/7/2024	59	179	73	49	700	357
12/6/2024	59	179	73	49	700	355
12/5/2024	59	179	73	49	700	355
12/4/2024	59	179	73	49	700	355
12/3/2024	59	179	73	49	700	355
12/2/2024	59	179	73	49	700	355
12/1/2024	59	179	73	49	700	355

## Harddisk Usage NIX\_PRD\_ABSDB01

	Free disk space on C: (%)	Total disk space on C: (Gb)	Used disk space on C: (Gb)	Free disk space on D: (%)	Total disk space on D: (Gb)	Used disk space on D: (Gb)	Free disk space on E: (%)	Total disk space on E: (Gb)	Used disk space on E: (Gb)	Free disk space on F: (%)
12/7/2024	62	554	209	35	586	382	26	605	447	78
12/6/2024	62	554	209	35	586	382	29	605	430	84
12/5/2024	62	554	209	35	586	382	30	605	422	88
12/4/2024	71	554	162	35	586	382	32	605	413	85
12/3/2024	62	554	209	35	586	382	32	605	412	72
12/2/2024	44	554	312	35	586	381	33	605	404	70
12/1/2024	45	554	302	35	586	381	33	605	404	40

# Weekly SLA Customer Report

Customer NIX\_Production  
 Database ID 51



Harddisk Usage NIX\_PRD\_ABSDB02

	Free disk space on C: (%)	Total disk space on C: (Gb)	Used disk space on C: (Gb)	Free disk space on D: (%)	Total disk space on D: (Gb)	Used disk space on D: (Gb)	Free disk space on E: (%)	Total disk space on E: (Gb)	Used disk space on E: (Gb)	Free disk space on F: (%)
12/7/2024	86	574	78	28	488	352	35	684	446	100
12/6/2024	86	574	79	28	488	352	37	684	430	100
12/5/2024	86	574	79	28	488	352	38	684	422	100
12/4/2024	86	574	79	28	488	352	40	684	413	100
12/3/2024	86	574	79	28	488	352	40	684	412	100
12/2/2024	86	574	78	28	488	352	41	684	404	100
12/1/2024	86	574	78	28	488	352	41	684	404	100

Harddisk Usage NIX\_PRD\_ABSWEB02

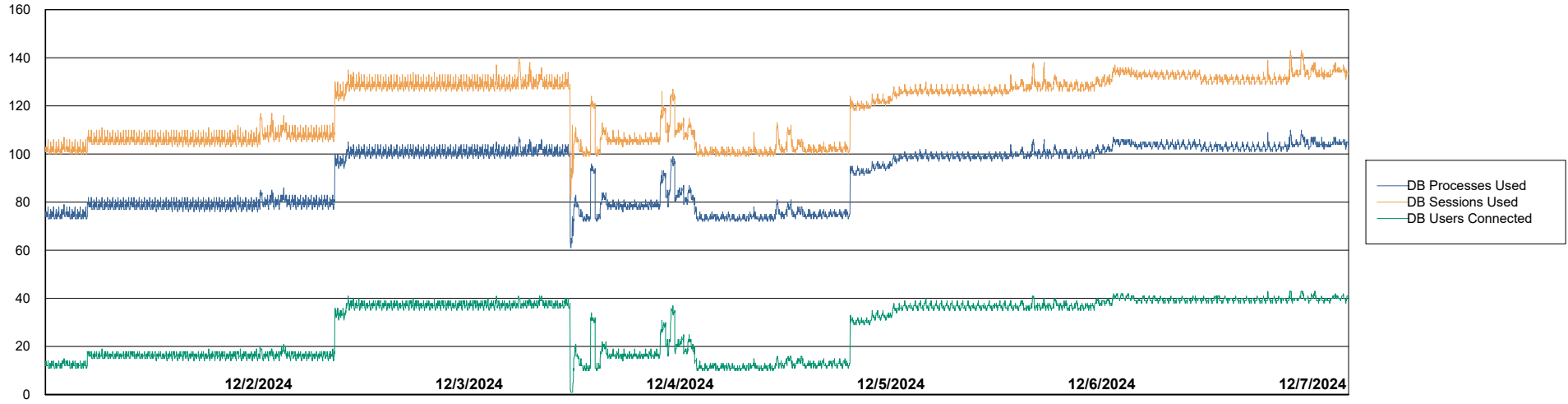
	Free disk space on C: (%)	Total disk space on C: (Gb)	Used disk space on C: (Gb)
12/7/2024	83	300	50
12/6/2024	83	300	50
12/5/2024	83	300	50
12/4/2024	83	300	50
12/3/2024	83	300	50
12/2/2024	83	300	50
12/1/2024	83	300	50

# Weekly SLA Customer Report

Customer NIX\_Production  
Database ID 51



## Database Performance NIX\_PRD\_ABSBI\_ABS1

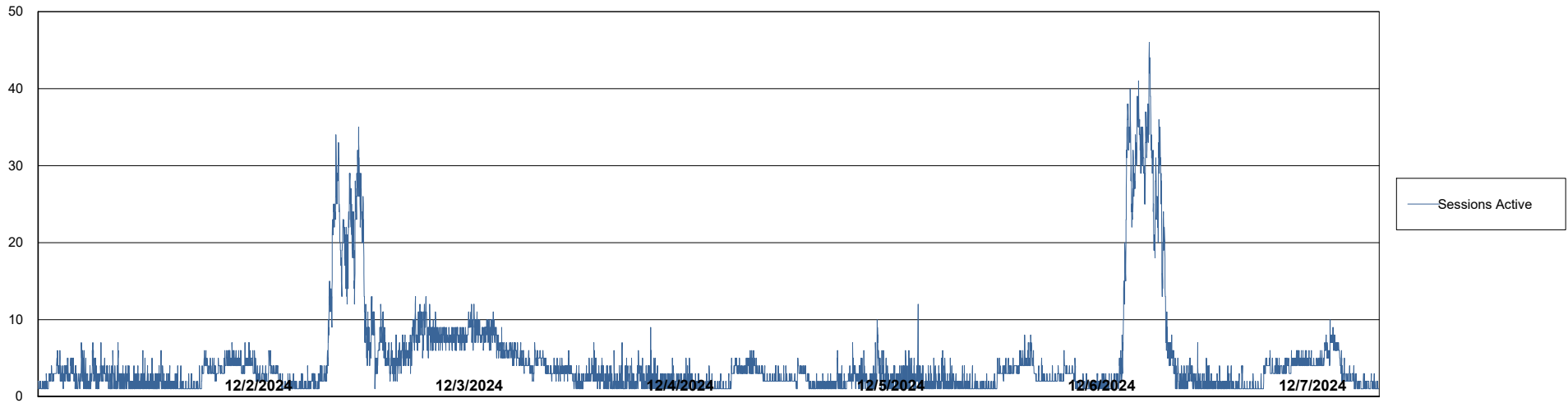
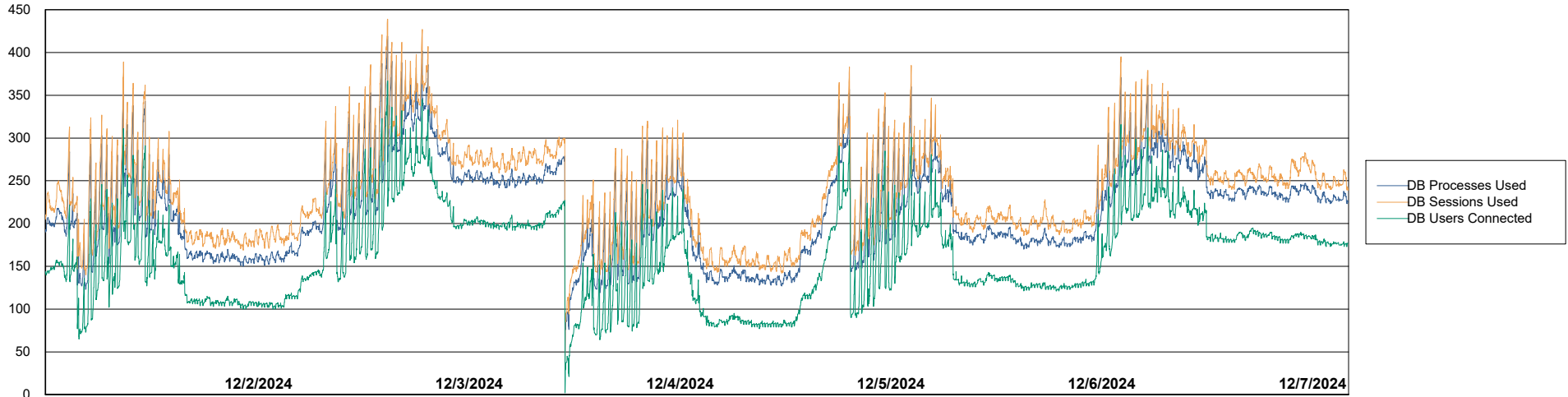


# Weekly SLA Customer Report

Customer NIX\_Production  
Database ID 51



## Database Performance NIX\_PRD\_ABSD01\_ABS1



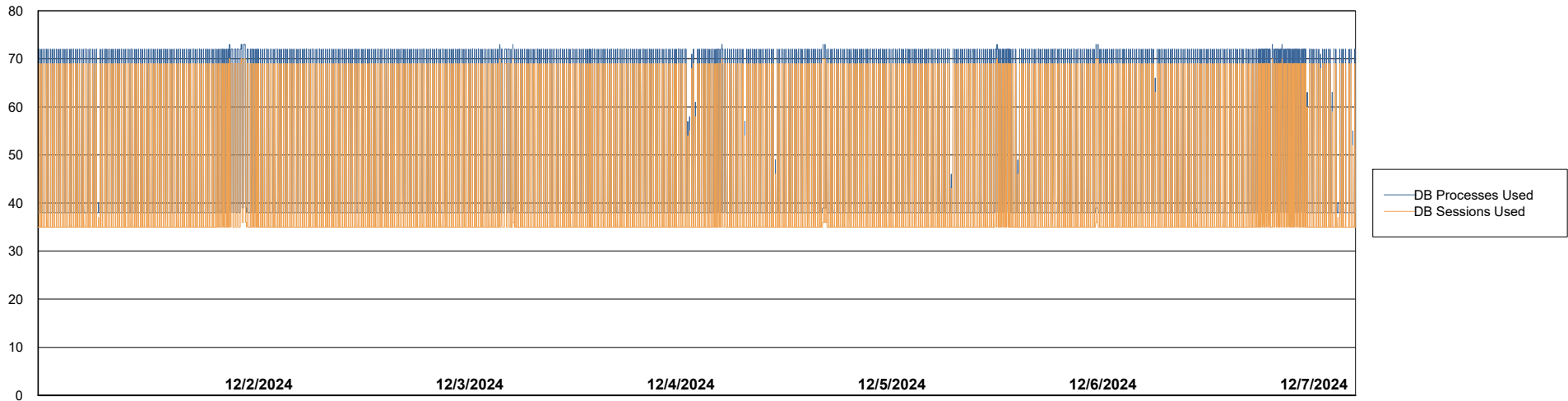
# Weekly SLA Customer Report

Customer NIX\_Production  
Database ID 51



Database Performance NIX\_PRD\_ABSD02\_HSBABS1

DB Processes Max 300



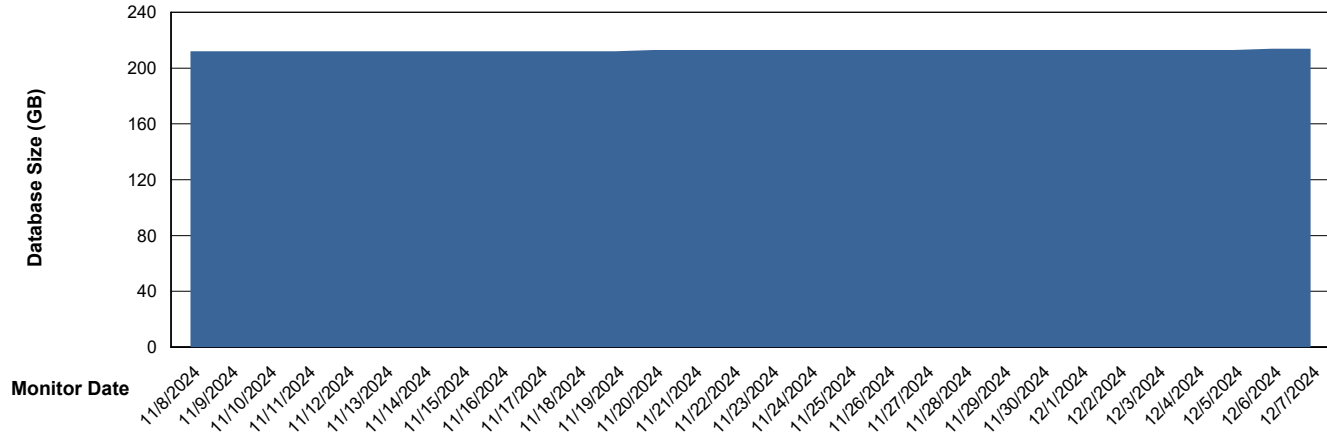
# Weekly SLA Customer Report

Customer NIX\_Production  
Database ID 51



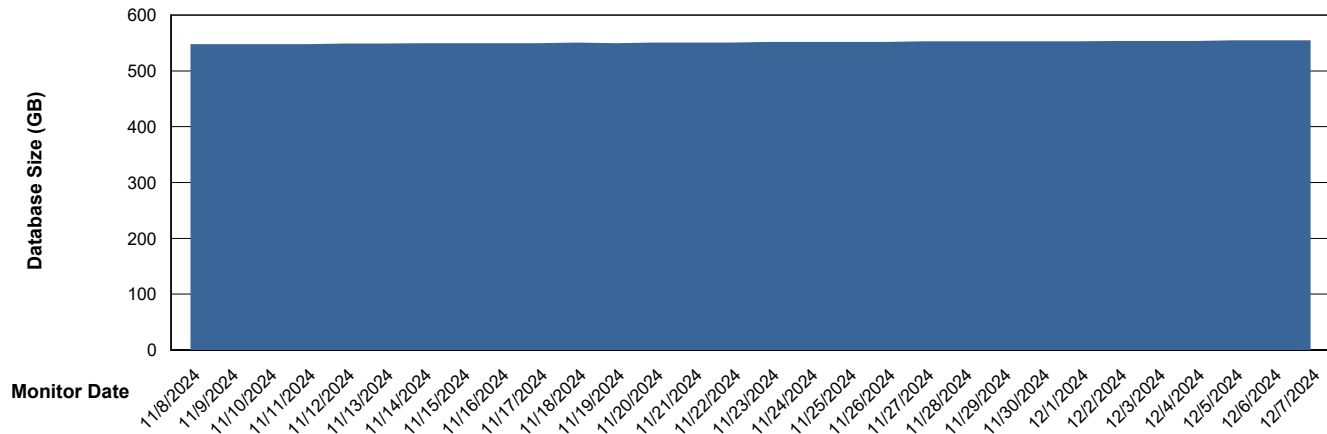
DATABASE SIZE NIX\_PRD\_ABSBI\_ABS1

### Database growth over last month



DATABASE SIZE NIX\_PRD\_ABSDB01\_ABS1

### Database growth over last month



# Weekly SLA Customer Report

Customer NIX\_Production  
Database ID 51



Database Tablespace NIX\_PRD\_ABSBI\_ABS1

Date	Tablespace Name	Filesize (Gb)	Usedsize (Gb)	Percentage free
12/7/2024	ABSDATA	115	94	19
	INDX	147	119	19
12/6/2024	ABSDATA	115	94	19
	INDX	147	119	19
12/5/2024	ABSDATA	115	94	19
	INDX	147	119	19
12/4/2024	ABSDATA	115	94	19
	INDX	147	119	19
12/3/2024	ABSDATA	115	94	19
	INDX	147	119	19
12/2/2024	ABSDATA	115	94	19
	INDX	147	119	19
12/1/2024	ABSDATA	115	94	19
	INDX	147	119	19

# Weekly SLA Customer Report

Customer NIX\_Production  
 Database ID 51



Database Tablespace NIX\_PRD\_ABSD01\_ABS1

Date	Tablespace Name	Filesize (Gb)	Usedsize (Gb)	Percentage free
12/7/2024	ABSDATA	291	238	18
	INDX	360	291	19
12/6/2024	ABSDATA	291	238	18
	INDX	360	291	19
12/5/2024	ABSDATA	291	237	18
	INDX	360	291	19
12/4/2024	ABSDATA	291	237	19
	INDX	360	291	19
12/3/2024	ABSDATA	291	237	19
	INDX	360	291	19
12/2/2024	ABSDATA	291	236	19
	INDX	360	291	19
12/1/2024	ABSDATA	291	236	19
	INDX	360	291	19

BI Status and last ETL error for NIX\_PRD\_ABSBI\_ABS1

	Mon 2/12/2024	Tue 3/12/2024	Wed 4/12/2024	Thu 5/12/2024	Fri 6/12/2024	Sat 7/12/2024
<b>ABS DataWarehouse ETL Health</b>	OK	OK	OK	OK	OK	OK
<b>ABS DWHStaging ETL Health</b>	OK	OK	OK	OK	OK	OK

# Weekly SLA Customer Report

Customer NIX\_Production  
Database ID 51



BI last ETL error for	NIX_PRD_ABSBI_ABS1
-----------------------	--------------------

Thu, 5-12-2024	None
Mon, 2-12-2024	None
Mon, 2-12-2024	None
Wed, 4-12-2024	None
Sat, 7-12-2024	None
Sun, 1-12-2024	None
Fri, 6-12-2024	None
Sat, 7-12-2024	None
Thu, 5-12-2024	None
Sun, 1-12-2024	None
Tue, 3-12-2024	None
Tue, 3-12-2024	None
Wed, 4-12-2024	None
Fri, 6-12-2024	None

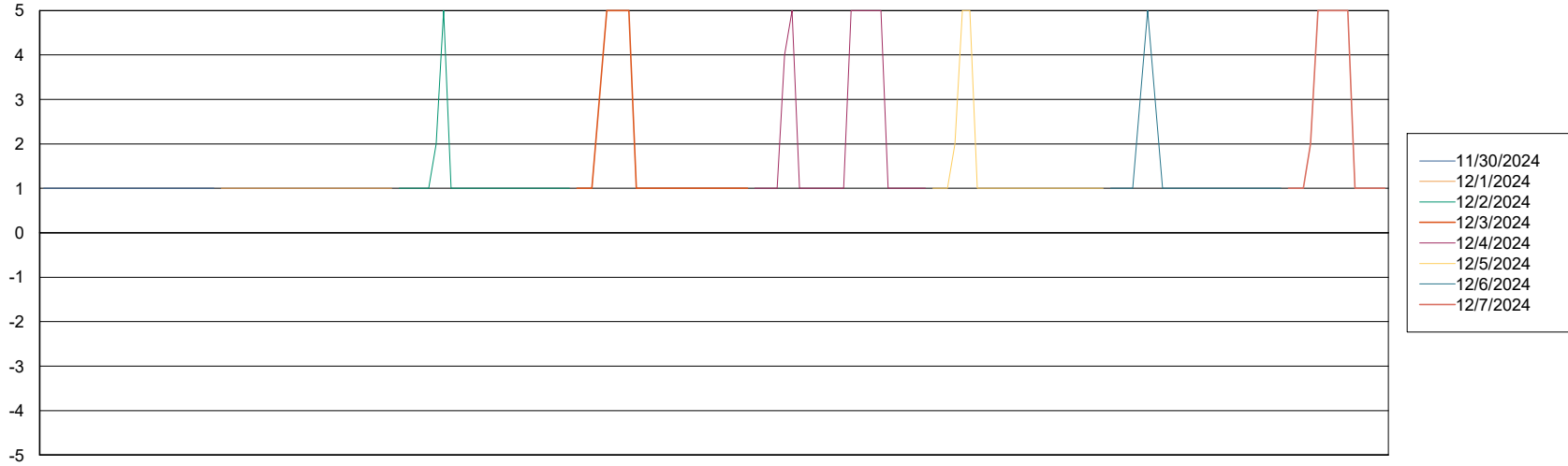
# Weekly SLA Customer Report

Customer NIX\_Production  
Database ID 51



Standby Database Health NIX\_Production

### Recovery lag for last 7 days



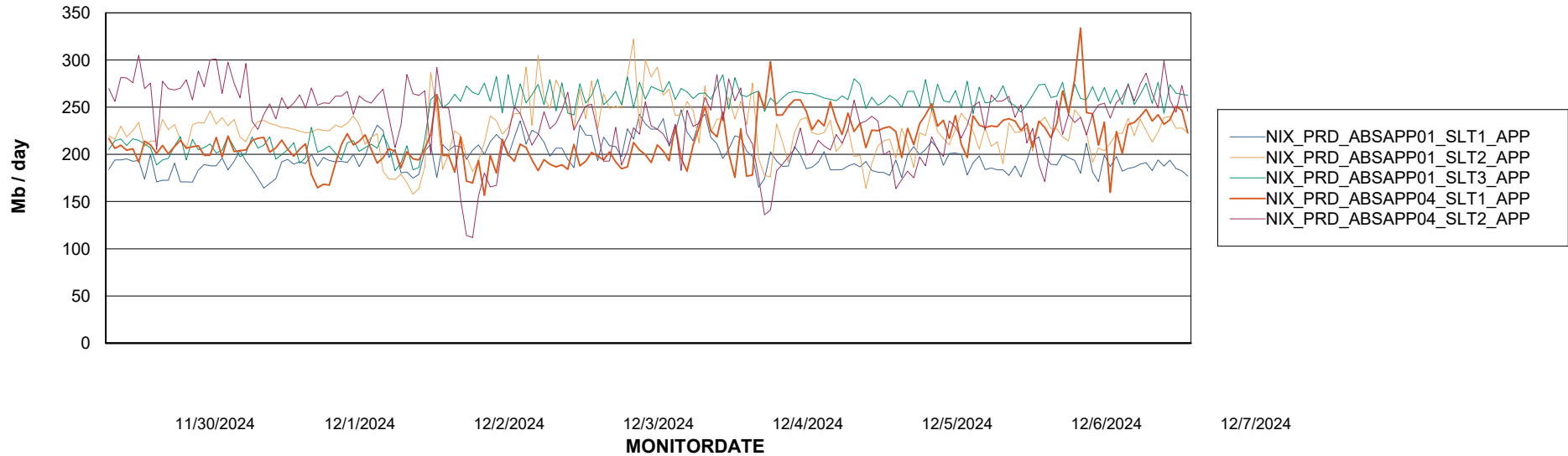
# Weekly SLA Customer Report

Customer NIX\_Production  
Database ID 51

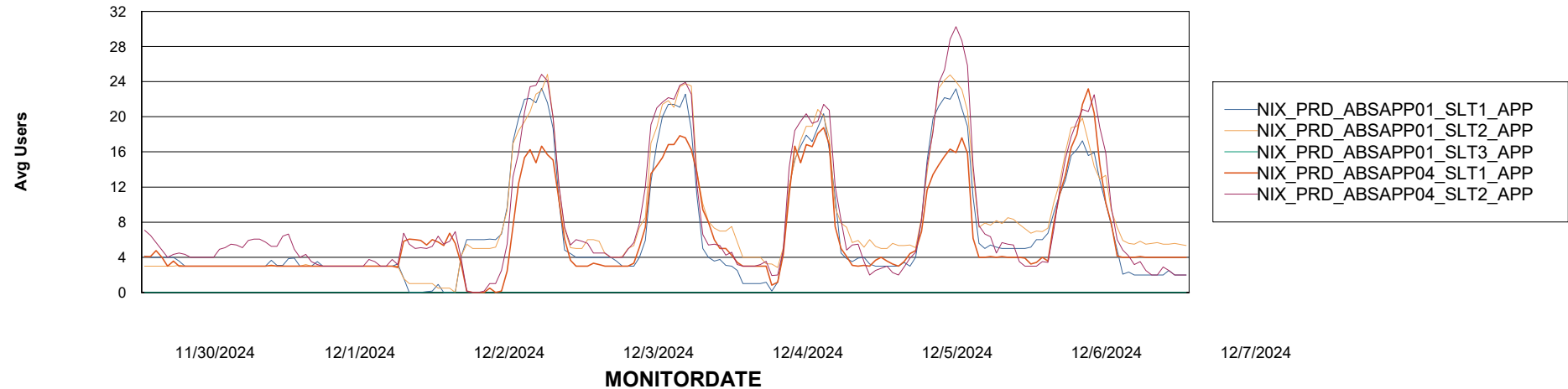


## ABSSolute Application Server Services

### Avg memory used per ABS Server Service



### Avg users per day per ABS server



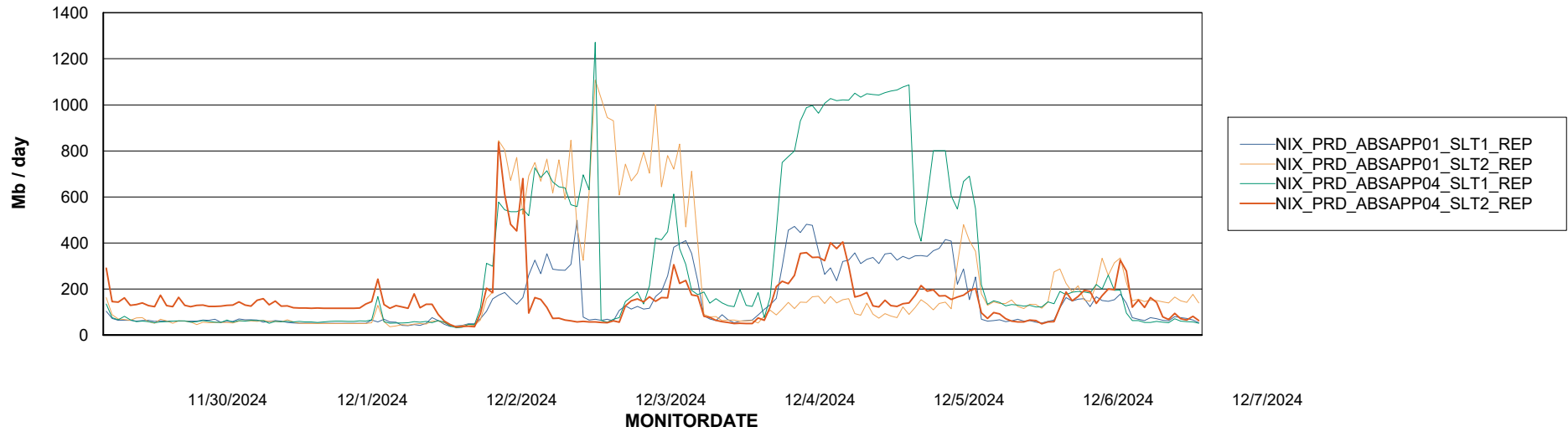
# Weekly SLA Customer Report

Customer NIX\_Production  
Database ID 51



## ABSSolute Application ReportServer Services

### Avg memory used per ReportServer Service



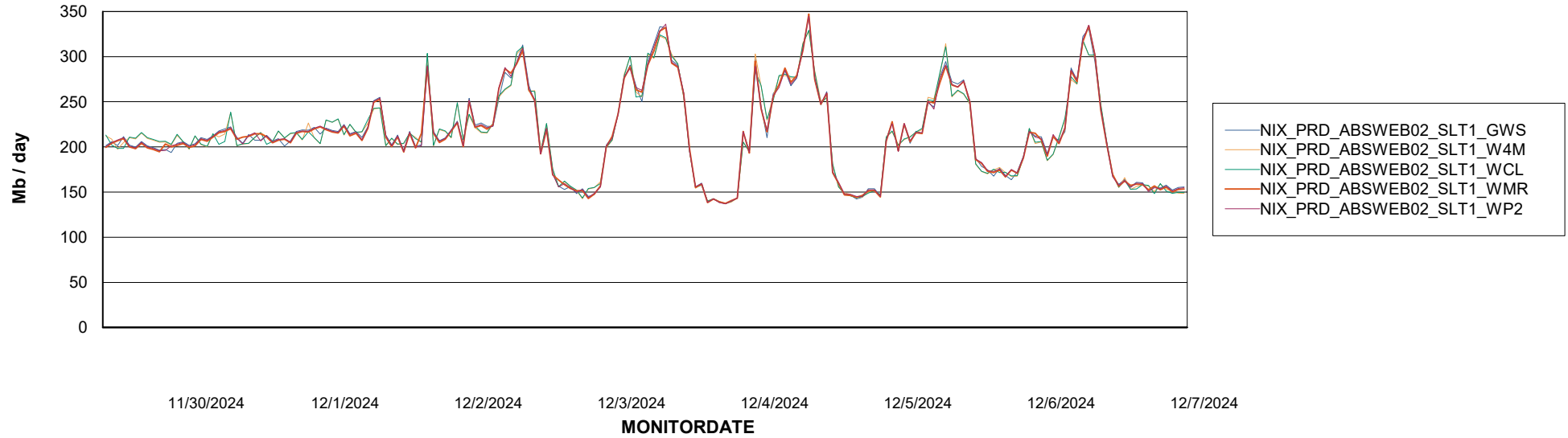
# Weekly SLA Customer Report

Customer NIX\_Production  
Database ID 51



## ABSolute Web Component Services

### Avg memory used per ABS Web component



# Weekly SLA Customer Report

Customer NIX\_Production  
Database ID 51



### Disaster per ABS component

