

Weekly SLA Customer Report

Customer LLG_Production
 Database ID 148



Harddisk Usage LLG_ABSAPPS01

	Free disk space on C: (%)	Total disk space on C: (Gb)	Used disk space on C: (Gb)	Free disk space on D: (%)	Total disk space on D: (Gb)	Used disk space on D: (Gb)
12/7/2024	87	500	63	98	393	9
12/6/2024	87	500	63	98	393	9
12/5/2024	87	500	63	98	393	9
12/4/2024	87	500	63	98	393	9
12/3/2024	87	500	63	98	393	9
12/2/2024	87	500	63	98	393	9
12/1/2024	87	500	63	98	393	9

Harddisk Usage LLG_ABSApps02

	Free disk space on C: (%)	Total disk space on C: (Gb)	Used disk space on C: (Gb)	Free disk space on D: (%)	Total disk space on D: (Gb)	Used disk space on D: (Gb)
12/7/2024	91	500	43	96	393	15
12/6/2024	91	500	43	96	393	15
12/5/2024	91	500	43	96	393	15
12/4/2024	91	500	43	96	393	15
12/3/2024	91	500	43	96	393	15
12/2/2024	91	500	43	96	393	15
12/1/2024	91	500	43	96	393	15

Weekly SLA Customer Report

Customer LLG_Production
Database ID 148



Harddisk Usage LLG_ABSBI01

	Free disk space on C: (%)	Total disk space on C: (Gb)	Used disk space on C: (Gb)	Free disk space on D: (%)	Total disk space on D: (Gb)	Used disk space on D: (Gb)
12/7/2024	82	446	80	90	2,681	257
12/6/2024	82	446	80	90	2,681	256
12/5/2024	82	446	80	90	2,681	256
12/4/2024	82	446	80	91	2,681	253
12/3/2024	82	446	80	91	2,681	251
12/2/2024	82	446	80	91	2,681	251
12/1/2024	82	446	80	91	2,681	251

Harddisk Usage LLG_ABSDB01

	Free disk space on C: (%)	Total disk space on C: (Gb)	Used disk space on C: (Gb)	Free disk space on D: (%)	Total disk space on D: (Gb)	Used disk space on D: (Gb)	Free disk space on E: (%)	Total disk space on E: (Gb)	Used disk space on E: (Gb)
12/7/2024	88	446	55	71	1,605	464	68	1,077	344
12/6/2024	88	446	55	71	1,605	464	68	1,077	343
12/5/2024	88	446	55	71	1,605	464	68	1,077	343
12/4/2024	88	446	55	71	1,605	464	68	1,077	343
12/3/2024	88	446	54	71	1,605	464	68	1,077	343
12/2/2024	88	446	54	71	1,605	464	68	1,077	346
12/1/2024	88	446	54	71	1,605	464	67	1,077	357

Weekly SLA Customer Report

Customer LLG_Production
Database ID 148



Harddisk Usage LLG_ABSDB02

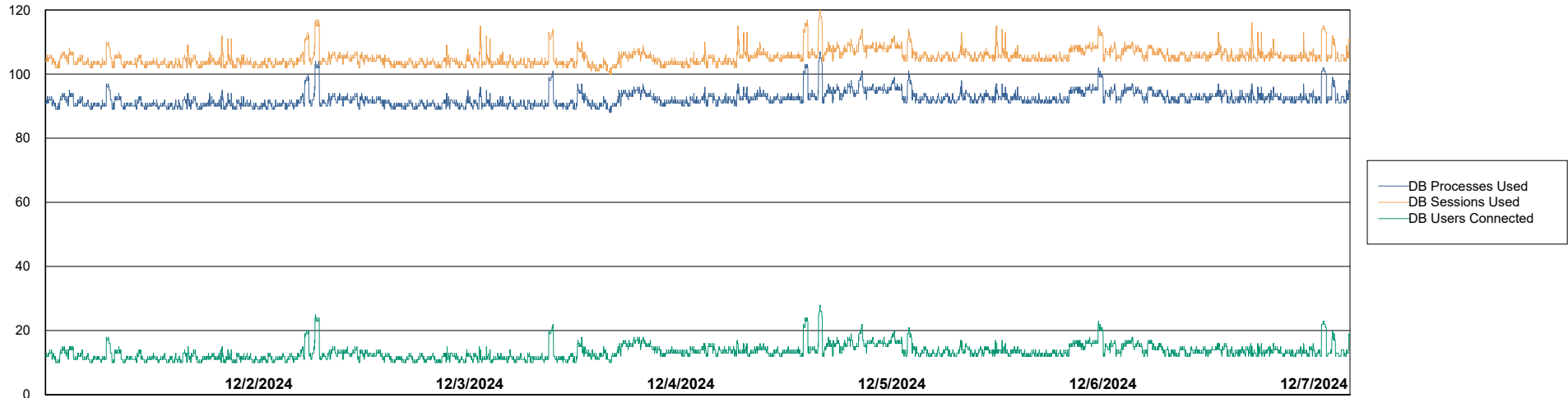
	Free disk space on C: (%)	Total disk space on C: (Gb)	Used disk space on C: (Gb)	Free disk space on D: (%)	Total disk space on D: (Gb)	Used disk space on D: (Gb)	Free disk space on E: (%)	Total disk space on E: (Gb)	Used disk space on E: (Gb)
12/7/2024	38	446	278	63	1,605	595	83	1,077	187
12/6/2024	38	446	278	63	1,605	595	83	1,077	188
12/5/2024	38	446	278	63	1,605	595	83	1,077	186
12/4/2024	38	446	278	63	1,605	595	83	1,077	184
12/3/2024	38	446	278	63	1,605	595	83	1,077	182
12/2/2024	39	446	274	63	1,605	595	81	1,077	201
12/1/2024	40	446	266	63	1,605	595	81	1,077	203

Weekly SLA Customer Report

Customer LLG_Production
Database ID 148



Database Performance LLG_ABSBI01_BI_PROD_ABS1



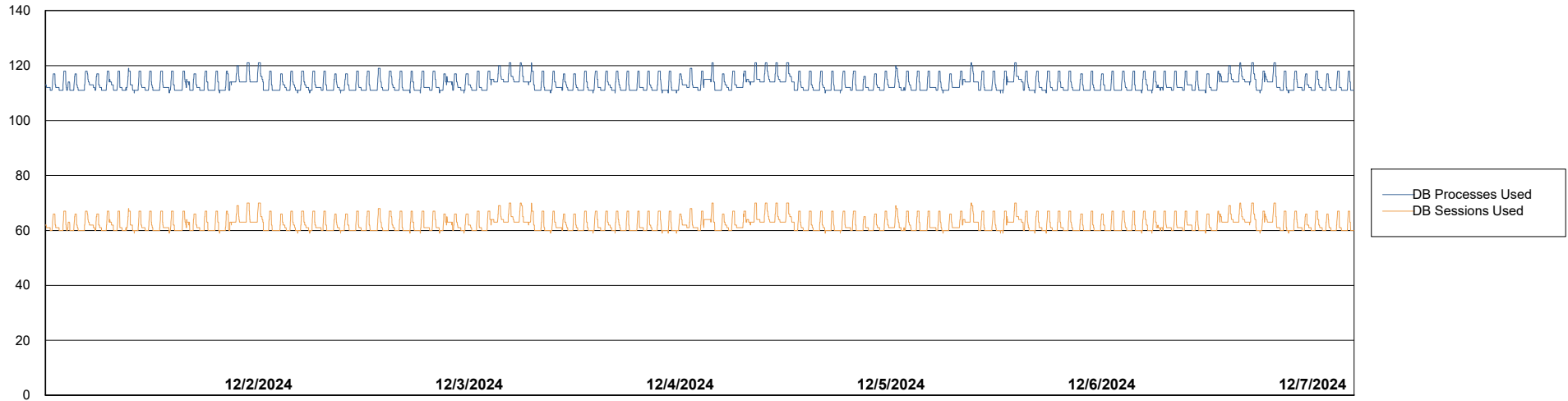
Weekly SLA Customer Report

Customer LLG_Production
Database ID 148



Database Performance LLG_ABSDB02_PROD_HSBABS1

DB Processes Max 300
DB Processes Max 4
DB Processes Max 0

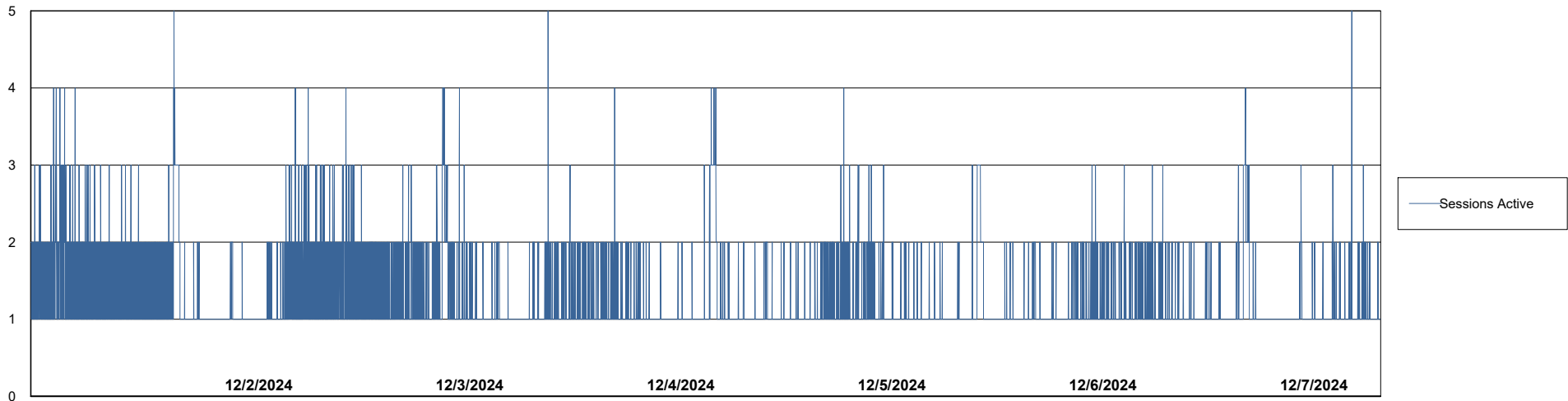
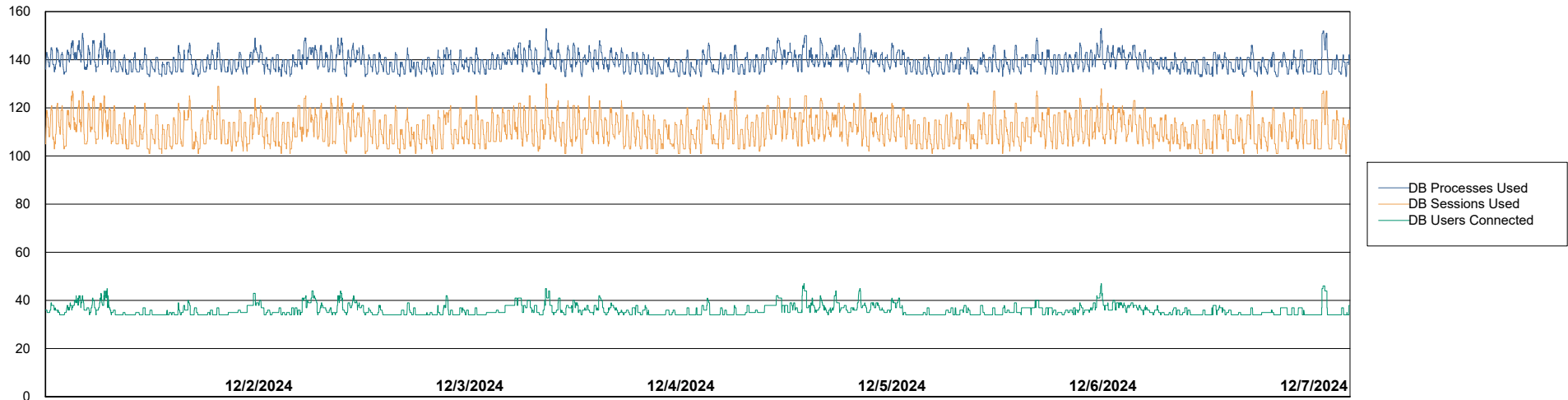


Weekly SLA Customer Report

Customer LLG_Production
Database ID 148



Database Performance LLG_ABSDB1_PROD_ABS1



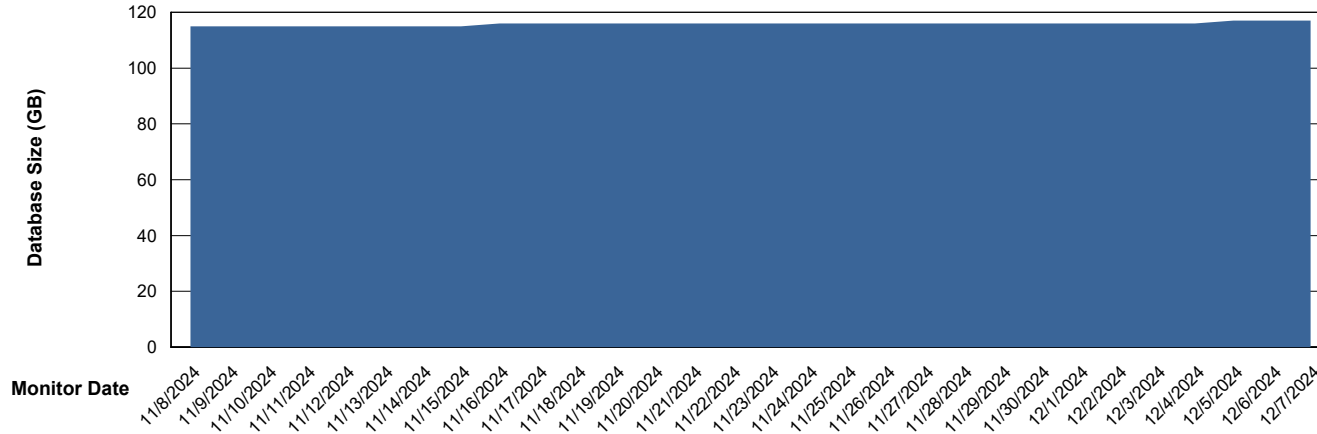
Weekly SLA Customer Report

Customer LLG_Production
Database ID 148



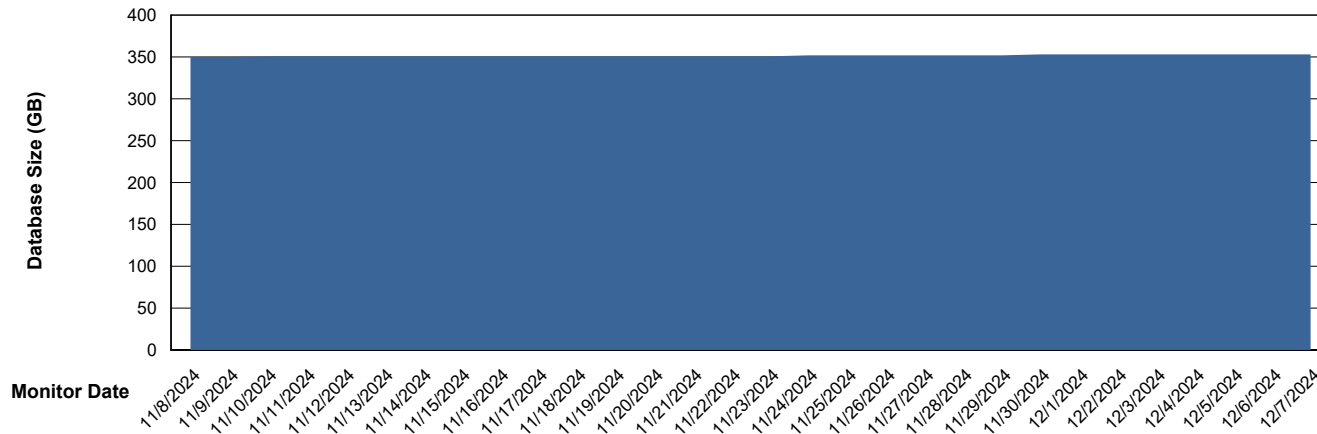
DATABASE SIZE LLG_ABSBI01_BI_PROD_ABS1

Database growth over last month



DATABASE SIZE LLG_ABSDB1_PROD_ABS1

Database growth over last month



Weekly SLA Customer Report

Customer LLG_Production
 Database ID 148



Database Tablespace LLG_ABSBI01_BI_PROD_ABS1

Date	Tablespace Name	Filesize (Gb)	Usedsize (Gb)	Percentage free
12/7/2024	ABSDATA	64	48	25
	INDX	76	61	20
12/6/2024	ABSDATA	64	48	25
	INDX	76	61	20
12/5/2024	ABSDATA	64	48	25
	INDX	76	61	20
12/4/2024	ABSDATA	64	48	25
	INDX	76	61	20
12/3/2024	ABSDATA	64	48	25
	INDX	72	60	16
12/2/2024	ABSDATA	64	48	26
	INDX	72	60	16
12/1/2024	ABSDATA	64	48	26
	INDX	72	60	16

Weekly SLA Customer Report

Customer LLG_Production
 Database ID 148



Database Tablespace LLG_ABSDB1_PROD_ABS1

Date	Tablespace Name	Filesize (Gb)	Usedsize (Gb)	Percentage free
12/7/2024	ABSDATA	178	145	19
	INDX	235	194	18
12/6/2024	ABSDATA	178	145	19
	INDX	235	194	18
12/5/2024	ABSDATA	178	145	19
	INDX	235	194	18
12/4/2024	ABSDATA	178	145	19
	INDX	235	194	18
12/3/2024	ABSDATA	178	145	19
	INDX	235	194	18
12/2/2024	ABSDATA	178	145	19
	INDX	235	194	18
12/1/2024	ABSDATA	178	145	19
	INDX	235	194	18

BI Status and last ETL error for LLG_ABSBI01_BI_PROD_ABS1

	Mon 2/12/2024	Tue 3/12/2024	Wed 4/12/2024	Thu 5/12/2024	Fri 6/12/2024	Sat 7/12/2024
ABS DataWarehouse ETL Health	OK	OK	OK	OK	OK	OK
ABS DWHStaging ETL Health	OK	OK	OK	OK	OK	OK

Weekly SLA Customer Report

Customer LLG_Production
Database ID 148



BI last ETL error for	LLG_ABSBI01_BI_PROD_ABS1
-----------------------	--------------------------

Thu, 5-12-2024	None
Mon, 2-12-2024	None
Sat, 7-12-2024	None
Wed, 4-12-2024	None
Sun, 1-12-2024	None
Fri, 6-12-2024	None
Fri, 6-12-2024	None
Thu, 5-12-2024	None
Wed, 4-12-2024	None
Tue, 3-12-2024	None
Tue, 3-12-2024	None
Sun, 1-12-2024	None
Sat, 7-12-2024	None
Mon, 2-12-2024	None

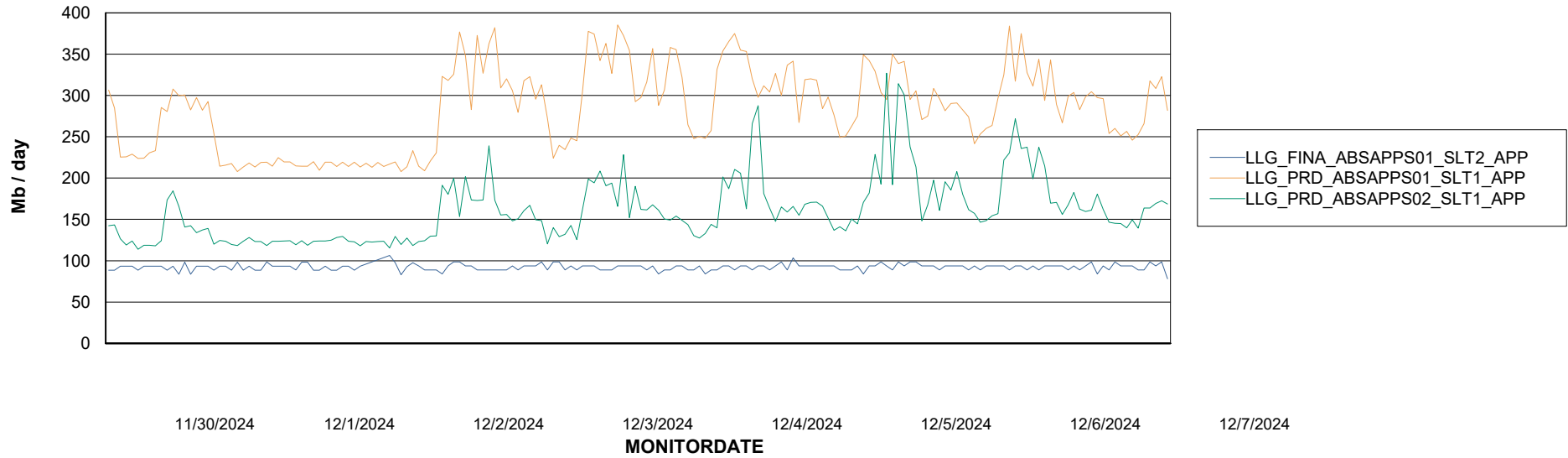
Weekly SLA Customer Report

Customer LLG_Production
Database ID 148

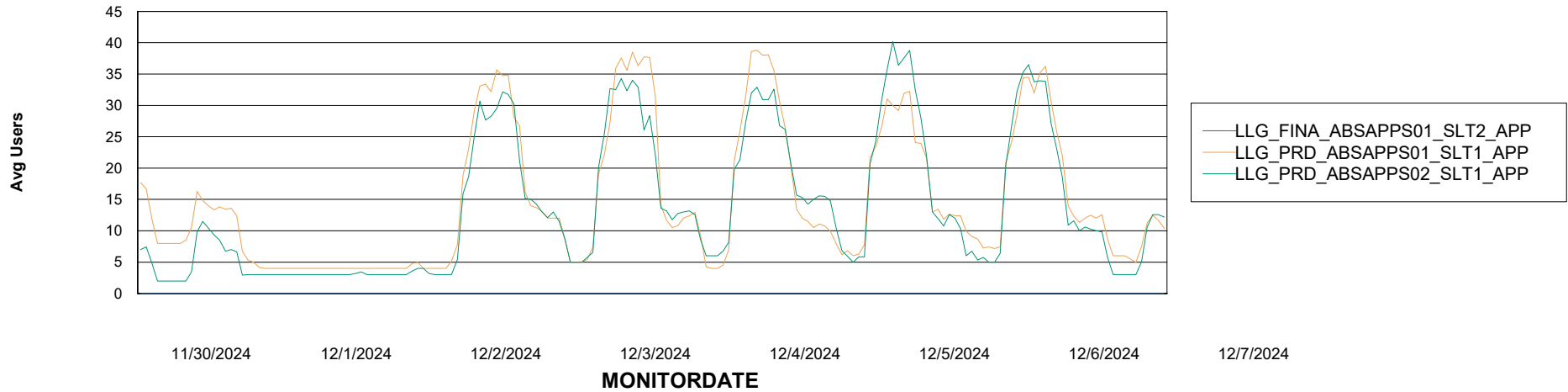


ABSSolute Application Server Services

Avg memory used per ABS Server Service



Avg users per day per ABS server



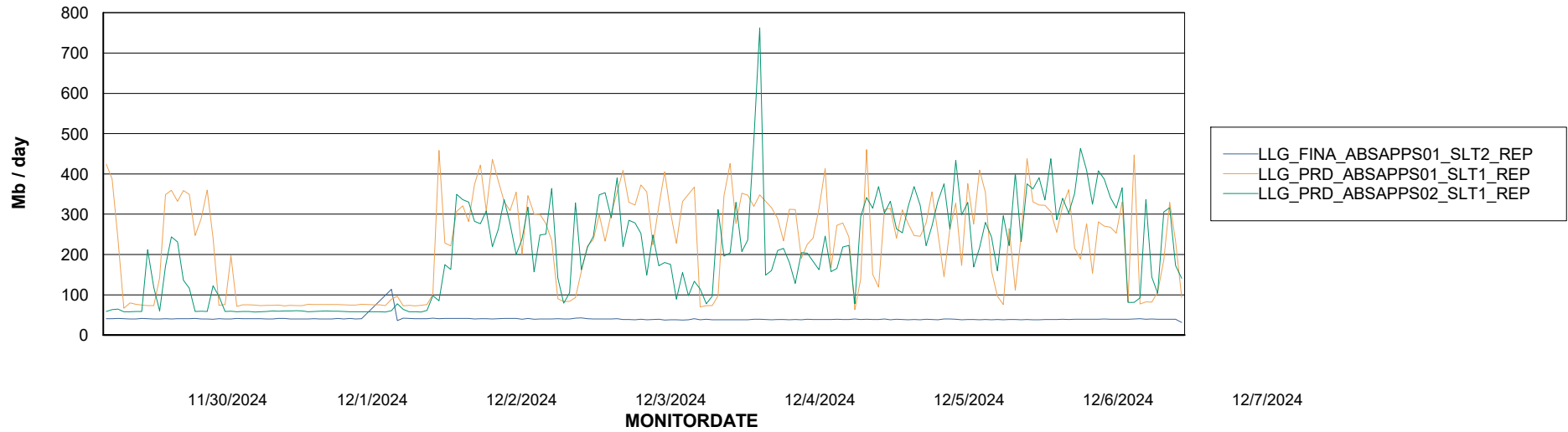
Weekly SLA Customer Report

Customer LLG_Production
Database ID 148



ABSSolute Application ReportServer Services

Avg memory used per ReportServer Service



Disaster per ABS component

