

Weekly SLA Customer Report

Customer SPI_Production
 Database ID 49



Harddisk Usage SPI_PRD_SRV2016-SW1

	Free disk space on C: (%)	Total disk space on C: (Gb)	Used disk space on C: (Gb)	Free disk space on D: (%)	Total disk space on D: (Gb)	Used disk space on D: (Gb)
11/30/2024	40	79	48	56	100	44
11/29/2024	40	79	48	56	100	44
11/28/2024	40	79	48	56	100	44
11/27/2024	40	79	48	56	100	44
11/26/2024	40	79	48	56	100	44
11/25/2024	40	79	48	56	100	44
11/24/2024	40	79	48	56	100	44

Harddisk Usage SPI_PRD_SRV2016-SW2

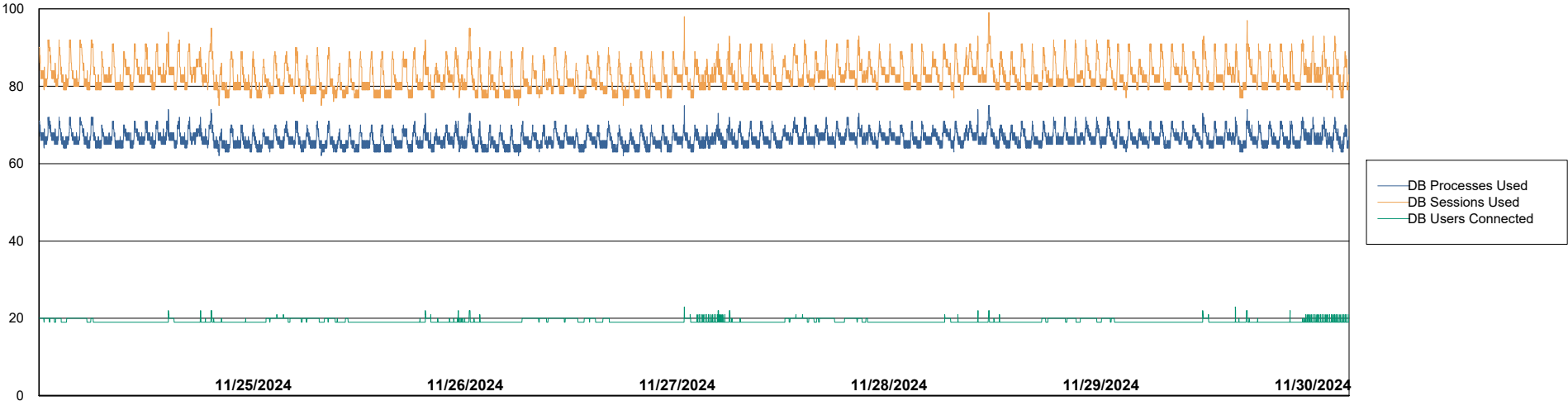
	Free disk space on C: (%)	Total disk space on C: (Gb)	Used disk space on C: (Gb)	Free disk space on D: (%)	Total disk space on D: (Gb)	Used disk space on D: (Gb)
11/30/2024	38	79	49	60	150	61
11/29/2024	38	79	49	60	150	61
11/28/2024	38	79	49	60	150	61
11/27/2024	38	79	49	60	150	61
11/26/2024	38	79	49	60	150	61
11/25/2024	38	79	49	60	150	61
11/24/2024	38	79	49	59	150	61

Weekly SLA Customer Report

Customer SPI_Production
Database ID 49



Database Performance SPI_PRD_SRV2016-SW1_ABS1



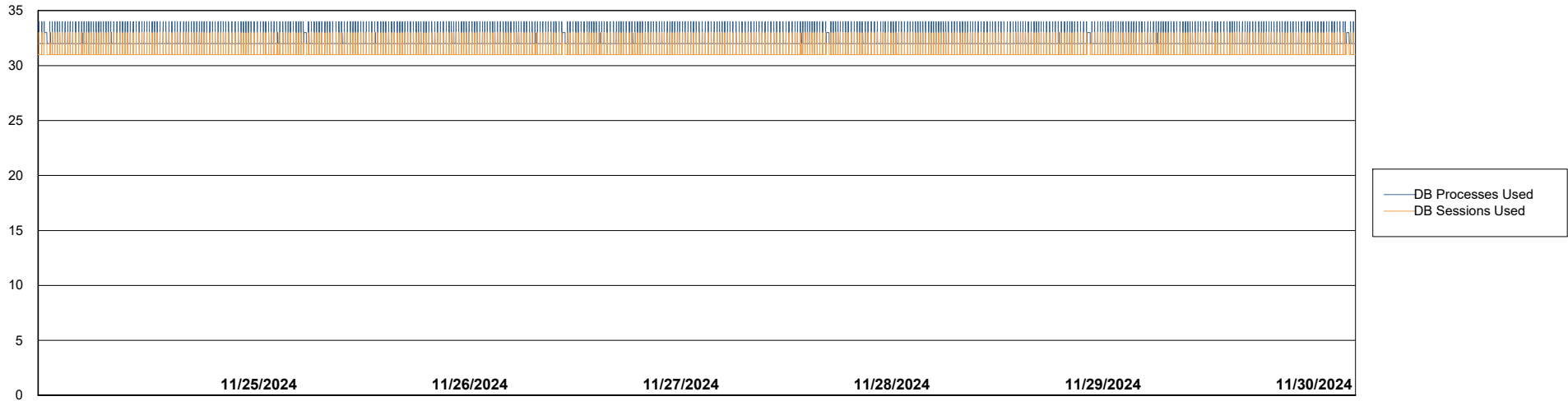
Weekly SLA Customer Report

Customer SPI_Production
Database ID 49



Database Performance SPI_PRD_SRV2016-SW2_HSBABS1

DB Processes Max 500



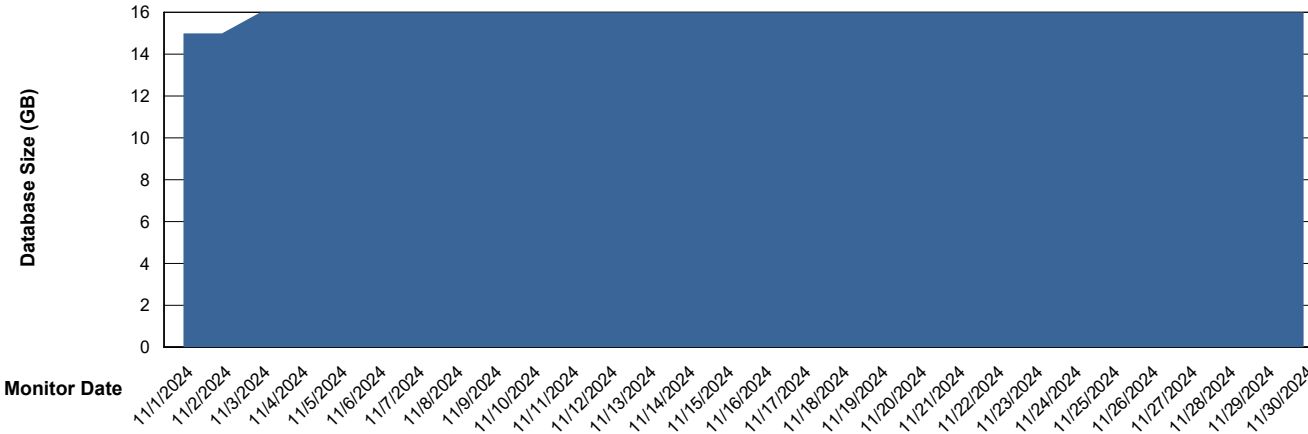
Weekly SLA Customer Report

Customer SPI_Production
 Database ID 49



DATABASE SIZE SPI_PRD_SRV2016-SW1_ABS1

Database growth over last month



Database Tablespace SPI_PRD_SRV2016-SW1_ABS1

Date	Tablespace Name	Filesize (Gb)	Usedsize (Gb)	Percentage free
11/30/2024	ABSDATA	5	3	40
	INDX	8	5	36
11/29/2024	ABSDATA	5	3	40
	INDX	8	5	36
11/28/2024	ABSDATA	5	3	40
	INDX	8	5	36
11/27/2024	ABSDATA	5	3	40
	INDX	8	5	36
11/26/2024	ABSDATA	5	3	40
	INDX	8	5	36
11/25/2024	ABSDATA	5	3	40
	INDX	8	5	36
11/24/2024	ABSDATA	5	3	40
	INDX	8	5	36

Weekly SLA Customer Report

Customer SPI_Production
Database ID 49



Standby Database Health SPI_Production

Recovery lag for last 7 days

