

# Weekly SLA Customer Report

Customer NOA\_Production (24/7)  
 Database ID 116



Harddisk Usage NOA\_PRD\_NOVOBI

	Free disk space on C: (%)	Total disk space on C: (Gb)	Used disk space on C: (Gb)	Free disk space on D: (%)	Total disk space on D: (Gb)	Used disk space on D: (Gb)	Free disk space on E: (%)	Total disk space on E: (Gb)	Used disk space on E: (Gb)	Free disk space on H: (%)
11/30/2024	29	97	69	51	500	247	64	300	109	53
11/29/2024	27	97	71	51	500	245	64	300	109	53
11/28/2024	24	97	74	51	500	243	64	300	108	53
11/27/2024	24	97	74	51	500	243	64	300	108	53
11/26/2024	24	97	74	51	500	243	64	300	108	53
11/25/2024	24	97	73	52	500	239	64	300	108	53
11/24/2024	24	97	73	53	500	235	64	300	108	53

Harddisk Usage NOA\_PRD\_NovoABS01

	Free disk space on C: (%)	Total disk space on C: (Gb)	Used disk space on C: (Gb)	Free disk space on F: (%)	Total disk space on F: (Gb)	Used disk space on F: (Gb)	Free disk space on G: (%)	Total disk space on G: (Gb)	Used disk space on G: (Gb)
11/30/2024	46	100	53	19	900	732	90	400	42
11/29/2024	46	100	53	19	900	729	89	400	43
11/28/2024	46	100	53	20	900	724	88	400	47
11/27/2024	47	100	53	19	900	726	88	400	48
11/26/2024	47	100	53	19	900	729	88	400	48
11/25/2024	47	100	53	20	900	720	88	400	48
11/24/2024	46	100	53	20	900	723	88	400	47

# Weekly SLA Customer Report

Customer NOA\_Production (24/7)  
 Database ID 116



Harddisk Usage NOA\_PRD\_NovoABS03

	Free disk space on C: (%)	Total disk space on C: (Gb)	Used disk space on C: (Gb)	Free disk space on F: (%)	Total disk space on F: (Gb)	Used disk space on F: (Gb)	Free disk space on G: (%)	Total disk space on G: (Gb)	Used disk space on G: (Gb)
11/30/2024	63	279	103	32	838	571	93	559	42
11/29/2024	63	279	102	32	838	571	92	559	43
11/28/2024	63	279	102	32	838	571	92	559	47
11/27/2024	63	279	103	32	838	571	91	559	48
11/26/2024	63	279	103	32	838	571	91	559	48
11/25/2024	63	279	103	33	838	563	91	559	48
11/24/2024	63	279	104	34	838	556	92	559	47

Harddisk Usage NOA\_PRD\_NovoApps01

	Free disk space on C: (%)	Total disk space on C: (Gb)	Used disk space on C: (Gb)
11/30/2024	57	100	42
11/29/2024	57	100	42
11/28/2024	57	100	43
11/27/2024	57	100	42
11/26/2024	57	100	42
11/25/2024	58	100	42
11/24/2024	57	100	42

# Weekly SLA Customer Report

Customer NOA\_Production (24/7)  
 Database ID 116



Harddisk Usage NOA\_PRD\_NovoApps02

	Free disk space on C: (%)	Total disk space on C: (Gb)	Used disk space on C: (Gb)
11/30/2024	62	100	38
11/29/2024	62	100	38
11/28/2024	62	100	38
11/27/2024	62	100	38
11/26/2024	62	100	38
11/25/2024	62	100	37
11/24/2024	62	100	37

Harddisk Usage NOA\_PRD\_NovoLink

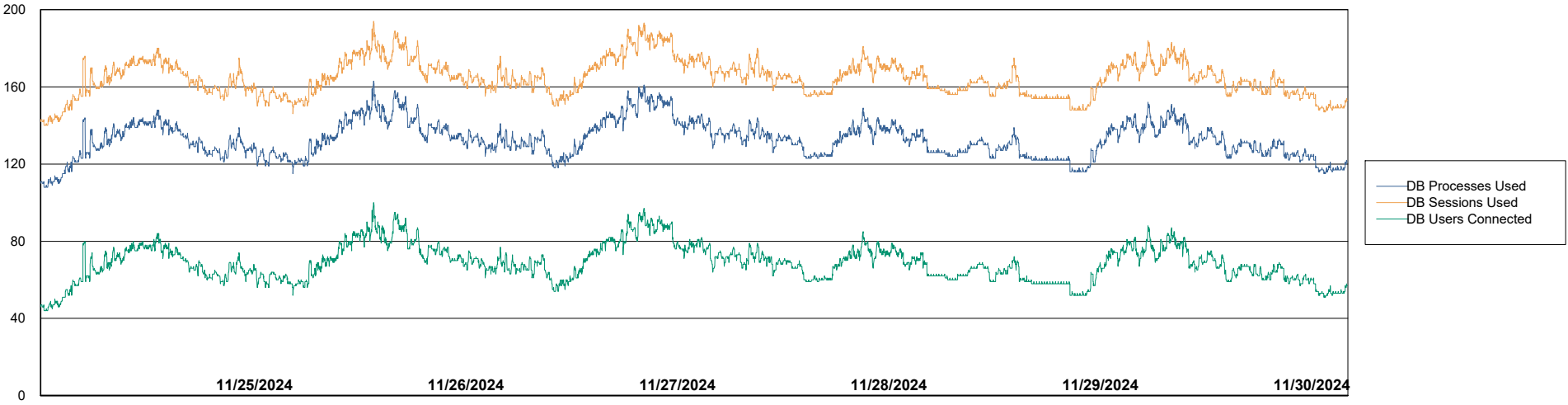
	Free disk space on C: (%)	Total disk space on C: (Gb)	Used disk space on C: (Gb)
11/30/2024	63	100	37
11/29/2024	63	100	37
11/28/2024	63	100	37
11/27/2024	63	100	37
11/26/2024	63	100	37
11/25/2024	60	100	40
11/24/2024	59	100	41

# Weekly SLA Customer Report

Customer NOA\_Production (24/7)  
Database ID 116



Database Performance NOA\_PRD\_NovoABS01\_ABS1



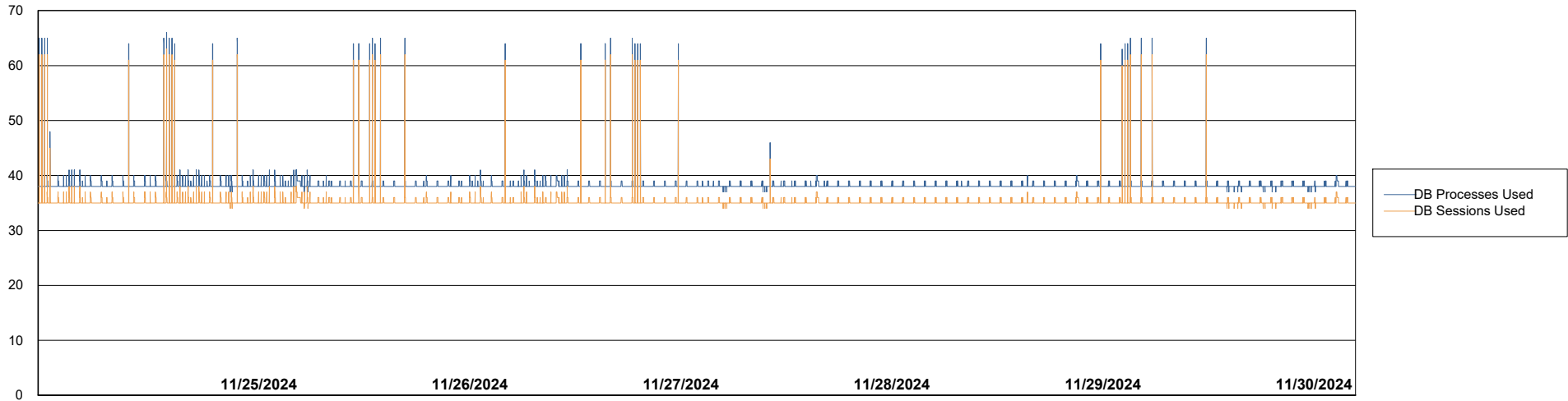
# Weekly SLA Customer Report

Customer NOA\_Production (24/7)  
Database ID 116



Database Performance NOA\_PRD\_NovoABS03\_HSBABS1

DB Processes Max 300

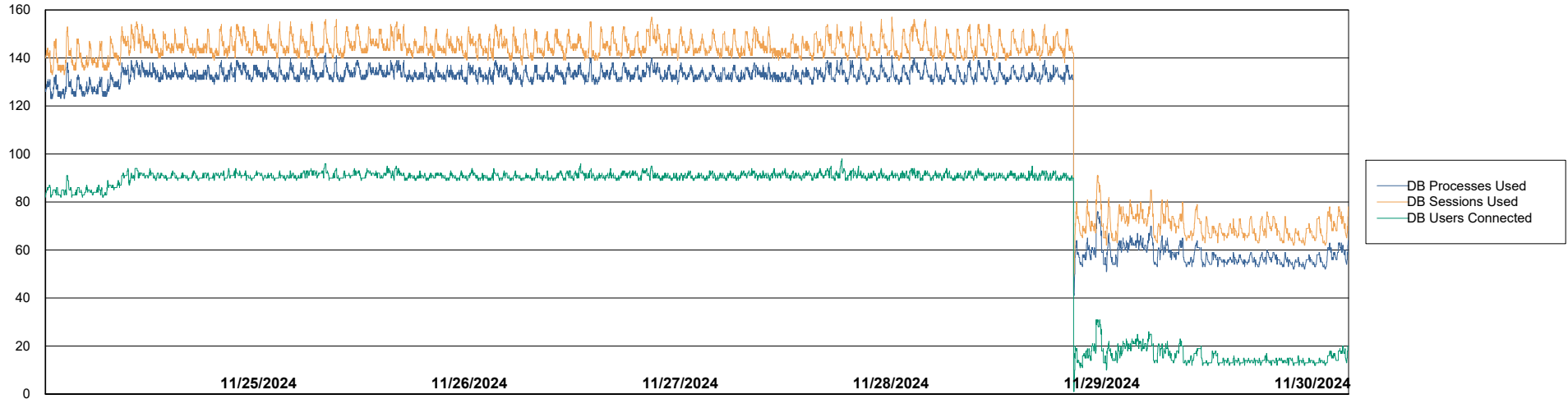


# Weekly SLA Customer Report

Customer NOA\_Production (24/7)  
Database ID 116



Database Performance NOA\_PRD\_NOVOBI\_ABS1



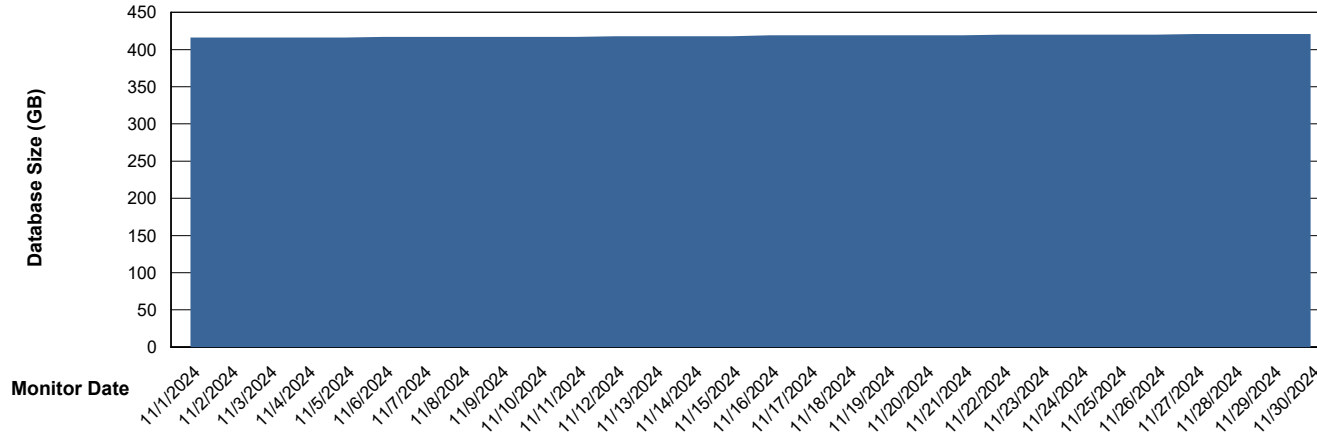
# Weekly SLA Customer Report

Customer NOA\_Production (24/7)  
Database ID 116



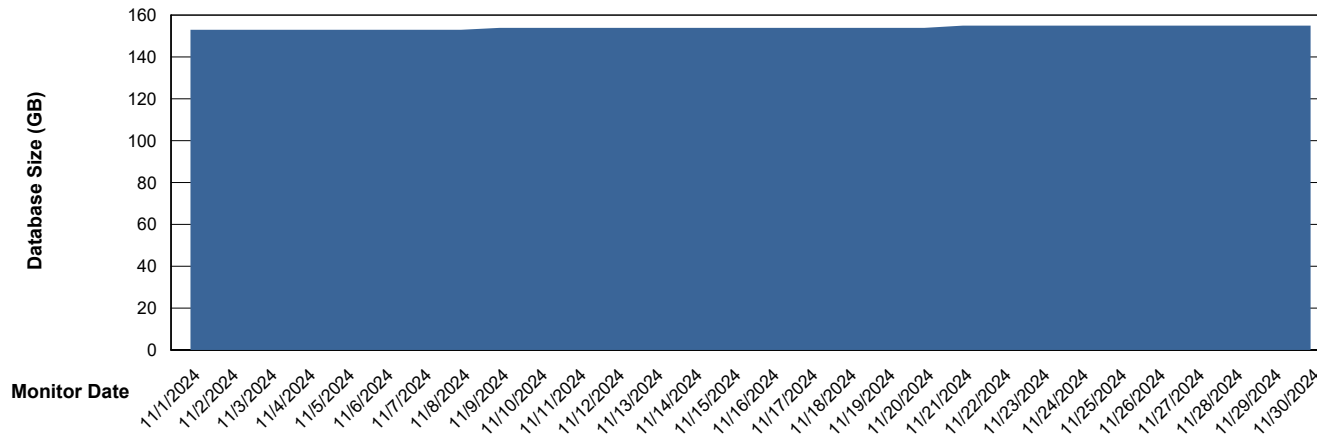
DATABASE SIZE NOA\_PRD\_NovoABS01\_ABS1

### Database growth over last month



DATABASE SIZE NOA\_PRD\_NOVOBI\_ABS1

### Database growth over last month



# Weekly SLA Customer Report

Customer NOA\_Production (24/7)  
 Database ID 116



Database Tablespace NOA\_PRD\_NovoABS01\_ABS1

Date	Tablespace Name	Filesize (Gb)	Usedsize (Gb)	Percentage free
11/30/2024	ABSDATA	183	152	17
	INDX	319	256	20
11/29/2024	ABSDATA	183	152	17
	INDX	319	256	20
11/28/2024	ABSDATA	183	151	17
	INDX	319	256	20
11/27/2024	ABSDATA	183	151	17
	INDX	319	256	20
11/26/2024	ABSDATA	183	151	17
	INDX	319	256	20
11/25/2024	ABSDATA	183	151	17
	INDX	319	256	20
11/24/2024	ABSDATA	183	151	17
	INDX	304	256	16

# Weekly SLA Customer Report

Customer NOA\_Production (24/7)  
 Database ID 116



Database Tablespace NOA\_PRD\_NOVOBI\_ABS1

Date	Tablespace Name	Filesize (Gb)	Usedsize (Gb)	Percentage free
11/30/2024	ABSDATA	79	64	19
	INDX	108	87	19
11/29/2024	ABSDATA	79	64	19
	INDX	108	87	19
11/28/2024	ABSDATA	79	64	19
	INDX	108	87	19
11/27/2024	ABSDATA	79	64	19
	INDX	108	87	19
11/26/2024	ABSDATA	79	64	19
	INDX	108	87	20
11/25/2024	ABSDATA	79	64	19
	INDX	108	87	20
11/24/2024	ABSDATA	76	64	16
	INDX	103	87	16

BI Status and last ETL error for NOA\_PRD\_NOVOBI\_ABS1

	Mon 25/11/2024	Tue 26/11/2024	Wed 27/11/2024	Thu 28/11/2024	Fri 29/11/2024	Sat 30/11/2024
<b>ABS DataWarehouse ETL Health</b>	OK	OK	OK	OK	OK	OK
<b>ABS DWHStaging ETL Health</b>	OK	OK	OK	OK	OK	OK

# Weekly SLA Customer Report

Customer NOA\_Production (24/7)  
 Database ID 116



BI last ETL error for	NOA_PRD_NOVOBI_ABS1
-----------------------	---------------------

Sat, 30-11-2024	None
Sun, 24-11-2024	None
Fri, 29-11-2024	None
Thu, 28-11-2024	None
Wed, 27-11-2024	None
Fri, 29-11-2024	None
Mon, 25-11-2024	None
Sat, 30-11-2024	None
Tue, 26-11-2024	None
Sun, 24-11-2024	None
Mon, 25-11-2024	None
Wed, 27-11-2024	None
Thu, 28-11-2024	None
Tue, 26-11-2024	None

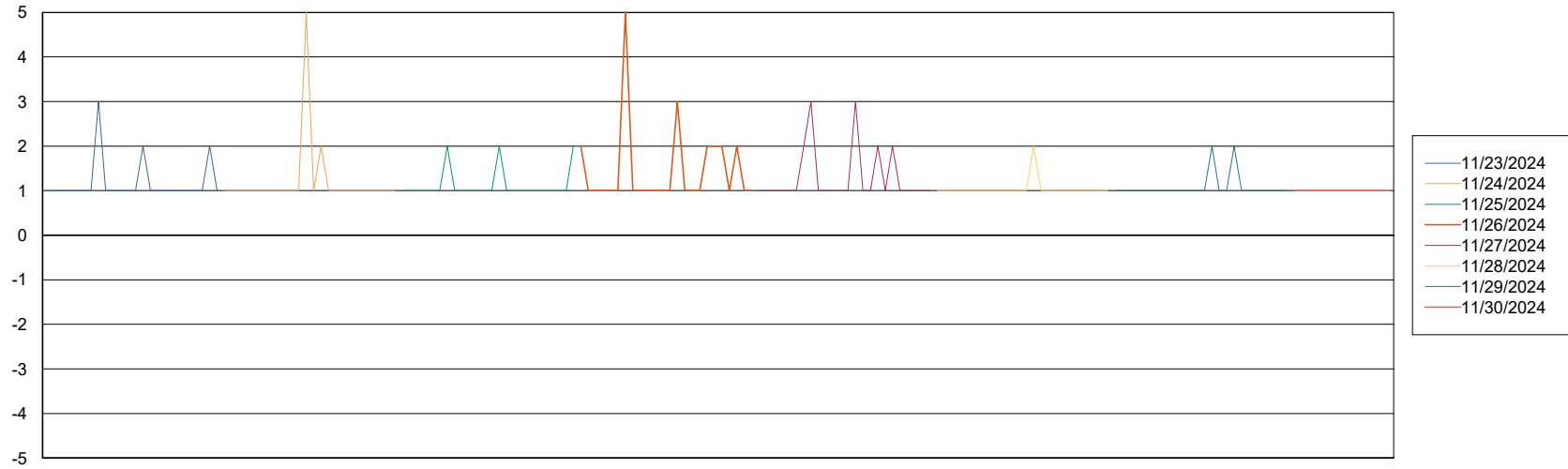
# Weekly SLA Customer Report

Customer NOA\_Production (24/7)  
Database ID 116



Standby Database Health NOA\_Production (24/7)

### Recovery lag for last 7 days



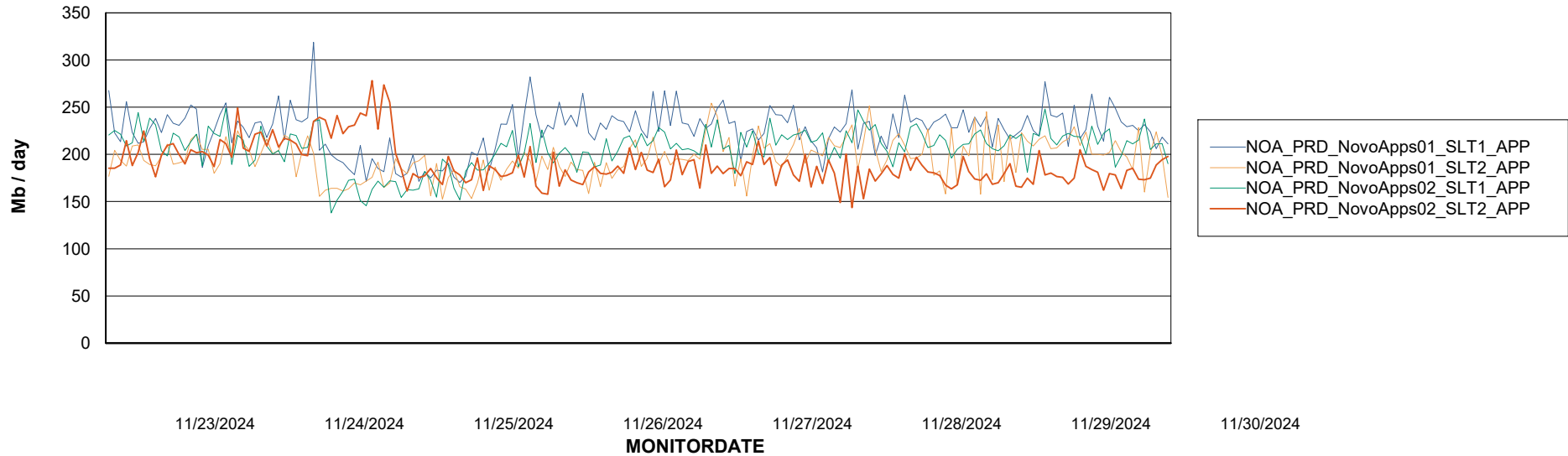
# Weekly SLA Customer Report

Customer NOA\_Production (24/7)  
Database ID 116

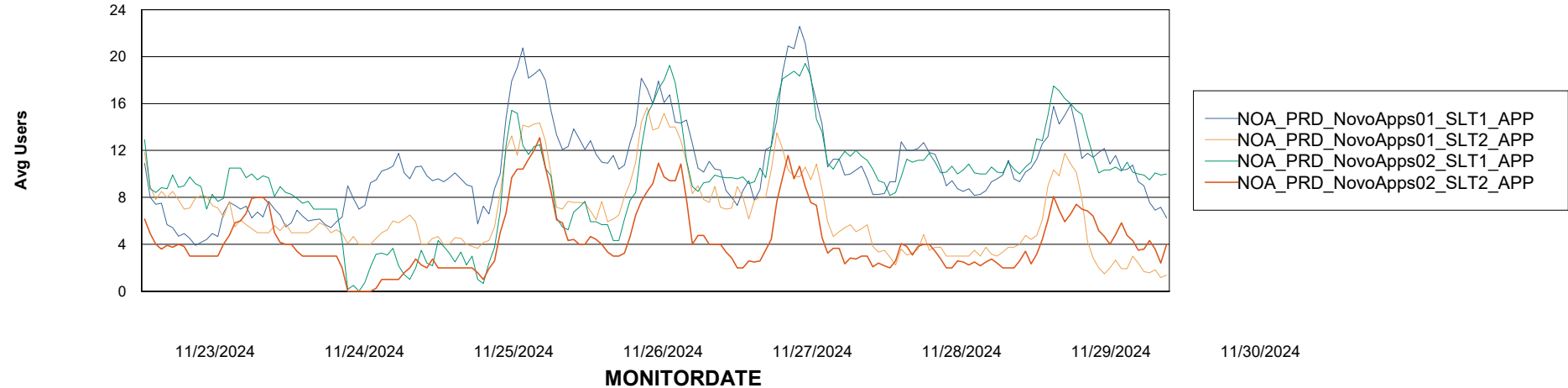


## ABSSolute Application Server Services

### Avg memory used per ABS Server Service



### Avg users per day per ABS server



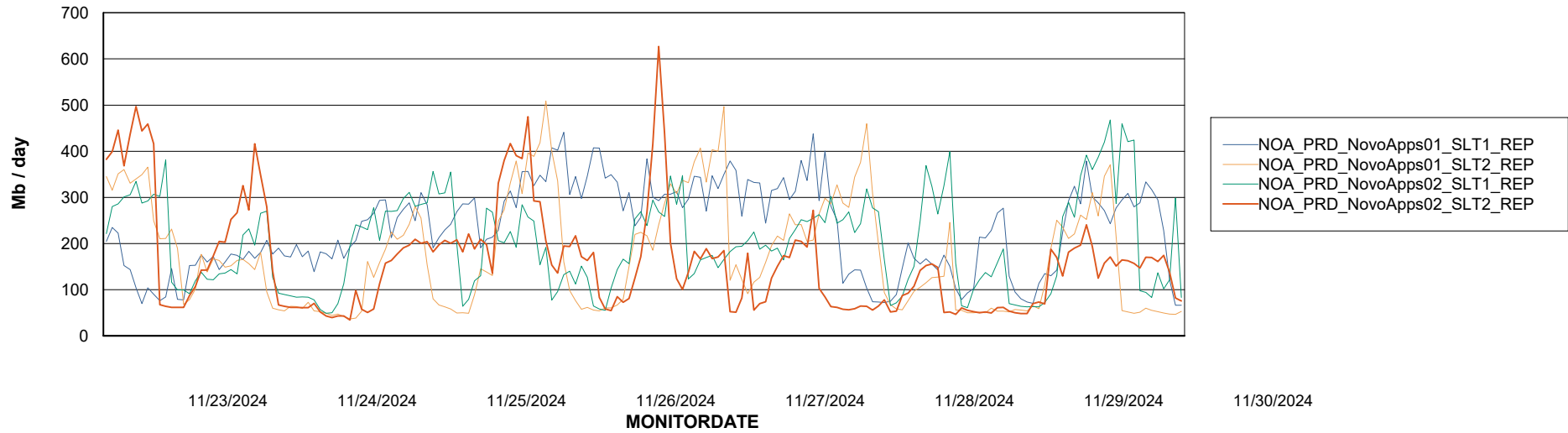
# Weekly SLA Customer Report

Customer NOA\_Production (24/7)  
Database ID 116



## ABSSolute Application ReportServer Services

### Avg memory used per ReportServer Service



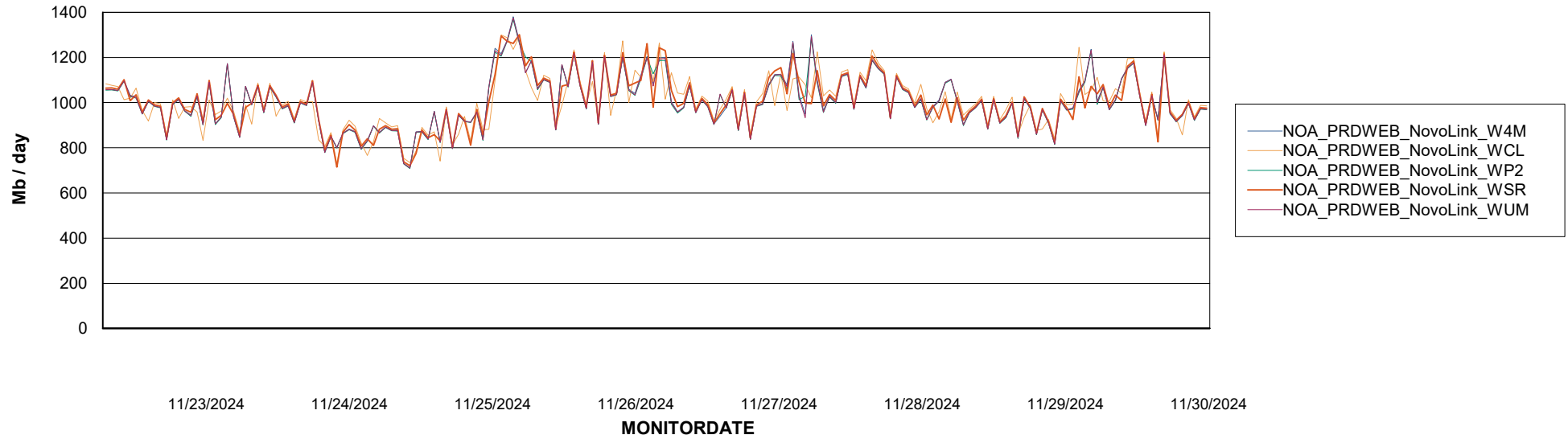
# Weekly SLA Customer Report

Customer NOA\_Production (24/7)  
Database ID 116



## ABSolute Web Component Services

### Avg memory used per ABS Web component



# Weekly SLA Customer Report

Customer NOA\_Production (24/7)  
Database ID 116



## Disaster per ABS component

