

Weekly SLA Customer Report

Customer LLG_Production
 Database ID 148



Harddisk Usage LLG_ABSAPPS01

	Free disk space on C: (%)	Total disk space on C: (Gb)	Used disk space on C: (Gb)	Free disk space on D: (%)	Total disk space on D: (Gb)	Used disk space on D: (Gb)
11/30/2024	87	500	63	98	393	9
11/29/2024	87	500	63	98	393	9
11/28/2024	87	500	63	98	393	9
11/27/2024	87	500	63	98	393	9
11/26/2024	87	500	63	98	393	9
11/25/2024	87	500	63	98	393	9
11/24/2024	87	500	63	98	393	8

Harddisk Usage LLG_ABSApps02

	Free disk space on C: (%)	Total disk space on C: (Gb)	Used disk space on C: (Gb)	Free disk space on D: (%)	Total disk space on D: (Gb)	Used disk space on D: (Gb)
11/30/2024	91	500	43	96	393	15
11/29/2024	91	500	43	96	393	15
11/28/2024	91	500	43	96	393	15
11/27/2024	91	500	43	96	393	15
11/26/2024	91	500	43	96	393	15
11/25/2024	91	500	45	96	393	15
11/24/2024	91	500	47	96	393	15

Weekly SLA Customer Report

Customer LLG_Production
 Database ID 148



Harddisk Usage LLG_ABSBI01

	Free disk space on C: (%)	Total disk space on C: (Gb)	Used disk space on C: (Gb)	Free disk space on D: (%)	Total disk space on D: (Gb)	Used disk space on D: (Gb)
11/30/2024	82	446	80	91	2,681	252
11/29/2024	82	446	80	91	2,681	251
11/28/2024	82	446	79	91	2,681	251
11/27/2024	82	446	79	91	2,681	251
11/26/2024	82	446	79	91	2,681	251
11/25/2024	82	446	79	91	2,681	251
11/24/2024	82	446	79	91	2,681	251

Harddisk Usage LLG_ABSDB01

	Free disk space on C: (%)	Total disk space on C: (Gb)	Used disk space on C: (Gb)	Free disk space on D: (%)	Total disk space on D: (Gb)	Used disk space on D: (Gb)	Free disk space on E: (%)	Total disk space on E: (Gb)	Used disk space on E: (Gb)
11/30/2024	88	446	54	71	1,605	464	68	1,077	343
11/29/2024	88	446	54	71	1,605	464	68	1,077	340
11/28/2024	88	446	54	71	1,605	464	68	1,077	340
11/27/2024	88	446	54	71	1,605	464	68	1,077	340
11/26/2024	88	446	54	71	1,605	464	68	1,077	340
11/25/2024	88	446	54	71	1,605	464	68	1,077	344
11/24/2024	88	446	54	71	1,605	464	67	1,077	355

Weekly SLA Customer Report

Customer LLG_Production
Database ID 148



Harddisk Usage LLG_ABSDB02

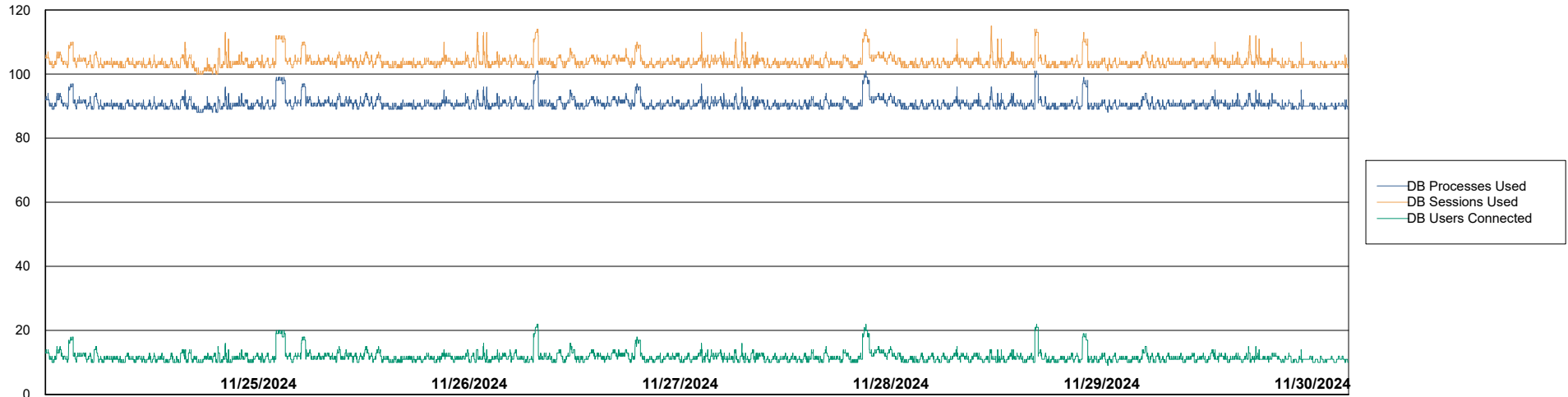
	Free disk space on C: (%)	Total disk space on C: (Gb)	Used disk space on C: (Gb)	Free disk space on D: (%)	Total disk space on D: (Gb)	Used disk space on D: (Gb)	Free disk space on E: (%)	Total disk space on E: (Gb)	Used disk space on E: (Gb)
11/30/2024	40	446	266	63	1,605	595	83	1,077	186
11/29/2024	40	446	266	63	1,605	595	83	1,077	186
11/28/2024	40	446	266	63	1,605	595	83	1,077	186
11/27/2024	40	446	266	63	1,605	595	83	1,077	185
11/26/2024	40	446	266	63	1,605	595	83	1,077	185
11/25/2024	40	446	268	63	1,605	595	83	1,077	183
11/24/2024	40	446	269	63	1,605	595	98	1,077	26

Weekly SLA Customer Report

Customer LLG_Production
Database ID 148



Database Performance LLG_ABSBI01_BI_PROD_ABS1



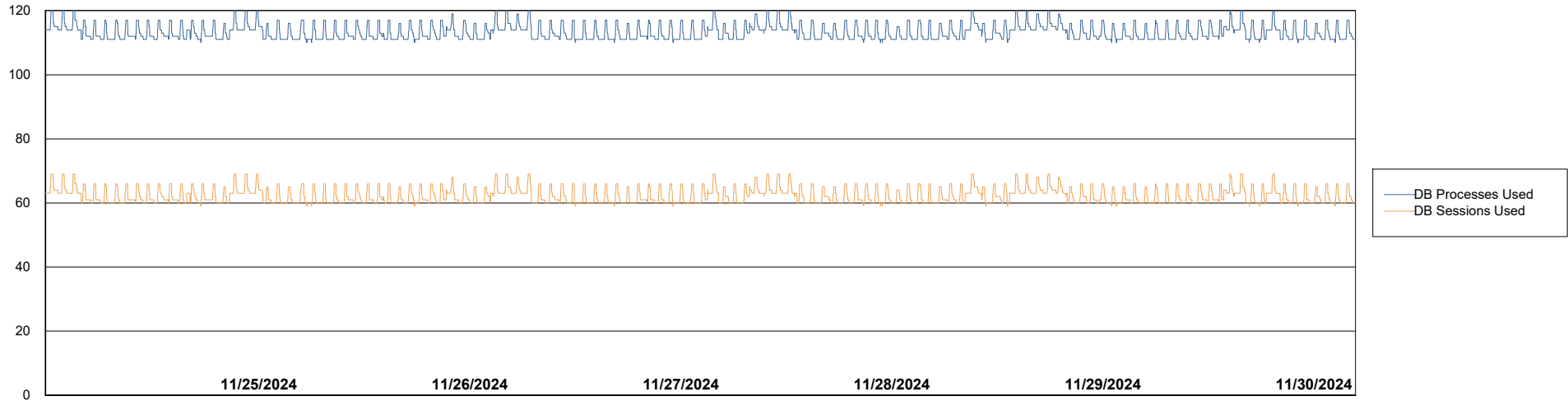
Weekly SLA Customer Report

Customer LLG_Production
Database ID 148



Database Performance LLG_ABSD02_PROD_HSBABS1

DB Processes Max 4
DB Processes Max 0
DB Processes Max 300

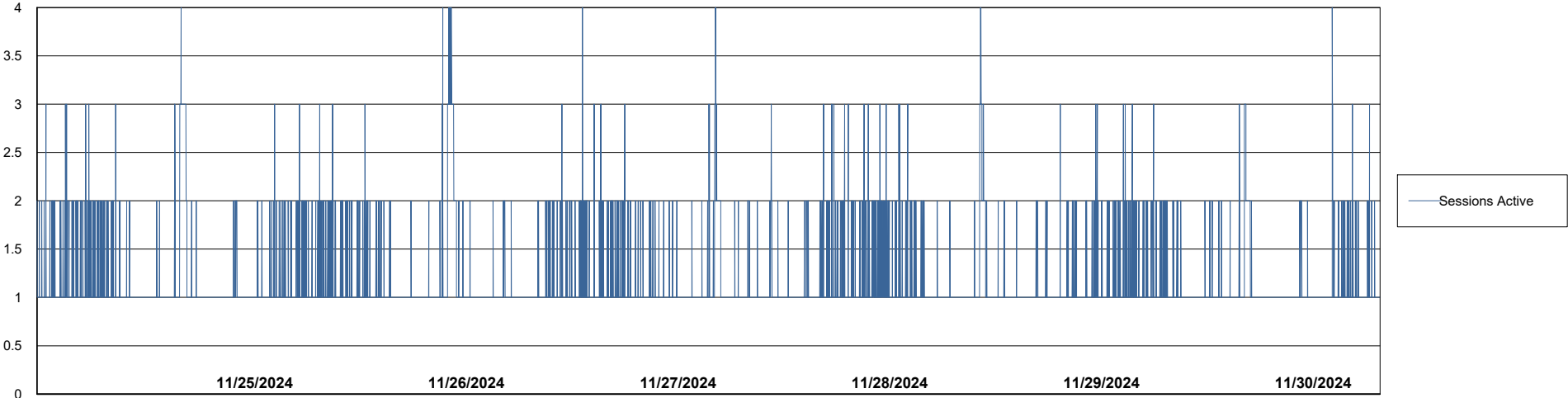
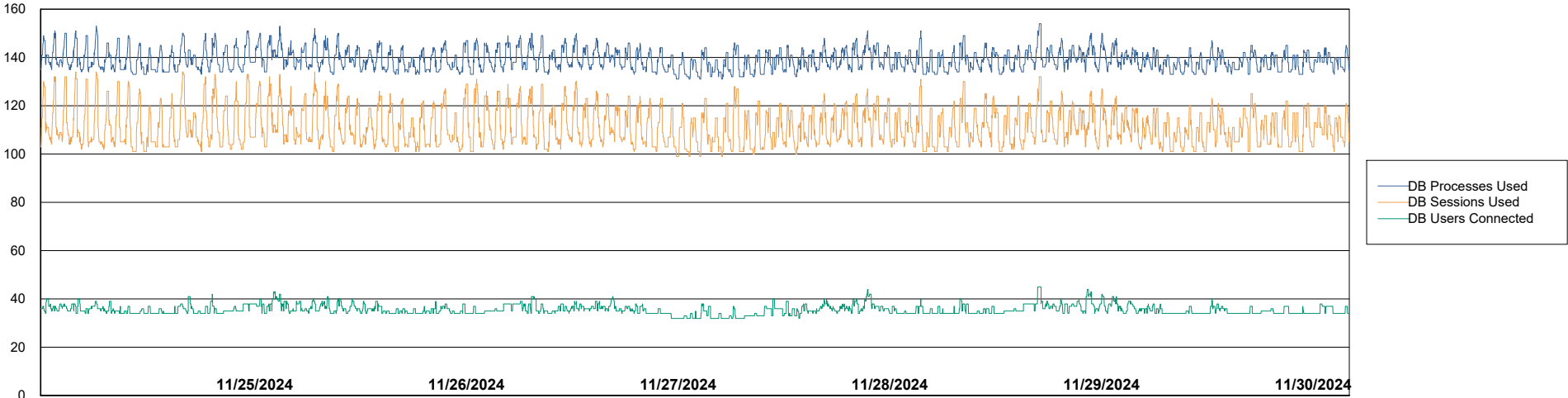


Weekly SLA Customer Report

Customer LLG_Production
Database ID 148



Database Performance LLG_ABSDB1_PROD_ABS1



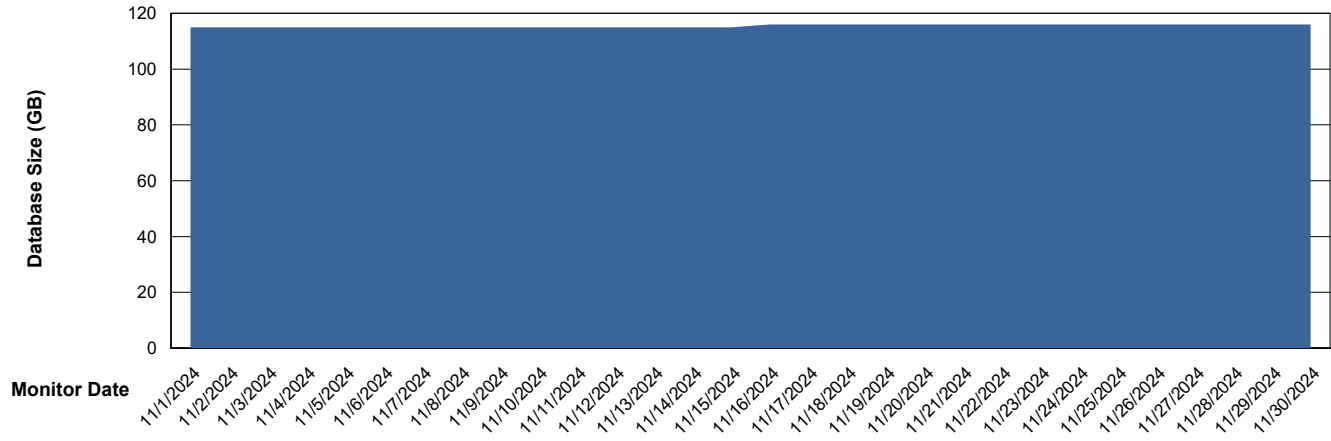
Weekly SLA Customer Report

Customer LLG_Production
Database ID 148



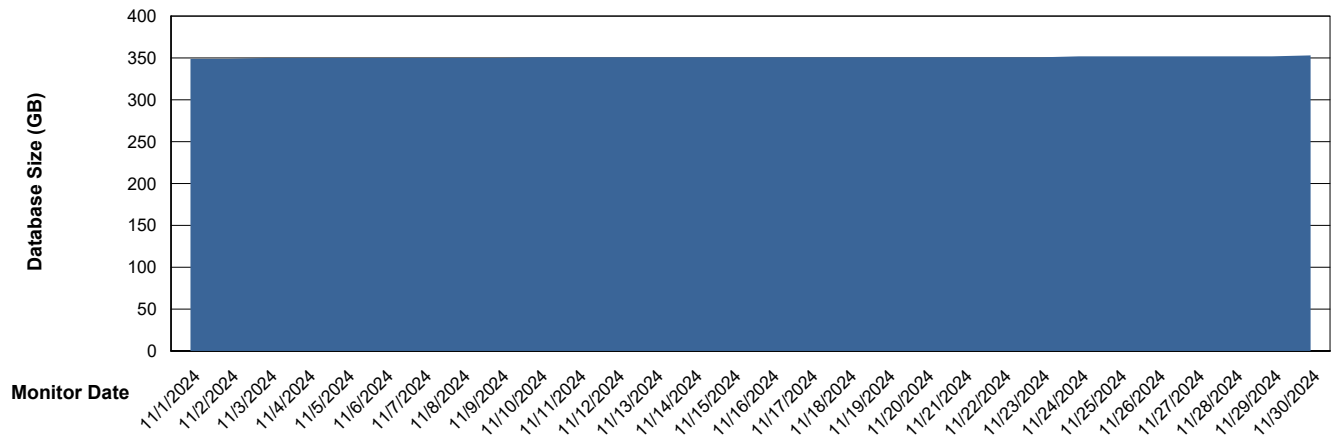
DATABASE SIZE LLG_ABSBI01_BI_PROD_ABS1

Database growth over last month



DATABASE SIZE LLG_ABSDB1_PROD_ABS1

Database growth over last month



Weekly SLA Customer Report

Customer LLG_Production
 Database ID 148



Database Tablespace LLG_ABSBI01_BI_PROD_ABS1

Date	Tablespace Name	Filesize (Gb)	Usedsize (Gb)	Percentage free
11/30/2024	ABSDATA	64	48	26
	INDX	72	60	16
11/29/2024	ABSDATA	64	48	26
	INDX	72	60	16
11/28/2024	ABSDATA	64	48	26
	INDX	72	60	16
11/27/2024	ABSDATA	64	48	26
	INDX	72	60	16
11/26/2024	ABSDATA	64	48	26
	INDX	72	60	16
11/25/2024	ABSDATA	64	48	26
	INDX	72	60	16
11/24/2024	ABSDATA	64	48	26
	INDX	72	60	16

Weekly SLA Customer Report

Customer LLG_Production
 Database ID 148



Database Tablespace LLG_ABSDB1_PROD_ABS1

Date	Tablespace Name	Filesize (Gb)	Usedsize (Gb)	Percentage free
11/30/2024	ABSDATA	178	144	19
	INDX	235	193	18
11/29/2024	ABSDATA	178	144	19
	INDX	235	193	18
11/28/2024	ABSDATA	178	144	19
	INDX	235	193	18
11/27/2024	ABSDATA	178	144	19
	INDX	235	193	18
11/26/2024	ABSDATA	178	144	19
	INDX	235	193	18
11/25/2024	ABSDATA	178	144	19
	INDX	235	193	18
11/24/2024	ABSDATA	178	144	19
	INDX	235	193	18

BI Status and last ETL error for LLG_ABSBI01_BI_PROD_ABS1

	Mon 25/11/2024	Tue 26/11/2024	Wed 27/11/2024	Thu 28/11/2024	Fri 29/11/2024	Sat 30/11/2024
ABS DataWarehouse ETL Health	OK	OK	OK	OK	OK	OK
ABS DWHStaging ETL Health	OK	OK	OK	OK	OK	OK

Weekly SLA Customer Report

Customer LLG_Production
Database ID 148



BI last ETL error for	LLG_ABSBI01_BI_PROD_ABS1
-----------------------	--------------------------

Mon, 25-11-2024	None
Fri, 29-11-2024	None
Tue, 26-11-2024	None
Sun, 24-11-2024	None
Wed, 27-11-2024	None
Thu, 28-11-2024	None
Thu, 28-11-2024	None
Sat, 30-11-2024	None
Tue, 26-11-2024	None
Sun, 24-11-2024	None
Fri, 29-11-2024	None
Wed, 27-11-2024	None
Sat, 30-11-2024	None
Mon, 25-11-2024	None

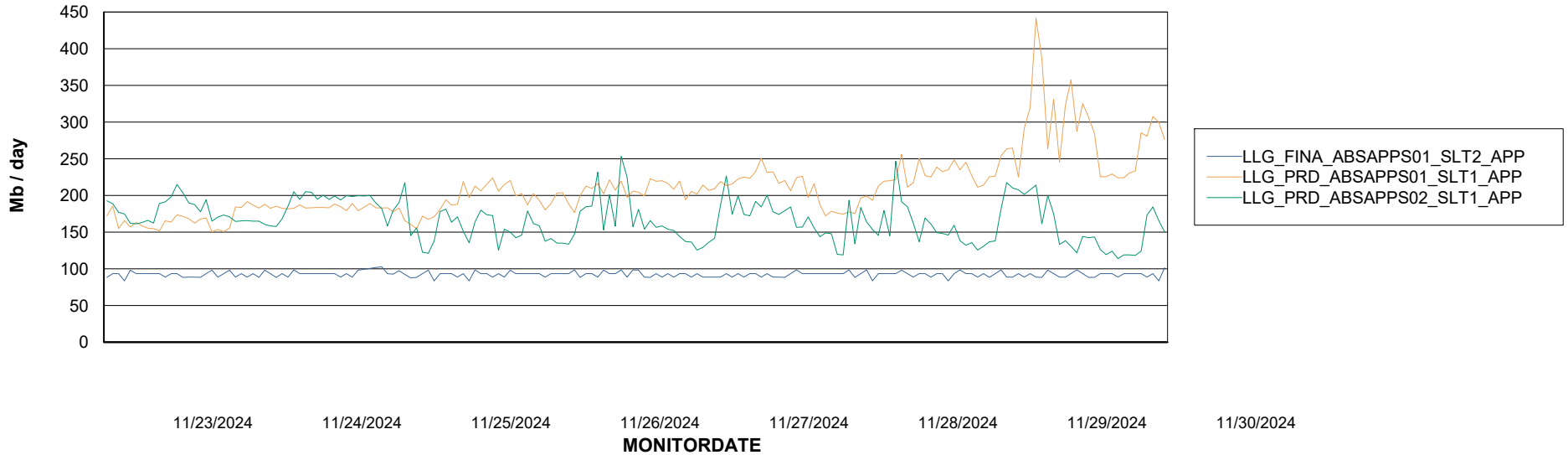
Weekly SLA Customer Report

Customer LLG_Production
Database ID 148

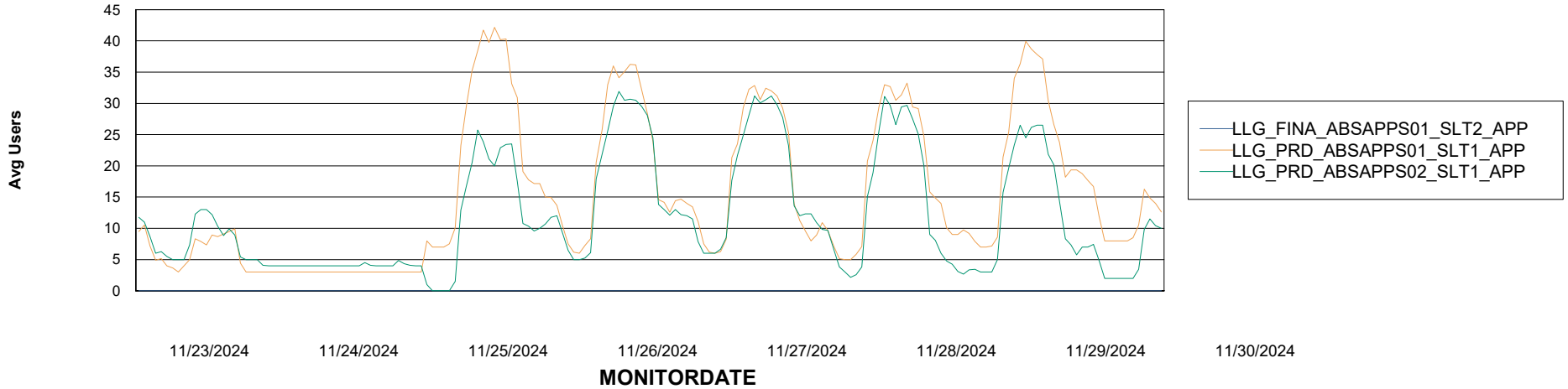


ABSSolute Application Server Services

Avg memory used per ABS Server Service



Avg users per day per ABS server



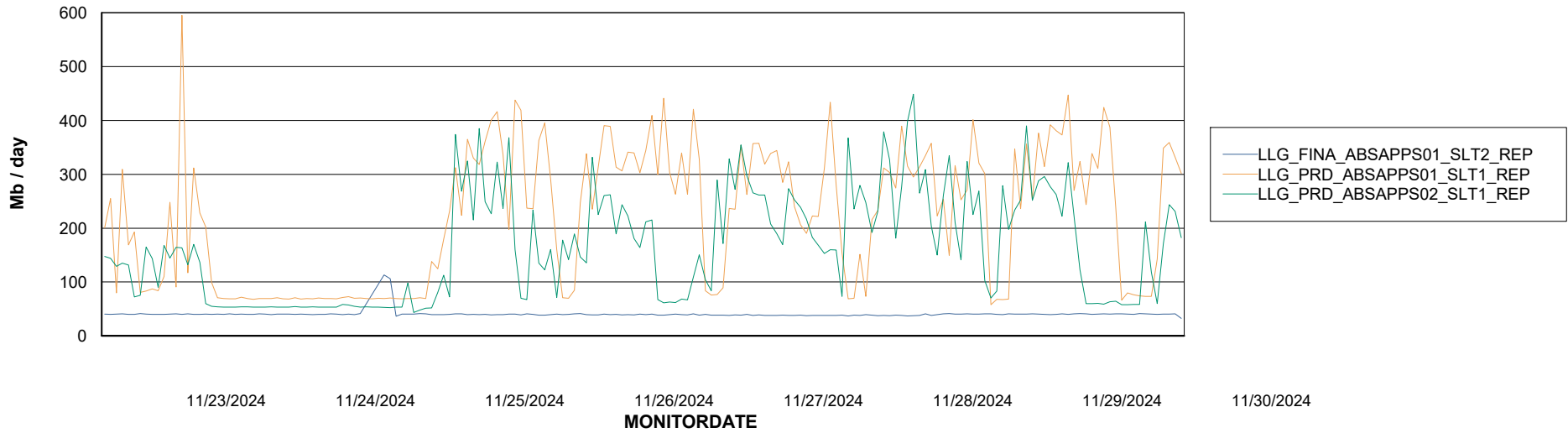
Weekly SLA Customer Report

Customer LLG_Production
Database ID 148



ABSSolute Application ReportServer Services

Avg memory used per ReportServer Service



Disaster per ABS component

