

# Weekly SLA Customer Report

Customer LLG\_Production  
 Database ID 148



Harddisk Usage LLG\_ABSAPPS01

	Free disk space on C: (%)	Total disk space on C: (Gb)	Used disk space on C: (Gb)	Free disk space on D: (%)	Total disk space on D: (Gb)	Used disk space on D: (Gb)
11/16/2024	88	500	61	98	393	8
11/15/2024	88	500	61	98	393	8
11/14/2024	88	500	61	98	393	8
11/13/2024	88	500	61	98	393	8
11/12/2024	88	500	60	98	393	8
11/11/2024	88	500	60	98	393	8
11/10/2024	88	500	60	98	393	8

Harddisk Usage LLG\_ABSApps02

	Free disk space on C: (%)	Total disk space on C: (Gb)	Used disk space on C: (Gb)	Free disk space on D: (%)	Total disk space on D: (Gb)	Used disk space on D: (Gb)
11/16/2024	91	500	45	96	393	15
11/15/2024	91	500	45	96	393	15
11/14/2024	91	500	45	96	393	15
11/13/2024	91	500	45	96	393	15
11/12/2024	91	500	45	96	393	15
11/11/2024	91	500	45	96	393	15
11/10/2024	91	500	45	96	393	15

# Weekly SLA Customer Report

Customer LLG\_Production  
 Database ID 148



Harddisk Usage LLG\_ABSBI01

	Free disk space on C: (%)	Total disk space on C: (Gb)	Used disk space on C: (Gb)	Free disk space on D: (%)	Total disk space on D: (Gb)	Used disk space on D: (Gb)
11/16/2024	83	446	78	91	2,681	252
11/15/2024	83	446	78	91	2,681	251
11/14/2024	83	446	78	91	2,681	251
11/13/2024	83	446	78	91	2,681	251
11/12/2024	83	446	78	91	2,681	251
11/11/2024	83	446	78	91	2,681	251
11/10/2024	83	446	78	91	2,681	251

Harddisk Usage LLG\_ABSDB01

	Free disk space on C: (%)	Total disk space on C: (Gb)	Used disk space on C: (Gb)	Free disk space on D: (%)	Total disk space on D: (Gb)	Used disk space on D: (Gb)	Free disk space on E: (%)	Total disk space on E: (Gb)	Used disk space on E: (Gb)
11/16/2024	88	446	52	71	1,605	464	68	1,077	341
11/15/2024	88	446	53	71	1,605	464	68	1,077	339
11/14/2024	88	446	52	71	1,605	464	68	1,077	339
11/13/2024	88	446	52	71	1,605	464	68	1,077	339
11/12/2024	88	446	52	71	1,605	464	68	1,077	339
11/11/2024	88	446	52	71	1,605	464	68	1,077	343
11/10/2024	88	446	52	71	1,605	464	67	1,077	355

# Weekly SLA Customer Report

Customer LLG\_Production  
Database ID 148



Harddisk Usage LLG\_ABSDB02

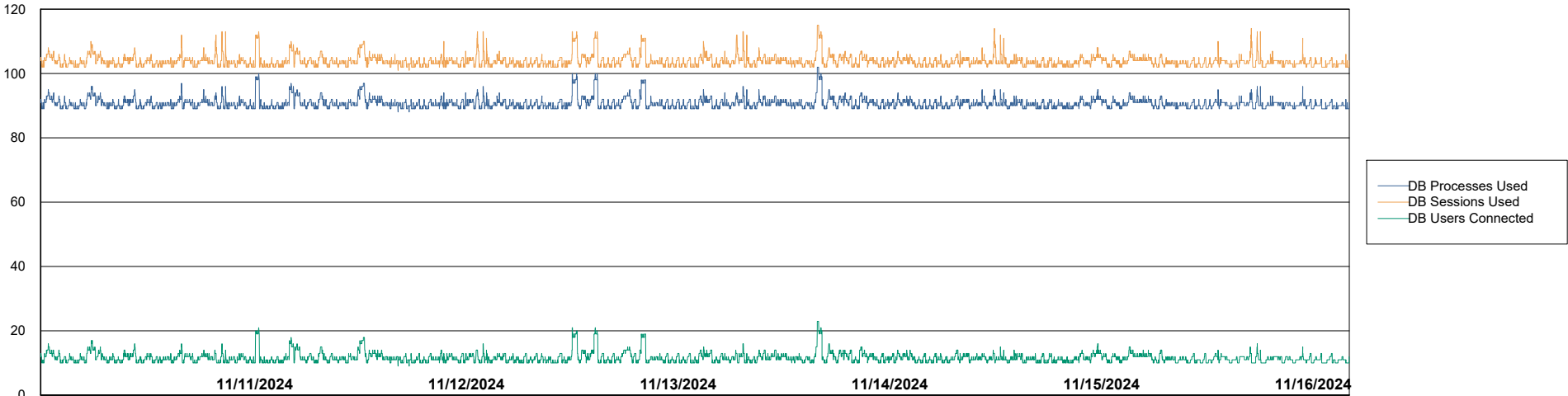
	Free disk space on C: (%)	Total disk space on C: (Gb)	Used disk space on C: (Gb)	Free disk space on D: (%)	Total disk space on D: (Gb)	Used disk space on D: (Gb)	Free disk space on E: (%)	Total disk space on E: (Gb)	Used disk space on E: (Gb)
11/16/2024	43	446	256	63	1,605	595	99	1,077	8
11/15/2024	43	446	256	63	1,605	595	98	1,077	17
11/14/2024	43	446	256	63	1,605	595	83	1,077	181
11/13/2024	43	446	256	63	1,605	595	83	1,077	179
11/12/2024	43	446	256	63	1,605	595	84	1,077	177
11/11/2024	44	446	251	63	1,605	595	83	1,077	179
11/10/2024	45	446	244	63	1,605	595	98	1,077	27

# Weekly SLA Customer Report

Customer LLG\_Production  
Database ID 148



Database Performance LLG\_ABSBI01\_BI\_PROD\_ABS1



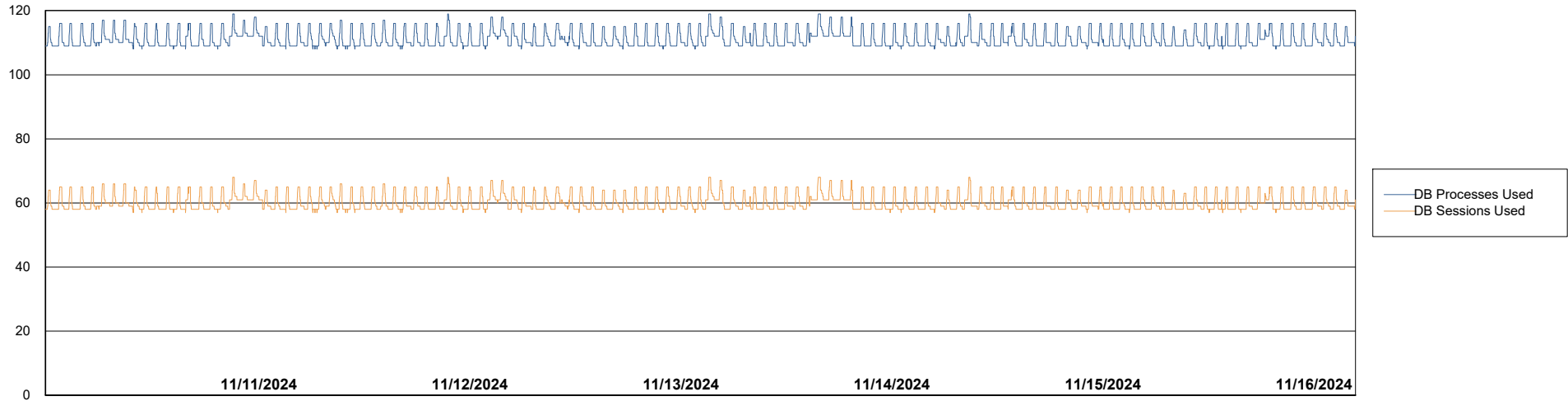
# Weekly SLA Customer Report

Customer LLG\_Production  
Database ID 148



Database Performance LLG\_ABSD02\_PROD\_HSBABS1

DB Processes Max 0  
DB Processes Max 4  
DB Processes Max 300

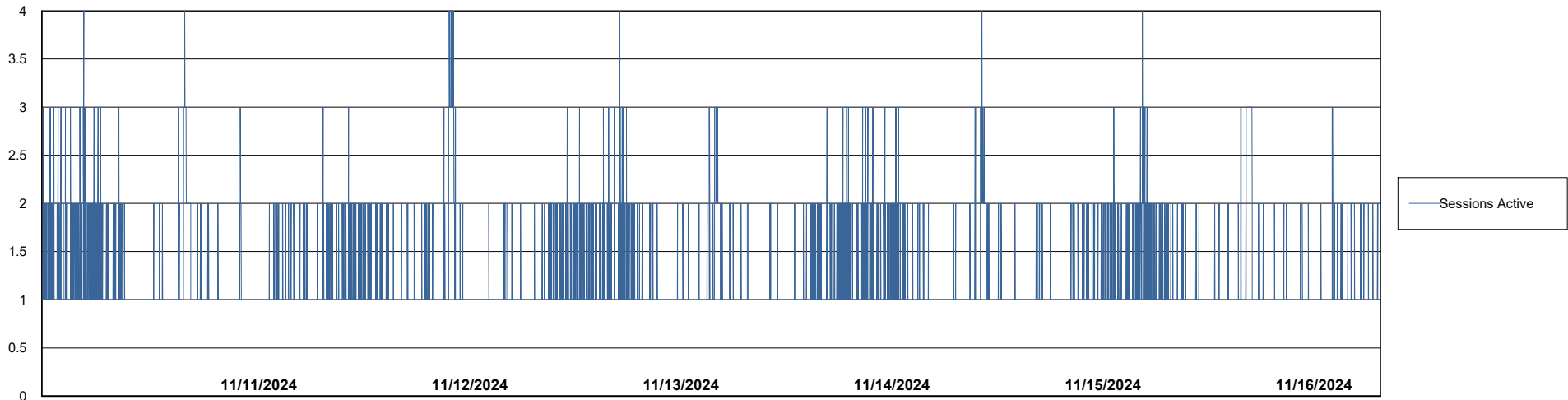
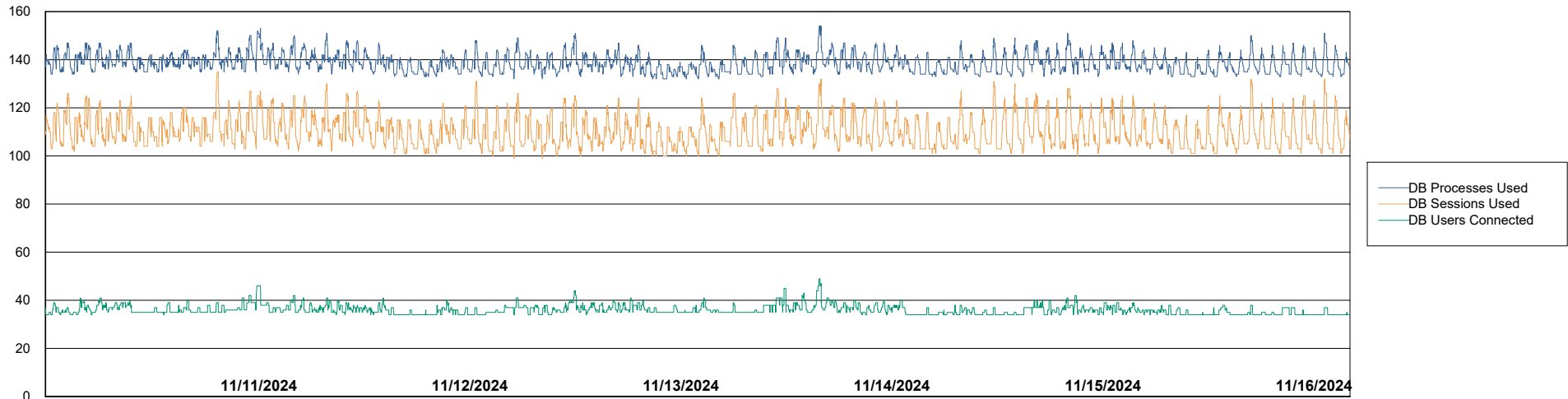


# Weekly SLA Customer Report

Customer LLG\_Production  
Database ID 148



## Database Performance LLG\_ABSDB1\_PROD\_ABS1



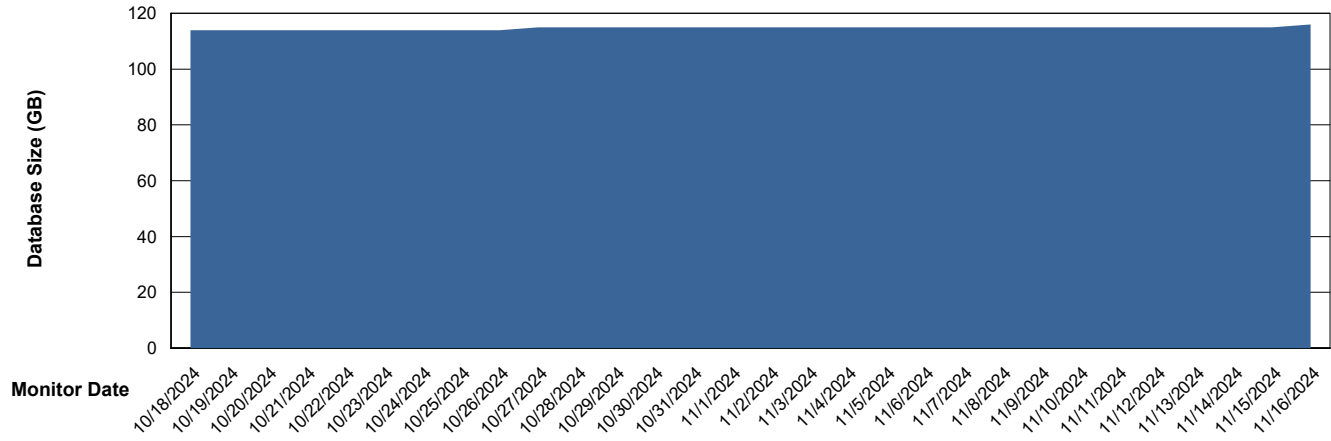
# Weekly SLA Customer Report

Customer LLG\_Production  
Database ID 148



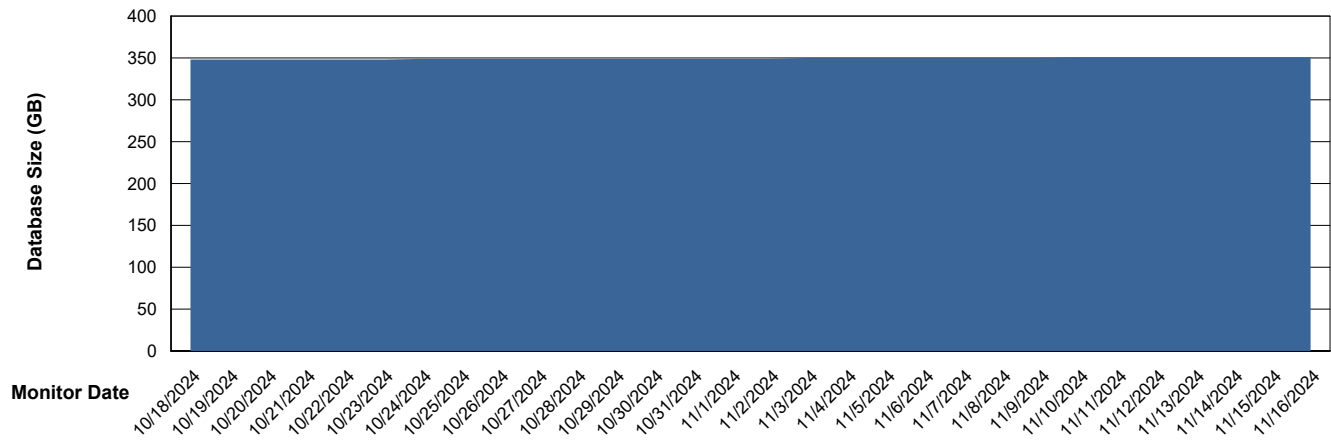
DATABASE SIZE LLG\_ABSBI01\_BI\_PROD\_ABS1

### Database growth over last month



DATABASE SIZE LLG\_ABSDB1\_PROD\_ABS1

### Database growth over last month



# Weekly SLA Customer Report

Customer      LLG\_Production  
 Database ID    148



Database Tablespace      LLG\_ABSBI01\_BI\_PROD\_ABS1

Date	Tablespace Name	Filesize (Gb)	Usedsize (Gb)	Percentage free
11/16/2024	ABSDATA	64	47	26
	INDX	72	60	17
11/15/2024	ABSDATA	64	47	26
	INDX	72	60	17
11/14/2024	ABSDATA	64	47	26
	INDX	72	60	17
11/13/2024	ABSDATA	64	47	26
	INDX	72	60	17
11/12/2024	ABSDATA	64	47	26
	INDX	72	60	17
11/11/2024	ABSDATA	64	47	26
	INDX	72	60	17
11/10/2024	ABSDATA	64	47	26
	INDX	72	60	17

# Weekly SLA Customer Report

Customer LLG\_Production  
 Database ID 148



Database Tablespace LLG\_ABSDB1\_PROD\_ABS1

Date	Tablespace Name	Filesize (Gb)	Usedsize (Gb)	Percentage free
11/16/2024	ABSDATA	178	143	19
	INDX	235	192	18
11/15/2024	ABSDATA	178	143	19
	INDX	235	192	18
11/14/2024	ABSDATA	178	143	19
	INDX	235	192	18
11/13/2024	ABSDATA	178	143	19
	INDX	235	192	18
11/12/2024	ABSDATA	178	143	19
	INDX	235	192	18
11/11/2024	ABSDATA	178	143	19
	INDX	235	192	18
11/10/2024	ABSDATA	178	143	19
	INDX	235	192	18

BI Status and last ETL error for LLG\_ABSBI01\_BI\_PROD\_ABS1

	Mon 11/11/2024	Tue 12/11/2024	Wed 13/11/2024	Thu 14/11/2024	Fri 15/11/2024	Sat 16/11/2024
<b>ABS DataWarehouse ETL Health</b>	OK	OK	OK	OK	OK	OK
<b>ABS DWHStaging ETL Health</b>	OK	OK	OK	OK	OK	OK

# Weekly SLA Customer Report

Customer LLG\_Production  
Database ID 148



BI last ETL error for	LLG_ABSBI01_BI_PROD_ABS1
-----------------------	--------------------------

Sun, 10-11-2024	None
Mon, 11-11-2024	None
Sat, 16-11-2024	None
Mon, 11-11-2024	None
Wed, 13-11-2024	None
Thu, 14-11-2024	None
Fri, 15-11-2024	None
Thu, 14-11-2024	None
Sun, 10-11-2024	None
Sat, 16-11-2024	None
Tue, 12-11-2024	None
Wed, 13-11-2024	None
Tue, 12-11-2024	None
Fri, 15-11-2024	None

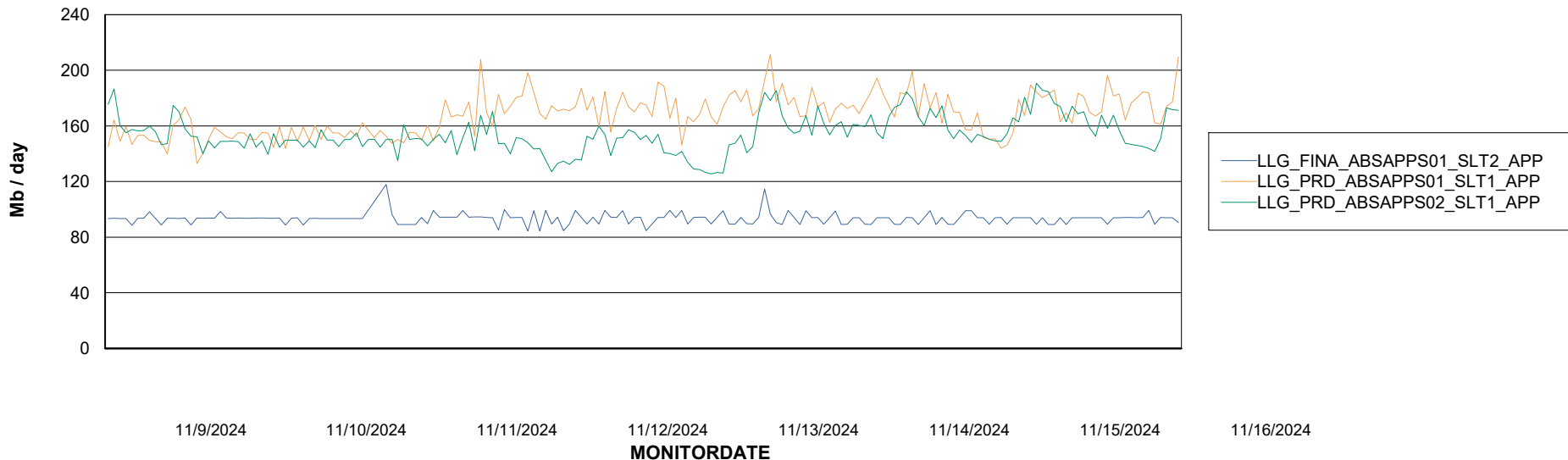
# Weekly SLA Customer Report

Customer LLG\_Production  
Database ID 148

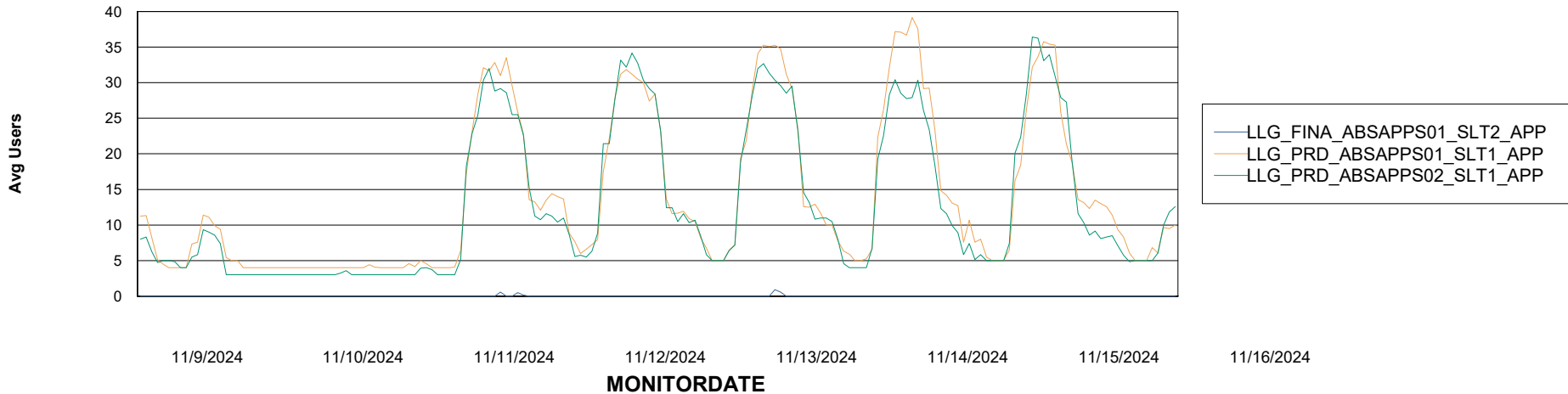


## ABSSolute Application Server Services

### Avg memory used per ABS Server Service



### Avg users per day per ABS server



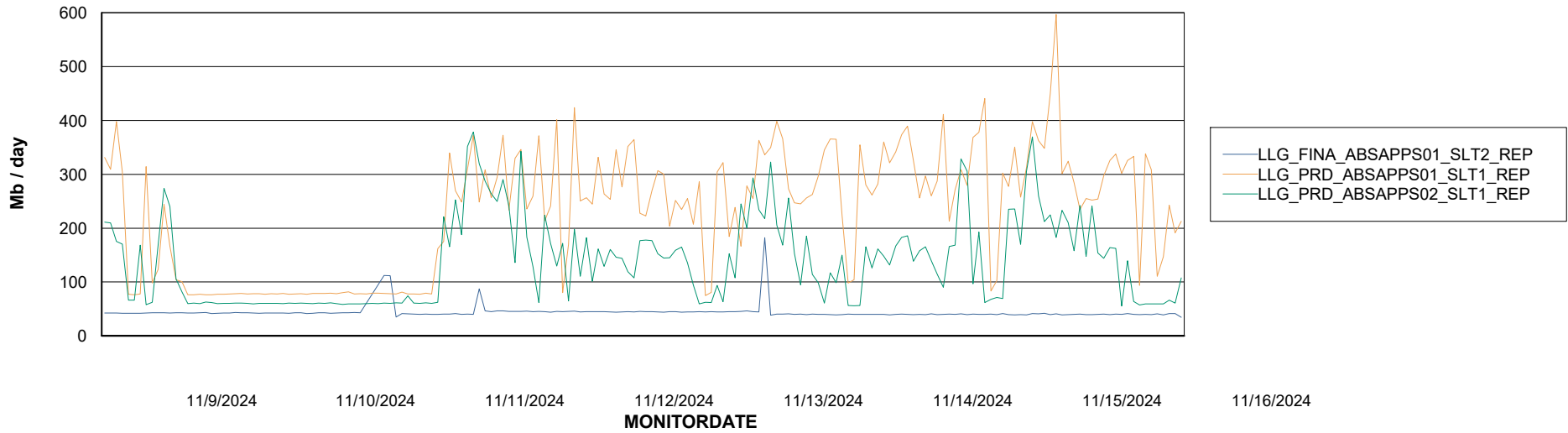
# Weekly SLA Customer Report

Customer LLG\_Production  
Database ID 148



## ABSSolute Application ReportServer Services

### Avg memory used per ReportServer Service



### Disaster per ABS component

