

Weekly SLA Customer Report

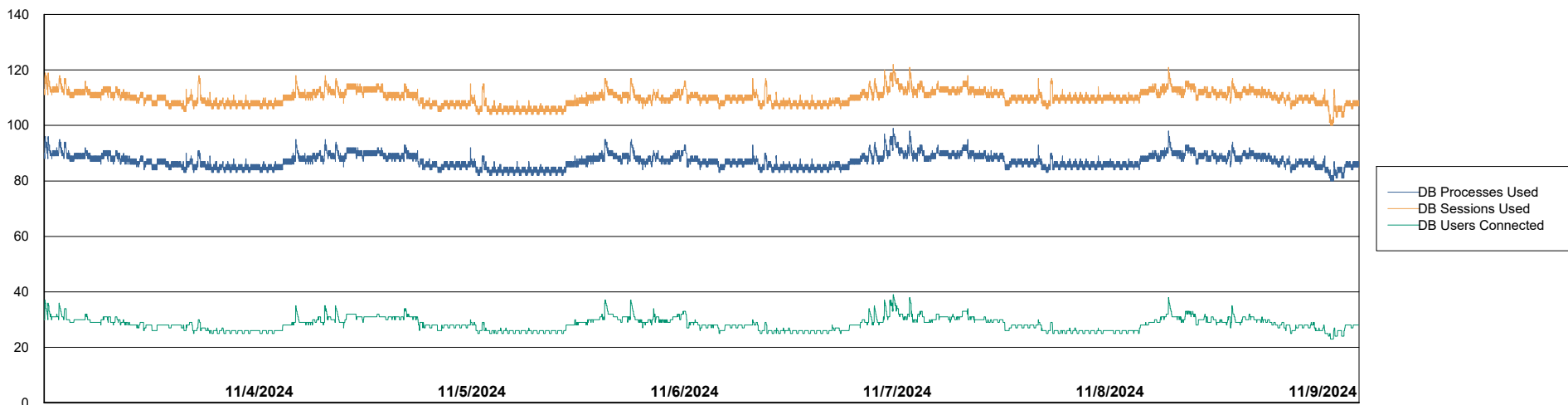
Customer RAS_Production
 Database ID 189



Harddisk Usage RAS_PRD_NEDLIN-ST-APP01

	Free disk space on C: (%)	Total disk space on C: (Gb)	Used disk space on C: (Gb)	Free disk space on D: (%)	Total disk space on D: (Gb)	Used disk space on D: (Gb)	Free disk space on E: (%)	Total disk space on E: (Gb)	Used disk space on E: (Gb)
11/9/2024	33	249	166	25	310	232	71	100	29
11/8/2024	34	249	165	22	310	240	71	100	29
11/7/2024	35	249	163	22	310	240	71	100	29
11/6/2024	35	249	162	22	310	240	72	100	28
11/5/2024	36	249	161	22	310	240	72	100	28
11/4/2024	36	249	160	22	310	240	77	100	23
11/3/2024	36	249	159	23	310	240	74	100	26

Database Performance RAS_PRD_NEDLIN-ST-APP01_ABS1



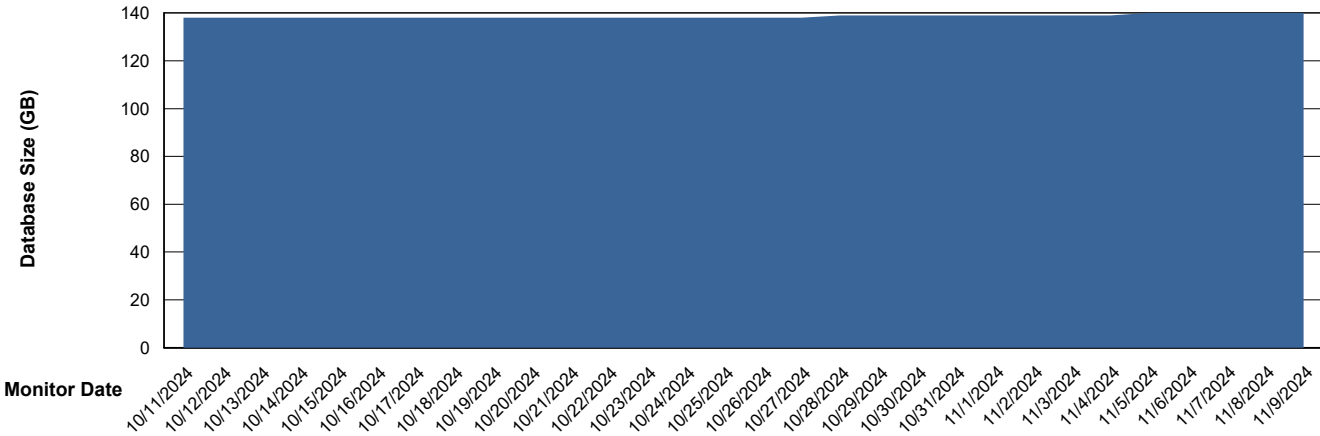
Weekly SLA Customer Report

Customer RAS_Production
 Database ID 189



DATABASE SIZE RAS_PRD_NEDLIN-ST-APP01_ABS1

Database growth over last month



Database Tablespace RAS_PRD_NEDLIN-ST-APP01_ABS1

Date	Tablespace Name	Filesize (Gb)	Usedsize (Gb)	Percentage free
11/9/2024	ABSDATA	60	37	39
	INDX	128	93	27
11/8/2024	ABSDATA	60	37	39
	INDX	128	93	27
11/7/2024	ABSDATA	60	37	39
	INDX	128	93	27
11/6/2024	ABSDATA	60	37	39
	INDX	128	93	28
11/5/2024	ABSDATA	60	37	39
	INDX	128	93	28
11/4/2024	ABSDATA	60	37	39
	INDX	128	93	28
11/3/2024	ABSDATA	60	37	39
	INDX	128	93	28

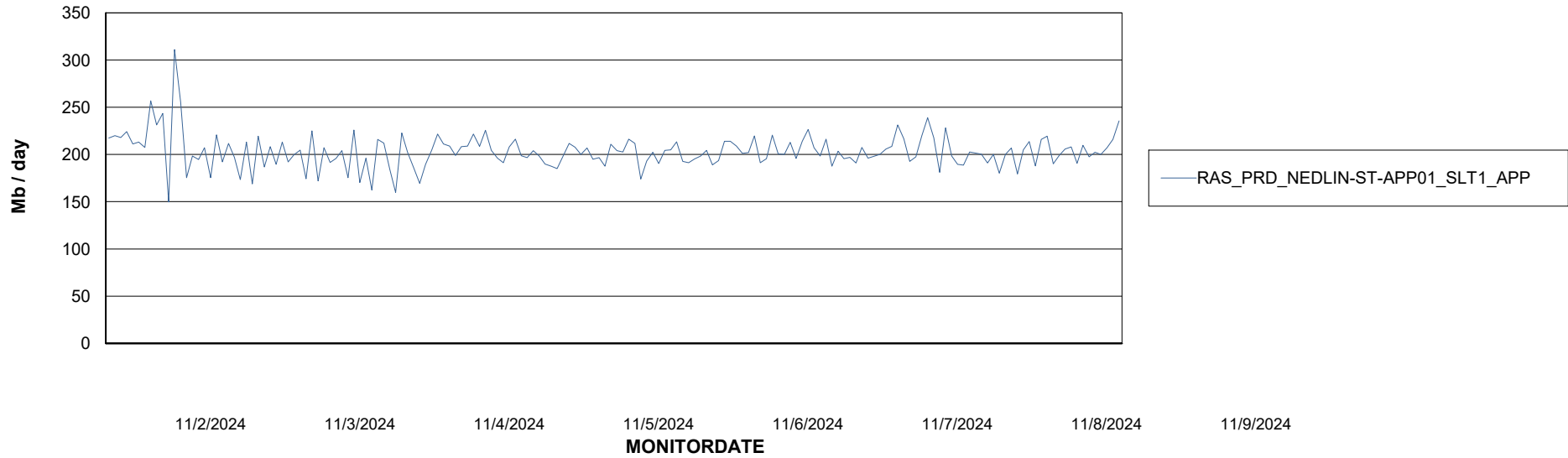
Weekly SLA Customer Report

Customer RAS_Production
Database ID 189

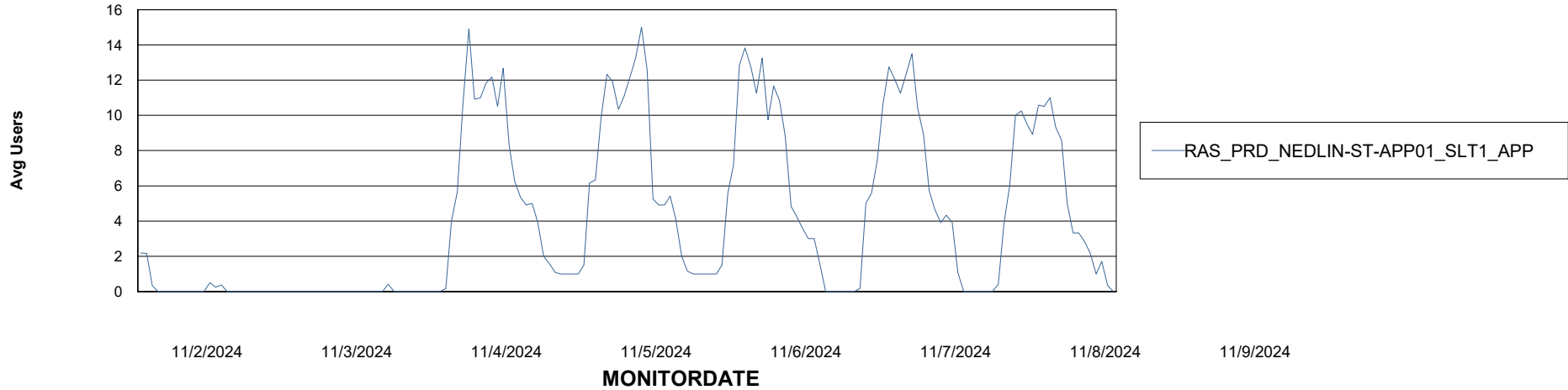


ABSSolute Application Server Services

Avg memory used per ABS Server Service



Avg users per day per ABS server



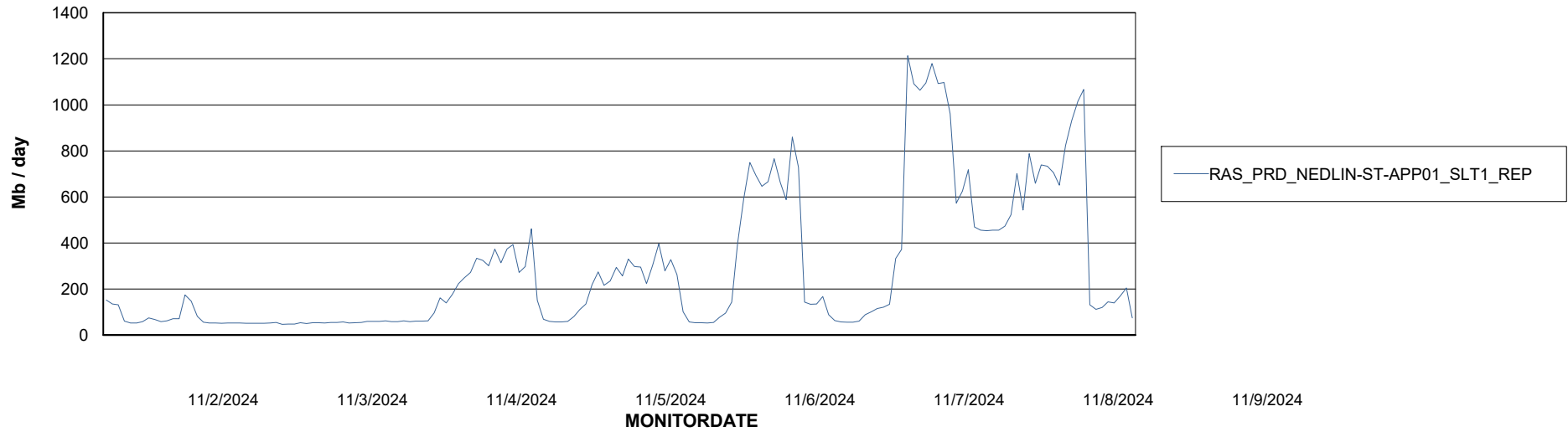
Weekly SLA Customer Report

Customer RAS_Production
Database ID 189



ABSSolute Application ReportServer Services

Avg memory used per ReportServer Service



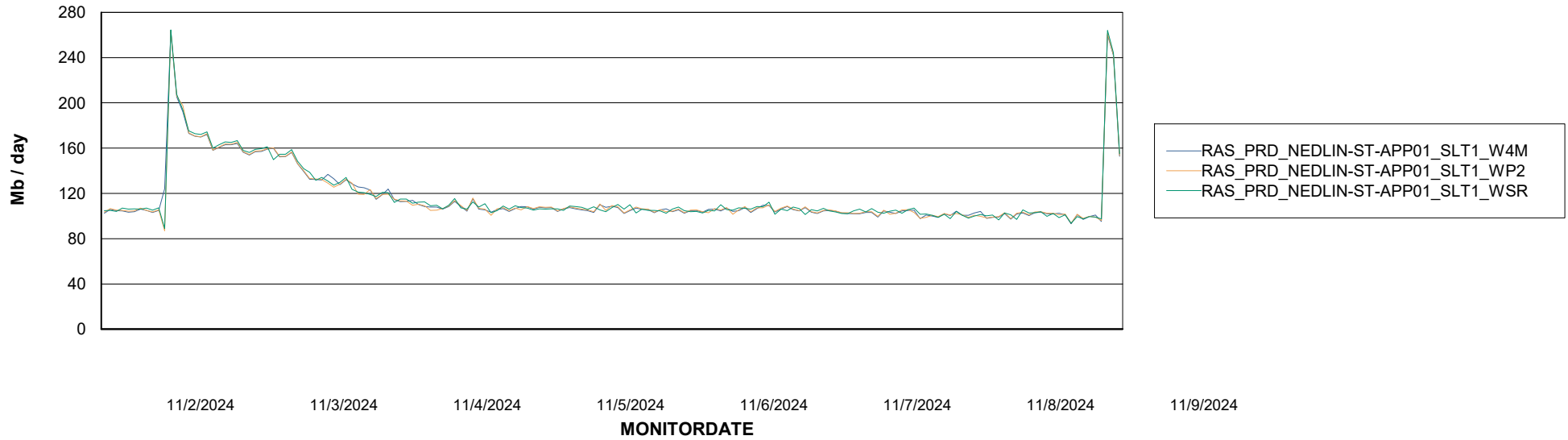
Weekly SLA Customer Report

Customer RAS_Production
Database ID 189



ABSSolute Web Component Services

Avg memory used per ABS Web component



Weekly SLA Customer Report

Customer RAS_Production
Database ID 189



Disaster per ABS component

