

Weekly SLA Customer Report

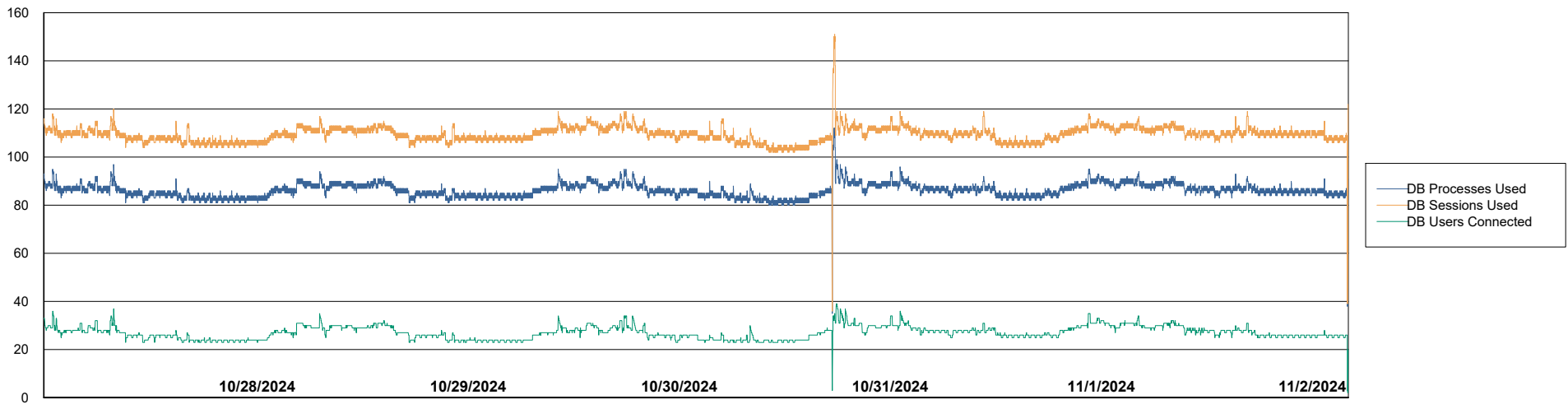
Customer RAS_Production
 Database ID 189



Harddisk Usage RAS_PRD_NEDLIN-ST-APP01

	Free disk space on C: (%)	Total disk space on C: (Gb)	Used disk space on C: (Gb)	Free disk space on D: (%)	Total disk space on D: (Gb)	Used disk space on D: (Gb)	Free disk space on E: (%)	Total disk space on E: (Gb)	Used disk space on E: (Gb)
11/2/2024	36	249	159	23	310	240	72	100	28
11/1/2024	36	249	158	23	310	239	71	100	29
10/31/2024	35	249	163	23	310	238	72	100	28
10/30/2024	32	249	169	23	310	238	72	100	28
10/29/2024	33	249	167	23	310	238	72	100	28
10/28/2024	33	249	167	23	310	238	75	100	25
10/27/2024	33	249	167	23	310	239	75	100	25

Database Performance RAS_PRD_NEDLIN-ST-APP01_ABS1



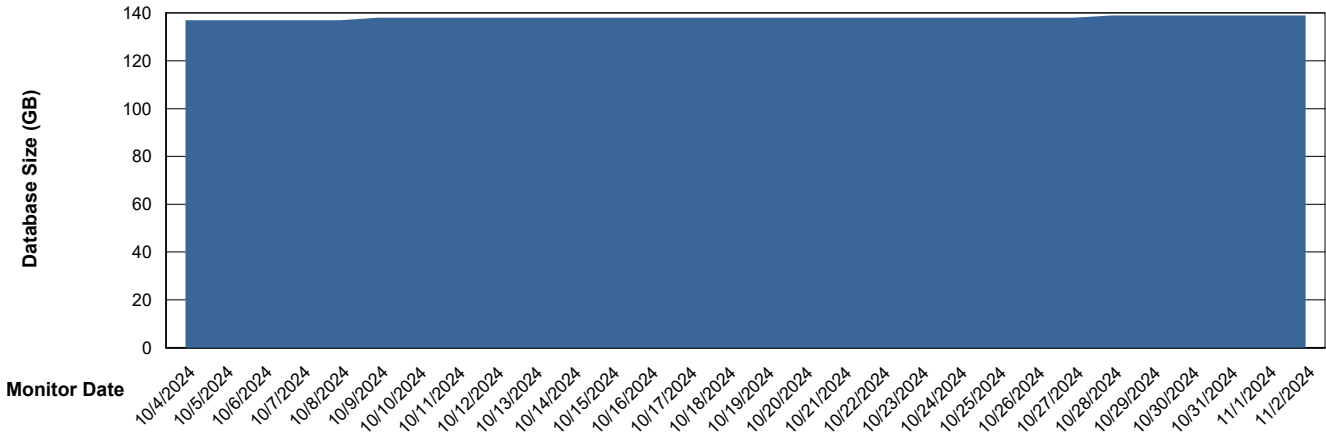
Weekly SLA Customer Report

Customer RAS_Production
 Database ID 189



DATABASE SIZE RAS_PRD_NEDLIN-ST-APP01_ABS1

Database growth over last month



Database Tablespace RAS_PRD_NEDLIN-ST-APP01_ABS1

Date	Tablespace Name	Filesize (Gb)	Usedsize (Gb)	Percentage free
11/2/2024	ABSDATA	60	37	39
	INDX	128	93	28
11/1/2024	ABSDATA	60	37	39
	INDX	128	93	28
10/31/2024	ABSDATA	60	37	39
	INDX	128	93	28
10/30/2024	ABSDATA	60	37	39
	INDX	128	92	28
10/29/2024	ABSDATA	60	36	39
	INDX	128	92	28
10/28/2024	ABSDATA	60	36	39
	INDX	128	92	28
10/27/2024	ABSDATA	60	36	39
	INDX	128	92	28

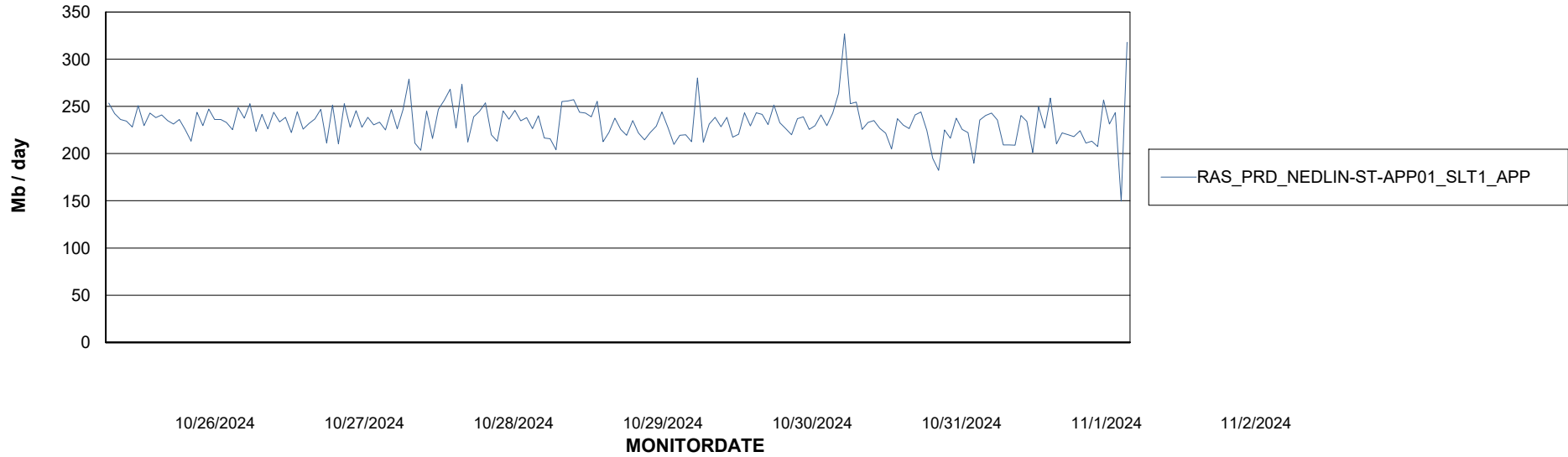
Weekly SLA Customer Report

Customer RAS_Production
Database ID 189

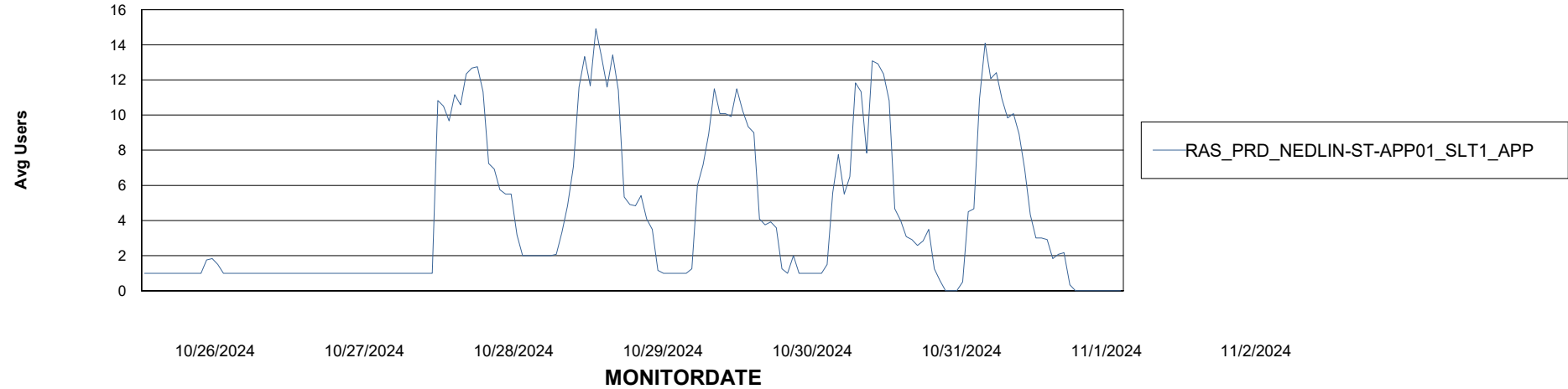


ABSSolute Application Server Services

Avg memory used per ABS Server Service



Avg users per day per ABS server



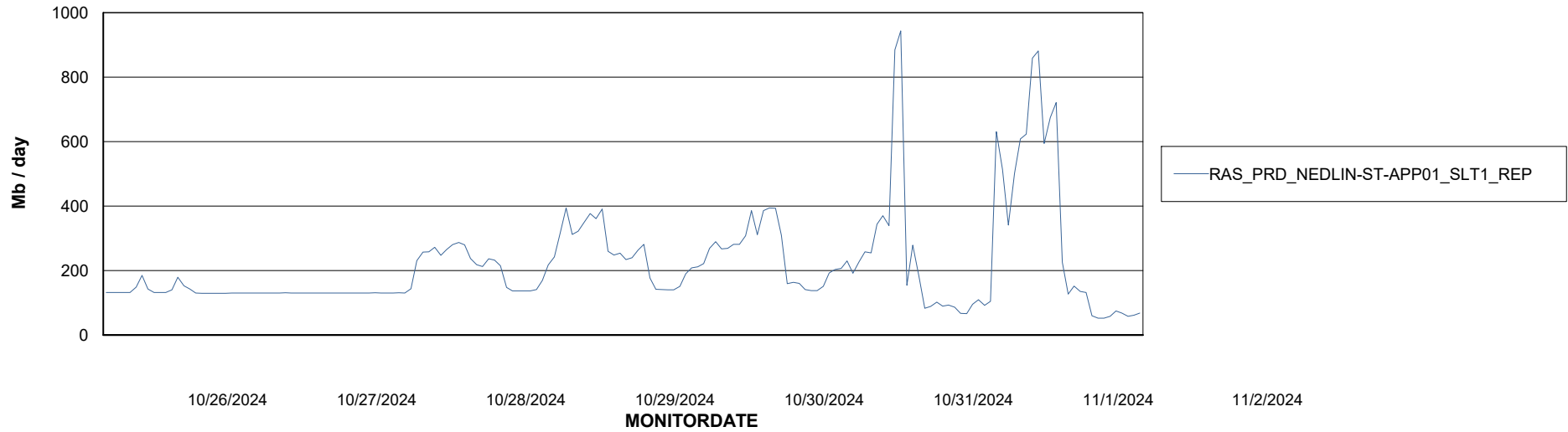
Weekly SLA Customer Report

Customer RAS_Production
Database ID 189



ABSSolute Application ReportServer Services

Avg memory used per ReportServer Service



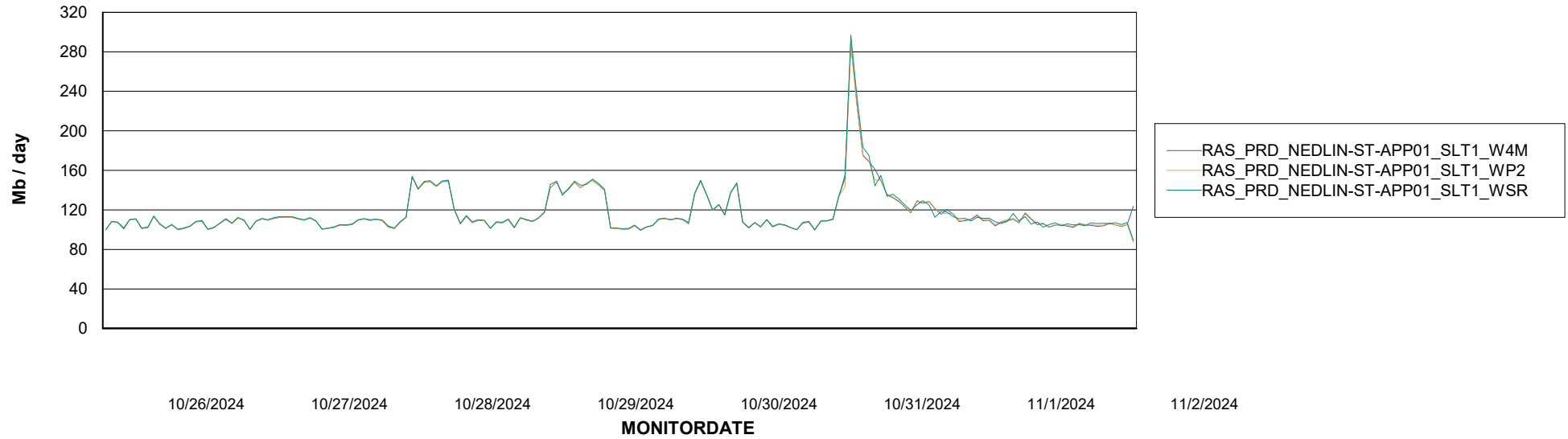
Weekly SLA Customer Report

Customer RAS_Production
Database ID 189



ABSSolute Web Component Services

Avg memory used per ABS Web component



Weekly SLA Customer Report

Customer RAS_Production
Database ID 189



Disaster per ABS component

