

Weekly SLA Customer Report

Customer LLG_Production
 Database ID 148



Harddisk Usage LLG_ABSAPPS01

	Free disk space on C: (%)	Total disk space on C: (Gb)	Used disk space on C: (Gb)	Free disk space on D: (%)	Total disk space on D: (Gb)	Used disk space on D: (Gb)
11/2/2024	88	500	61	98	393	8
11/1/2024	88	500	61	98	393	8
10/31/2024	88	500	60	98	393	8
10/30/2024	88	500	60	98	393	8
10/29/2024	88	500	60	98	393	8
10/28/2024	88	500	61	98	393	8
10/27/2024	88	500	61	98	393	8

Harddisk Usage LLG_ABSApps02

	Free disk space on C: (%)	Total disk space on C: (Gb)	Used disk space on C: (Gb)	Free disk space on D: (%)	Total disk space on D: (Gb)	Used disk space on D: (Gb)
11/2/2024	91	500	45	96	393	15
11/1/2024	91	500	45	96	393	15
10/31/2024	91	500	45	96	393	15
10/30/2024	91	500	45	96	393	15
10/29/2024	91	500	45	96	393	15
10/28/2024	91	500	45	96	393	15
10/27/2024	91	500	45	96	393	15

Weekly SLA Customer Report

Customer LLG_Production
Database ID 148



Harddisk Usage LLG_ABSBI01

	Free disk space on C: (%)	Total disk space on C: (Gb)	Used disk space on C: (Gb)	Free disk space on D: (%)	Total disk space on D: (Gb)	Used disk space on D: (Gb)
11/2/2024	83	446	75	91	2,681	252
11/1/2024	83	446	75	91	2,681	251
10/31/2024	83	446	75	91	2,681	251
10/30/2024	83	446	75	91	2,681	251
10/29/2024	83	446	75	91	2,681	251
10/28/2024	83	446	75	91	2,681	250
10/27/2024	83	446	75	91	2,681	251

Harddisk Usage LLG_ABSDB01

	Free disk space on C: (%)	Total disk space on C: (Gb)	Used disk space on C: (Gb)	Free disk space on D: (%)	Total disk space on D: (Gb)	Used disk space on D: (Gb)	Free disk space on E: (%)	Total disk space on E: (Gb)	Used disk space on E: (Gb)
11/2/2024	88	446	53	71	1,605	464	68	1,077	341
11/1/2024	88	446	53	71	1,605	464	68	1,077	339
10/31/2024	88	446	53	71	1,605	464	68	1,077	340
10/30/2024	88	446	53	71	1,605	464	68	1,077	340
10/29/2024	88	446	53	71	1,605	464	68	1,077	341
10/28/2024	88	446	53	71	1,605	464	68	1,077	344
10/27/2024	88	446	53	71	1,605	464	67	1,077	355

Weekly SLA Customer Report

Customer LLG_Production
 Database ID 148



Harddisk Usage LLG_ABSDB02

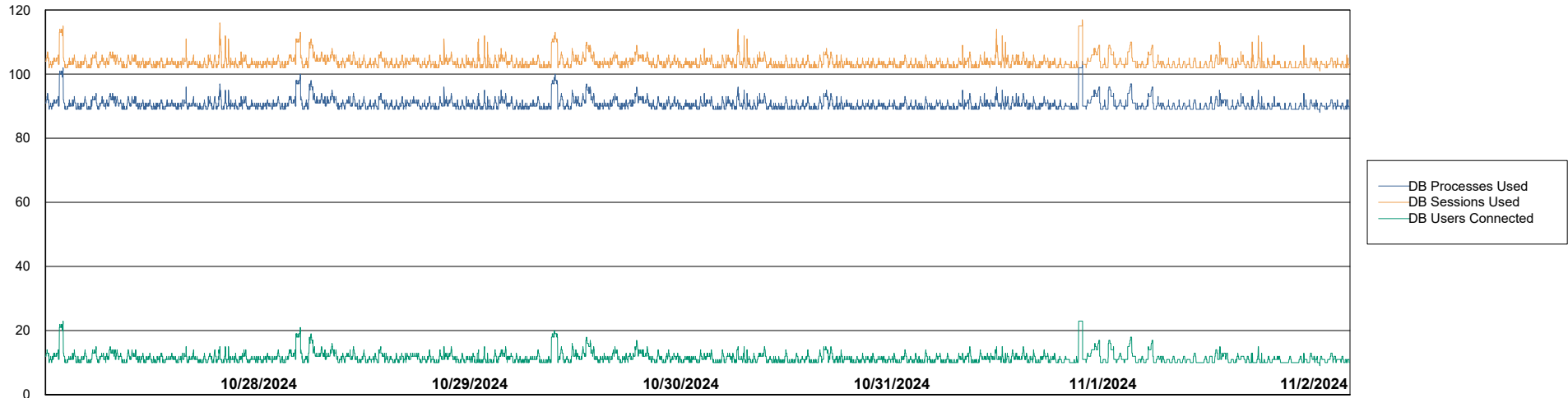
	Free disk space on C: (%)	Total disk space on C: (Gb)	Used disk space on C: (Gb)	Free disk space on D: (%)	Total disk space on D: (Gb)	Used disk space on D: (Gb)	Free disk space on E: (%)	Total disk space on E: (Gb)	Used disk space on E: (Gb)
11/2/2024	48	446	233	63	1,605	595	99	1,077	8
11/1/2024	48	446	233	63	1,605	595	98	1,077	17
10/31/2024	48	446	233	63	1,605	595	83	1,077	182
10/30/2024	48	446	233	63	1,605	595	83	1,077	179
10/29/2024	48	446	233	63	1,605	595	84	1,077	177
10/28/2024	48	446	231	63	1,605	595	84	1,077	177
10/27/2024	50	446	222	63	1,605	595	97	1,077	28

Weekly SLA Customer Report

Customer LLG_Production
Database ID 148



Database Performance LLG_ABSBI01_BI_PROD_ABS1



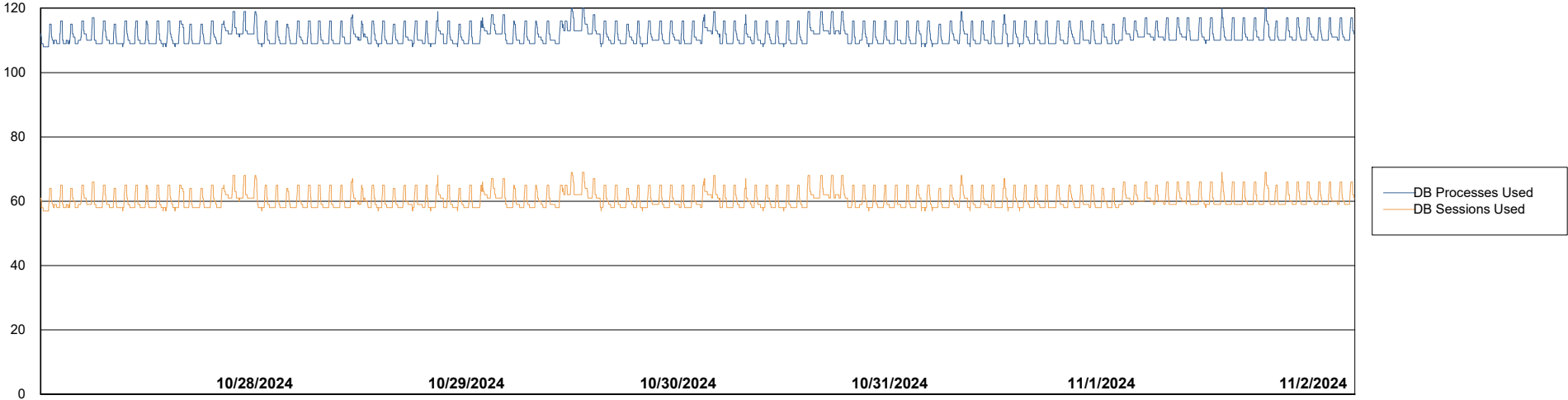
Weekly SLA Customer Report

Customer LLG_Production
Database ID 148



Database Performance LLG_ABSDB02_PROD_HSBABS1

DB Processes Max 4
DB Processes Max 0
DB Processes Max 300

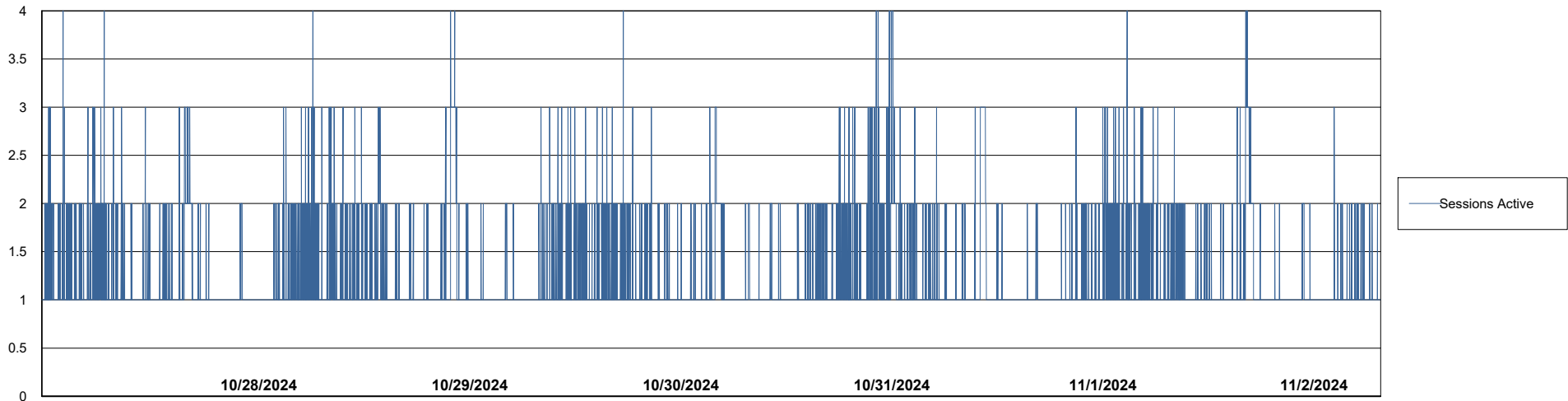
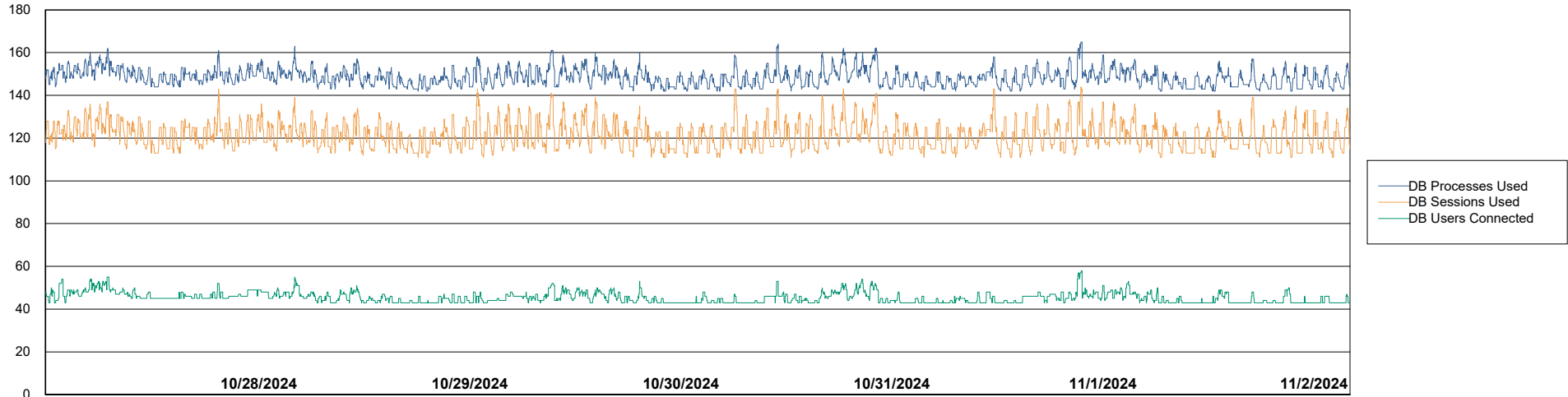


Weekly SLA Customer Report

Customer LLG_Production
Database ID 148



Database Performance LLG_ABSDB1_PROD_ABS1



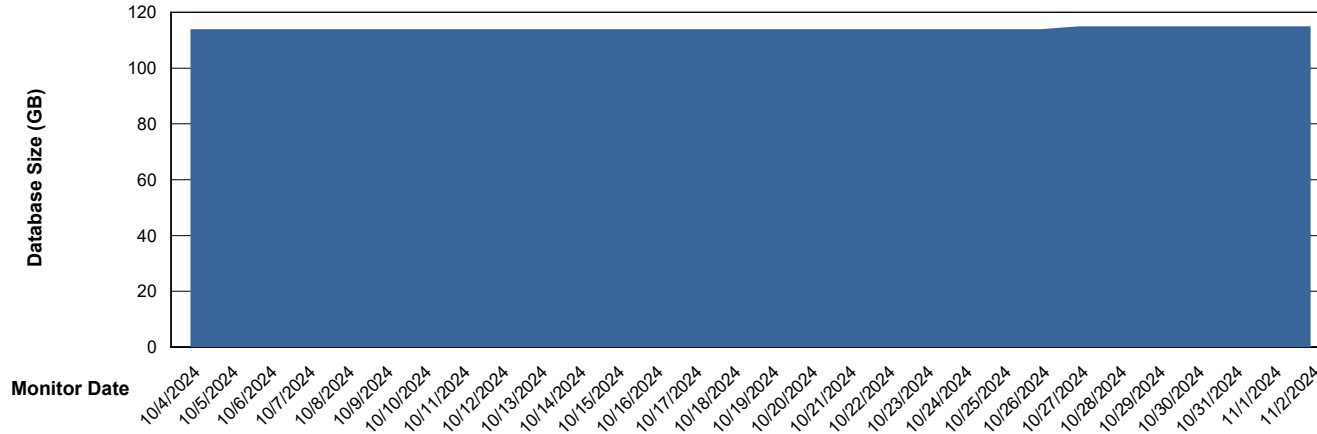
Weekly SLA Customer Report

Customer LLG_Production
Database ID 148



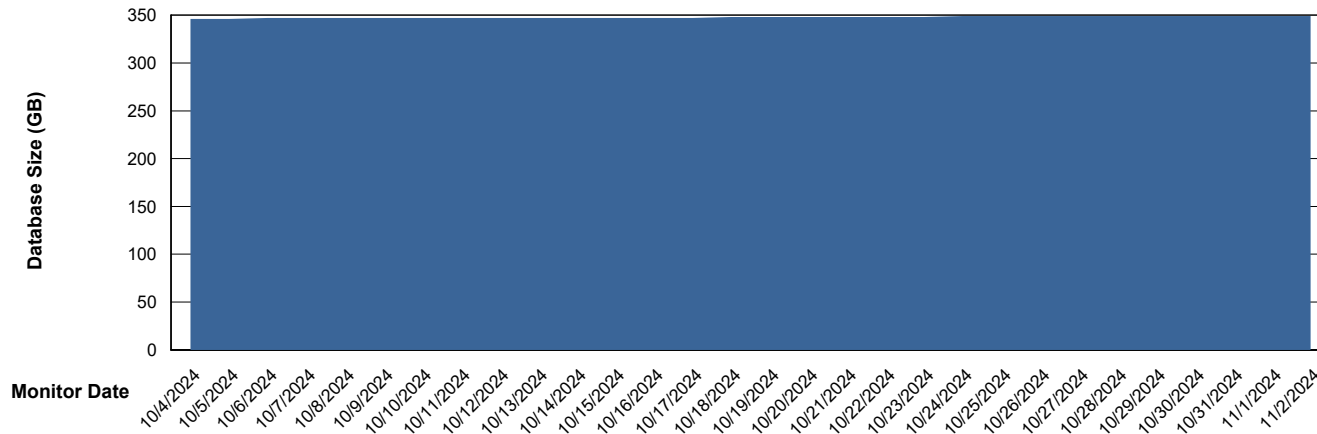
DATABASE SIZE LLG_ABSBI01_BI_PROD_ABS1

Database growth over last month



DATABASE SIZE LLG_ABSDB1_PROD_ABS1

Database growth over last month



Weekly SLA Customer Report

Customer LLG_Production
 Database ID 148



Database Tablespace LLG_ABSBI01_BI_PROD_ABS1

Date	Tablespace Name	Filesize (Gb)	Usedsize (Gb)	Percentage free
11/2/2024	ABSDATA	64	47	26
	INDX	72	60	17
11/1/2024	ABSDATA	64	47	26
	INDX	72	60	17
10/31/2024	ABSDATA	64	47	26
	INDX	72	60	17
10/30/2024	ABSDATA	64	47	26
	INDX	72	60	17
10/29/2024	ABSDATA	64	47	26
	INDX	72	59	17
10/28/2024	ABSDATA	64	47	26
	INDX	72	59	18
10/27/2024	ABSDATA	64	47	26
	INDX	72	59	18

Weekly SLA Customer Report

Customer LLG_Production
 Database ID 148



Database Tablespace LLG_ABSDB1_PROD_ABS1

Date	Tablespace Name	Filesize (Gb)	Usedsize (Gb)	Percentage free
11/2/2024	ABSDATA	178	143	20
	INDX	235	191	19
11/1/2024	ABSDATA	178	143	20
	INDX	235	191	19
10/31/2024	ABSDATA	178	143	20
	INDX	235	191	19
10/30/2024	ABSDATA	178	143	20
	INDX	235	191	19
10/29/2024	ABSDATA	178	143	20
	INDX	235	191	19
10/28/2024	ABSDATA	178	143	20
	INDX	235	191	19
10/27/2024	ABSDATA	178	143	20
	INDX	235	191	19

BI Status and last ETL error for LLG_ABSBI01_BI_PROD_ABS1

	Mon 28/10/2024	Tue 29/10/2024	Wed 30/10/2024	Thu 31/10/2024	Fri 1/11/2024	Sat 2/11/2024
ABS DataWarehouse ETL Health	OK	OK	OK	OK	OK	OK
ABS DWHStaging ETL Health	OK	OK	OK	OK	OK	OK

Weekly SLA Customer Report

Customer LLG_Production
Database ID 148



BI last ETL error for	LLG_ABSBI01_BI_PROD_ABS1
-----------------------	--------------------------

Thu, 31-10-2024	None
Sat, 2-11-2024	None
Tue, 29-10-2024	None
Wed, 30-10-2024	None
Sun, 27-10-2024	None
Tue, 29-10-2024	None
Thu, 31-10-2024	None
Fri, 1-11-2024	None
Mon, 28-10-2024	None
Sat, 2-11-2024	None
Mon, 28-10-2024	None
Fri, 1-11-2024	None
Sun, 27-10-2024	None
Wed, 30-10-2024	None

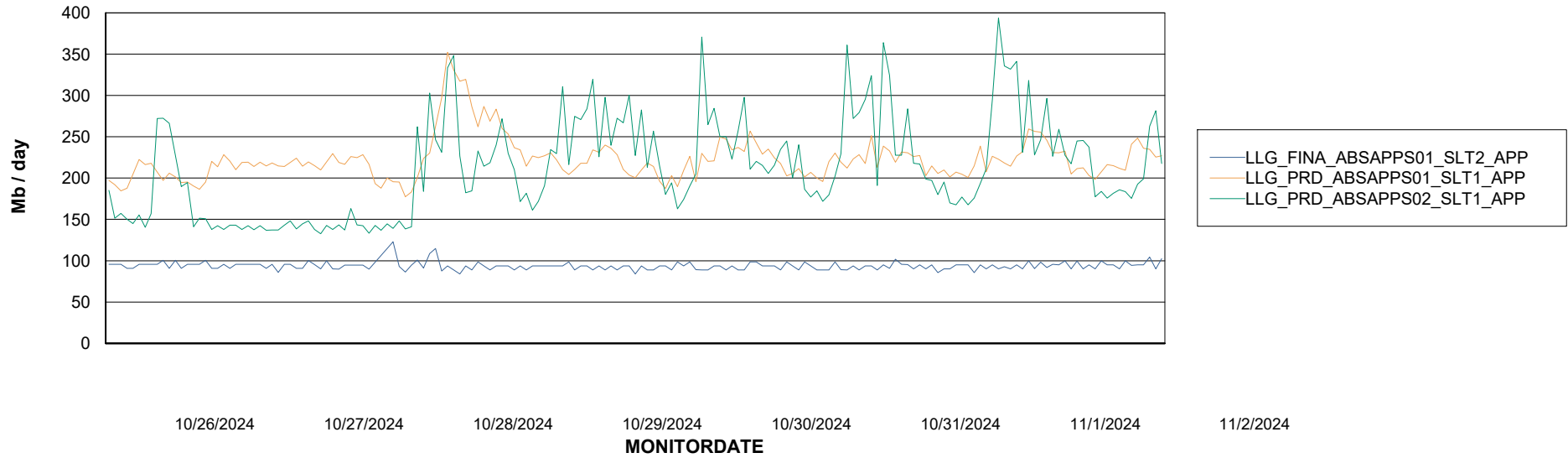
Weekly SLA Customer Report

Customer LLG_Production
Database ID 148

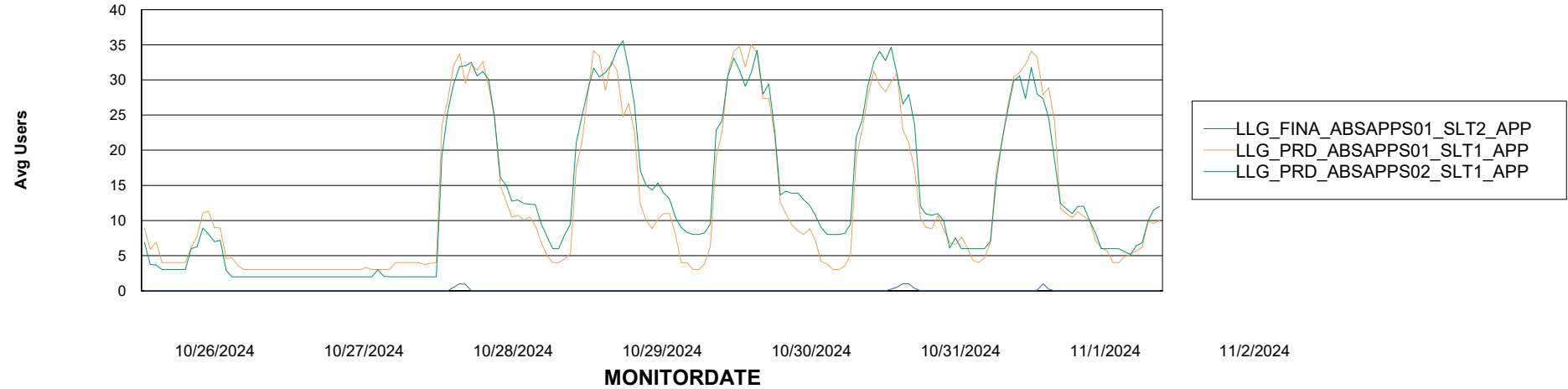


ABSSolute Application Server Services

Avg memory used per ABS Server Service



Avg users per day per ABS server



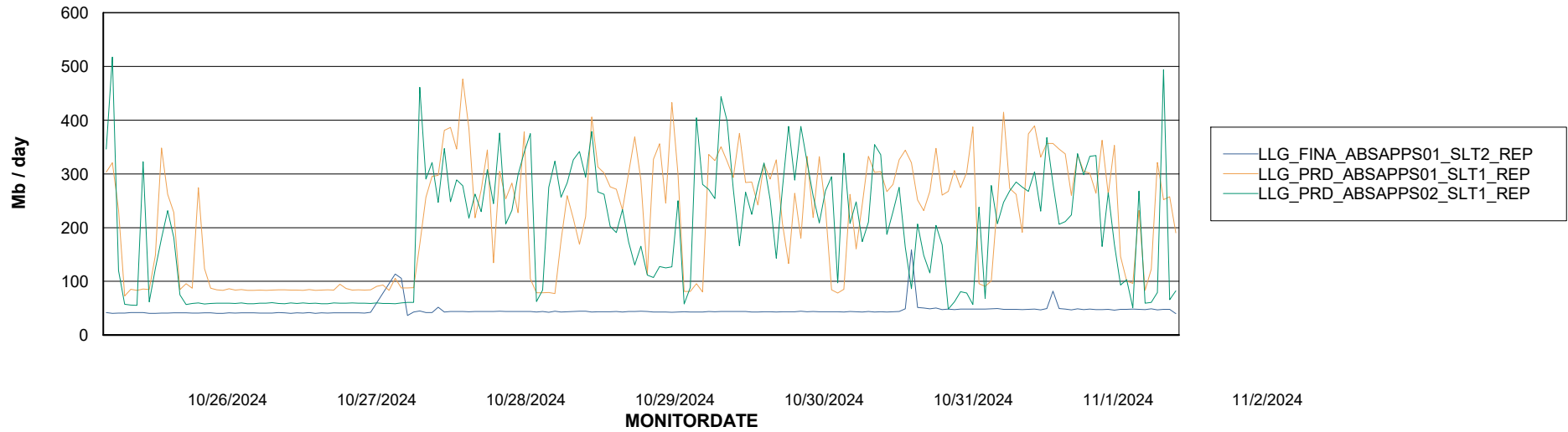
Weekly SLA Customer Report

Customer LLG_Production
Database ID 148



ABSSolute Application ReportServer Services

Avg memory used per ReportServer Service



Disaster per ABS component

