

Weekly SLA Customer Report

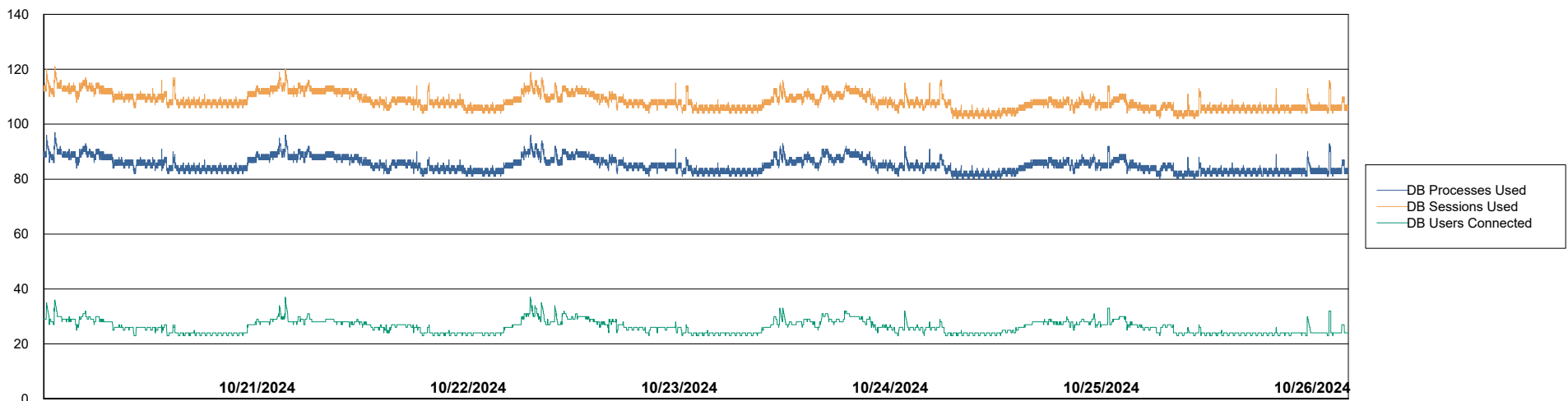
Customer RAS_Production
 Database ID 189



Harddisk Usage RAS_PRD_NEDLIN-ST-APP01

	Free disk space on C: (%)	Total disk space on C: (Gb)	Used disk space on C: (Gb)	Free disk space on D: (%)	Total disk space on D: (Gb)	Used disk space on D: (Gb)	Free disk space on E: (%)	Total disk space on E: (Gb)	Used disk space on E: (Gb)
10/26/2024	33	249	167	23	310	240	77	100	23
10/25/2024	33	249	167	23	310	239	75	100	25
10/24/2024	33	249	166	23	310	239	76	100	24
10/23/2024	34	249	165	23	310	239	75	100	25
10/22/2024	34	249	165	23	310	239	75	100	25
10/21/2024	34	249	164	23	310	239	75	100	25
10/20/2024	34	249	164	23	310	239	73	100	27

Database Performance RAS_PRD_NEDLIN-ST-APP01_ABS1



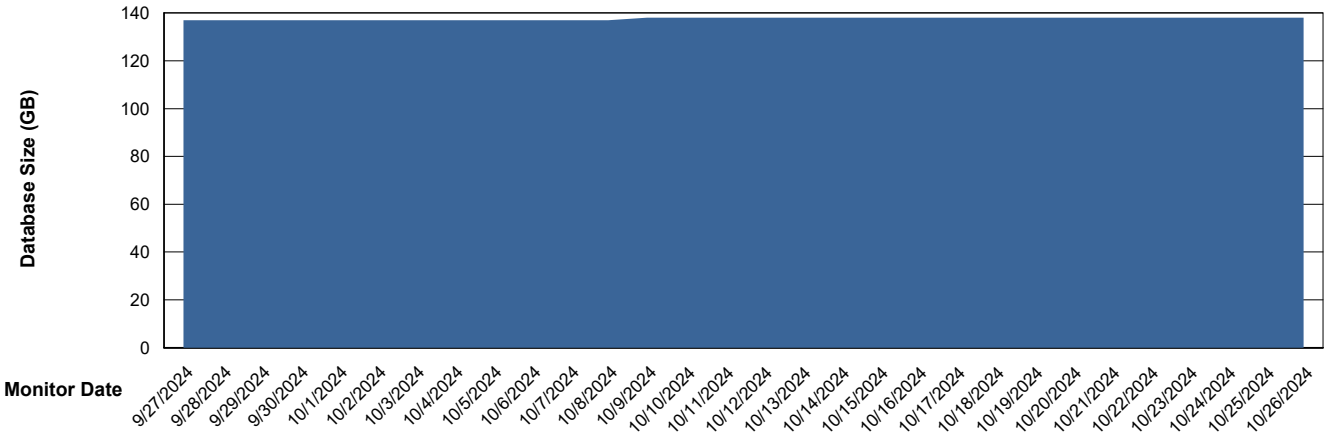
Weekly SLA Customer Report

Customer RAS_Production
 Database ID 189



DATABASE SIZE RAS_PRD_NEDLIN-ST-APP01_ABS1

Database growth over last month



Database Tablespace RAS_PRD_NEDLIN-ST-APP01_ABS1

Date	Tablespace Name	Filesize (Gb)	Usedsize (Gb)	Percentage free
10/26/2024	ABSDATA	60	36	39
	INDX	128	92	28
10/25/2024	ABSDATA	60	36	39
	INDX	128	92	28
10/24/2024	ABSDATA	60	36	39
	INDX	128	92	28
10/23/2024	ABSDATA	60	36	39
	INDX	128	92	28
10/22/2024	ABSDATA	60	36	39
	INDX	128	92	28
10/21/2024	ABSDATA	60	36	39
	INDX	128	92	28
10/20/2024	ABSDATA	60	36	39
	INDX	128	92	28

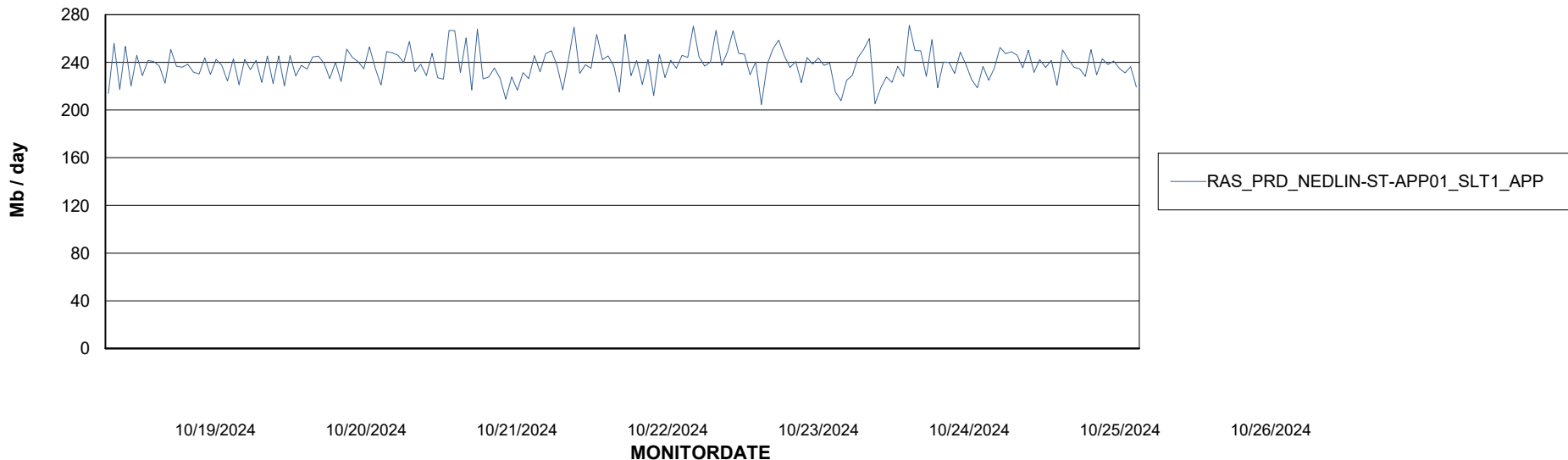
Weekly SLA Customer Report

Customer RAS_Production
Database ID 189

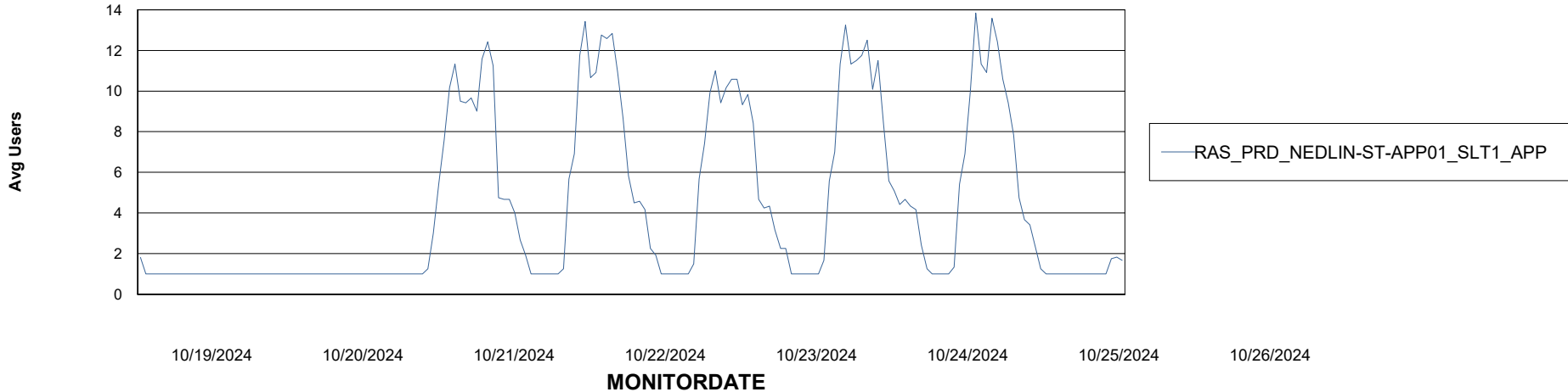


ABSSolute Application Server Services

Avg memory used per ABS Server Service



Avg users per day per ABS server



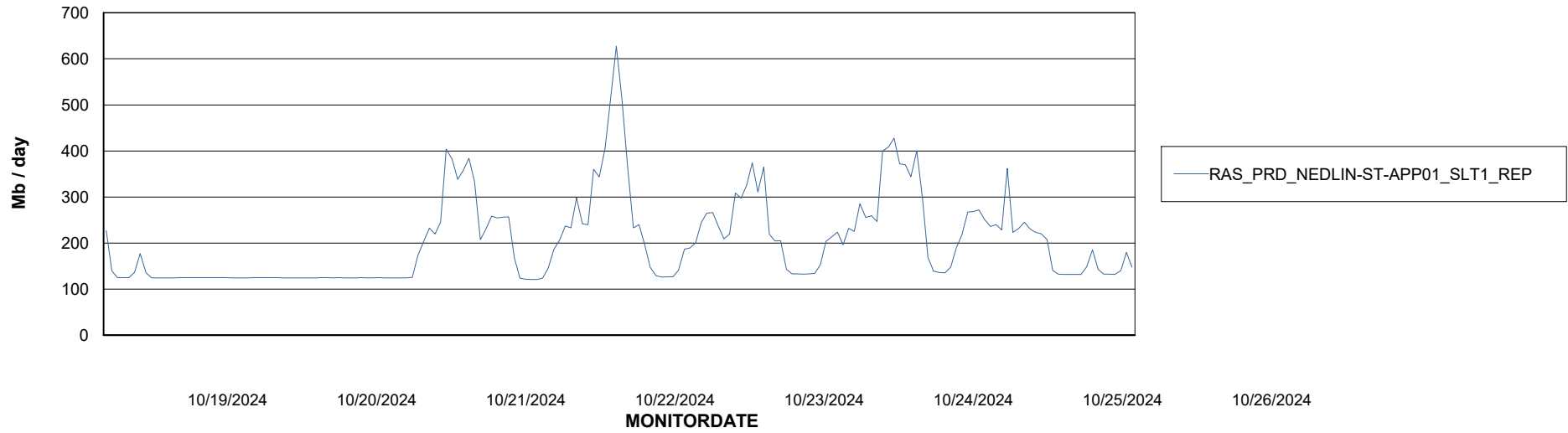
Weekly SLA Customer Report

Customer RAS_Production
Database ID 189



ABSSolute Application ReportServer Services

Avg memory used per ReportServer Service



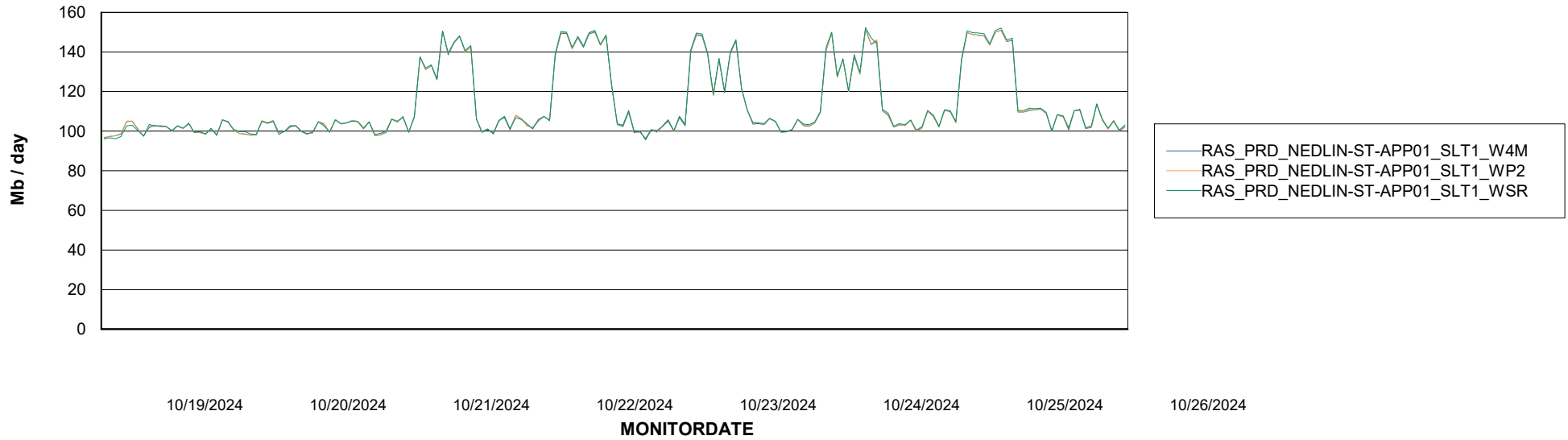
Weekly SLA Customer Report

Customer RAS_Production
Database ID 189



ABSSolute Web Component Services

Avg memory used per ABS Web component



Weekly SLA Customer Report

Customer RAS_Production
Database ID 189



Disaster per ABS component

