

# Weekly SLA Customer Report

Customer NOA\_Production (24/7)  
 Database ID 116



Harddisk Usage NOA\_PRD\_NOVOBI

	Free disk space on C: (%)	Total disk space on C: (Gb)	Used disk space on C: (Gb)	Free disk space on D: (%)	Total disk space on D: (Gb)	Used disk space on D: (Gb)	Free disk space on E: (%)	Total disk space on E: (Gb)	Used disk space on E: (Gb)	Free disk space on H: (%)
10/26/2024	26	97	72	53	500	235	65	300	106	53
10/25/2024	26	97	72	53	500	235	65	300	106	53
10/24/2024	24	97	74	53	500	235	65	300	106	53
10/23/2024	25	97	73	53	500	235	65	300	106	53
10/22/2024	26	97	72	53	500	235	65	300	106	53
10/21/2024	26	97	72	53	500	235	65	300	106	53
10/20/2024	27	97	71	53	500	235	65	300	106	53

Harddisk Usage NOA\_PRD\_NovoABS01

	Free disk space on C: (%)	Total disk space on C: (Gb)	Used disk space on C: (Gb)	Free disk space on F: (%)	Total disk space on F: (Gb)	Used disk space on F: (Gb)	Free disk space on G: (%)	Total disk space on G: (Gb)	Used disk space on G: (Gb)
10/26/2024	46	100	53	16	900	758	88	400	46
10/25/2024	46	100	53	16	900	760	88	400	47
10/24/2024	46	100	53	21	900	709	88	400	49
10/23/2024	46	100	53	21	900	709	88	400	50
10/22/2024	47	100	53	21	900	709	88	400	49
10/21/2024	47	100	53	21	900	708	88	400	48
10/20/2024	47	100	53	21	900	708	88	400	49

# Weekly SLA Customer Report

Customer NOA\_Production (24/7)  
 Database ID 116



Harddisk Usage NOA\_PRD\_NovoABS03

	Free disk space on C: (%)	Total disk space on C: (Gb)	Used disk space on C: (Gb)	Free disk space on F: (%)	Total disk space on F: (Gb)	Used disk space on F: (Gb)	Free disk space on G: (%)	Total disk space on G: (Gb)	Used disk space on G: (Gb)
10/26/2024	62	279	105	34	838	556	92	559	46
10/25/2024	62	279	105	34	838	556	92	559	47
10/24/2024	62	279	105	34	838	556	91	559	49
10/23/2024	62	279	105	34	838	556	91	559	50
10/22/2024	62	279	105	34	838	556	91	559	49
10/21/2024	62	279	105	34	838	556	91	559	48
10/20/2024	62	279	105	34	838	556	91	559	49

Harddisk Usage NOA\_PRD\_NovoApps01

	Free disk space on C: (%)	Total disk space on C: (Gb)	Used disk space on C: (Gb)
10/26/2024	58	100	41
10/25/2024	58	100	41
10/24/2024	58	100	42
10/23/2024	58	100	41
10/22/2024	58	100	41
10/21/2024	59	100	41
10/20/2024	59	100	41

# Weekly SLA Customer Report

Customer NOA\_Production (24/7)  
 Database ID 116



Harddisk Usage NOA\_PRD\_NovoApps02

	Free disk space on C: (%)	Total disk space on C: (Gb)	Used disk space on C: (Gb)
10/26/2024	63	100	36
10/25/2024	63	100	36
10/24/2024	63	100	36
10/23/2024	63	100	36
10/22/2024	63	100	36
10/21/2024	63	100	36
10/20/2024	64	100	36

Harddisk Usage NOA\_PRD\_NovoLink

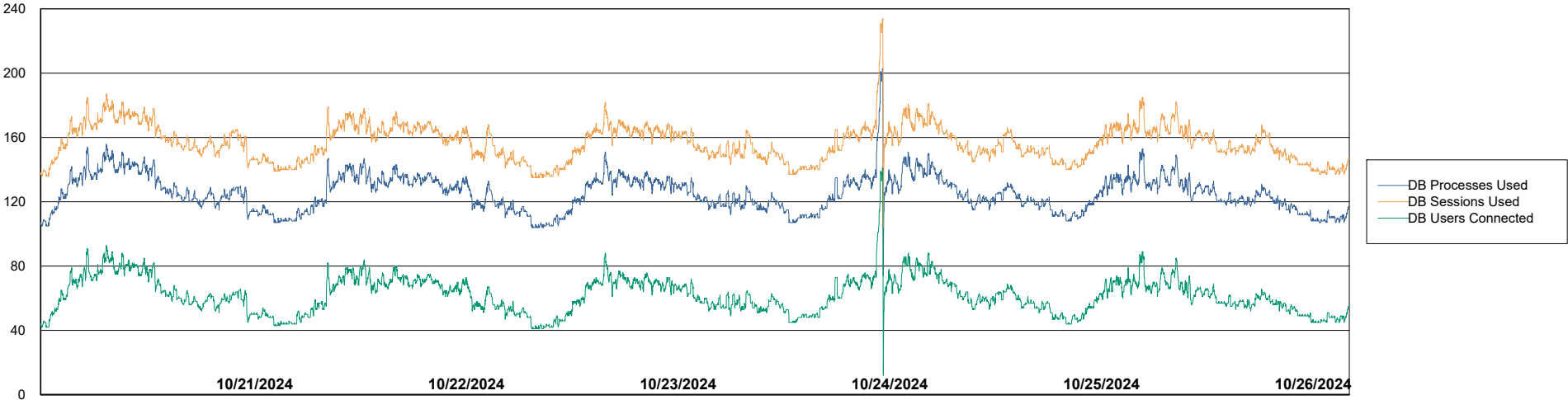
	Free disk space on C: (%)	Total disk space on C: (Gb)	Used disk space on C: (Gb)
10/26/2024	60	100	39
10/25/2024	60	100	39
10/24/2024	60	100	39
10/23/2024	60	100	39
10/22/2024	61	100	39
10/21/2024	61	100	39
10/20/2024	61	100	39

# Weekly SLA Customer Report

Customer NOA\_Production (24/7)  
Database ID 116



Database Performance NOA\_PRD\_NovoABS01\_ABS1



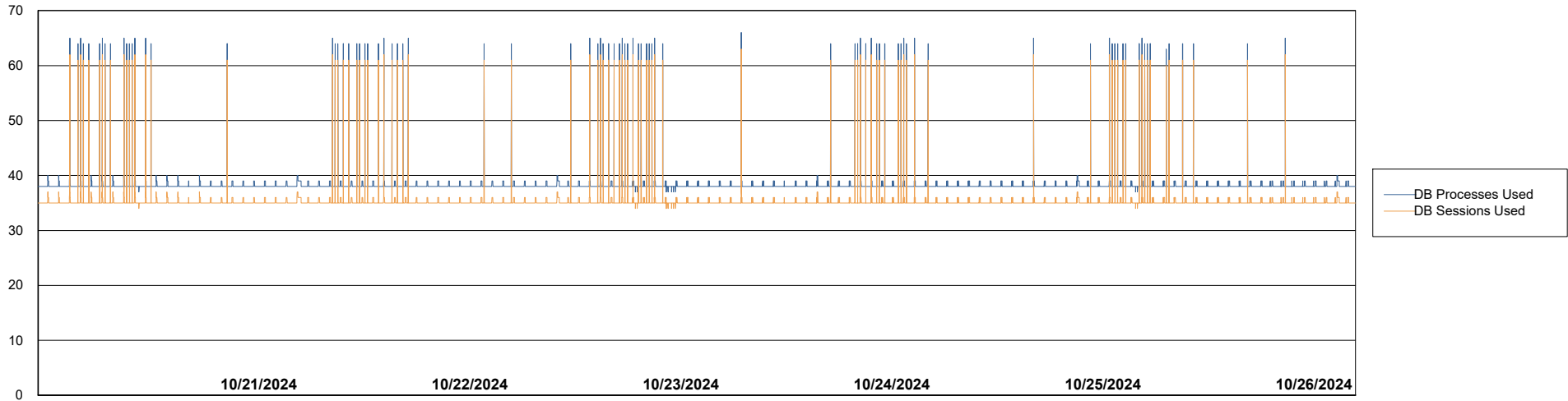
# Weekly SLA Customer Report

Customer NOA\_Production (24/7)  
Database ID 116



Database Performance NOA\_PRD\_NovoABS03\_HSBABS1

DB Processes Max 300

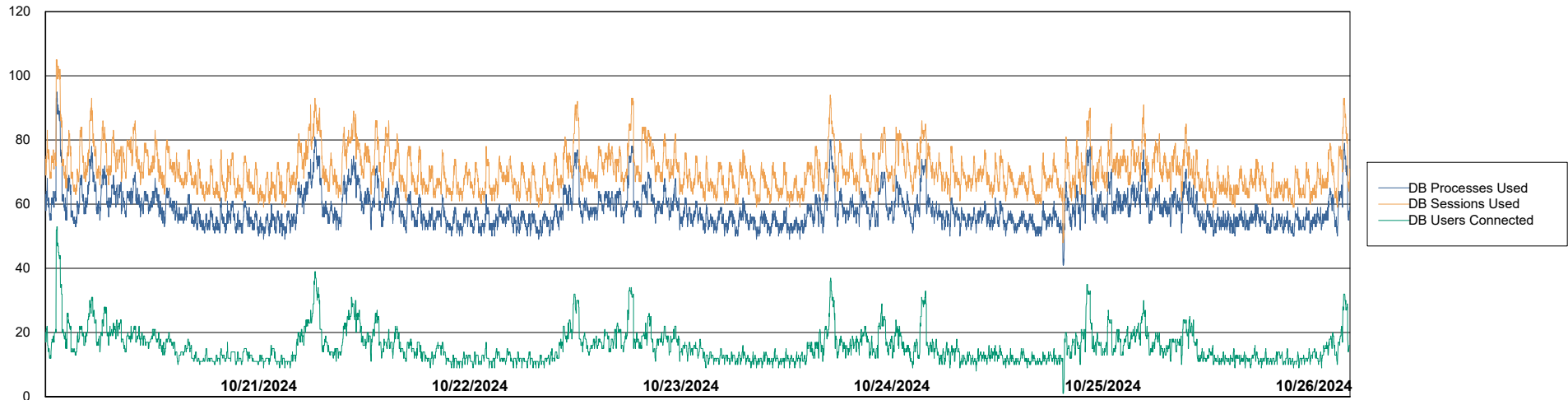


# Weekly SLA Customer Report

Customer NOA\_Production (24/7)  
Database ID 116



Database Performance NOA\_PRD\_NOVOBI\_ABS1



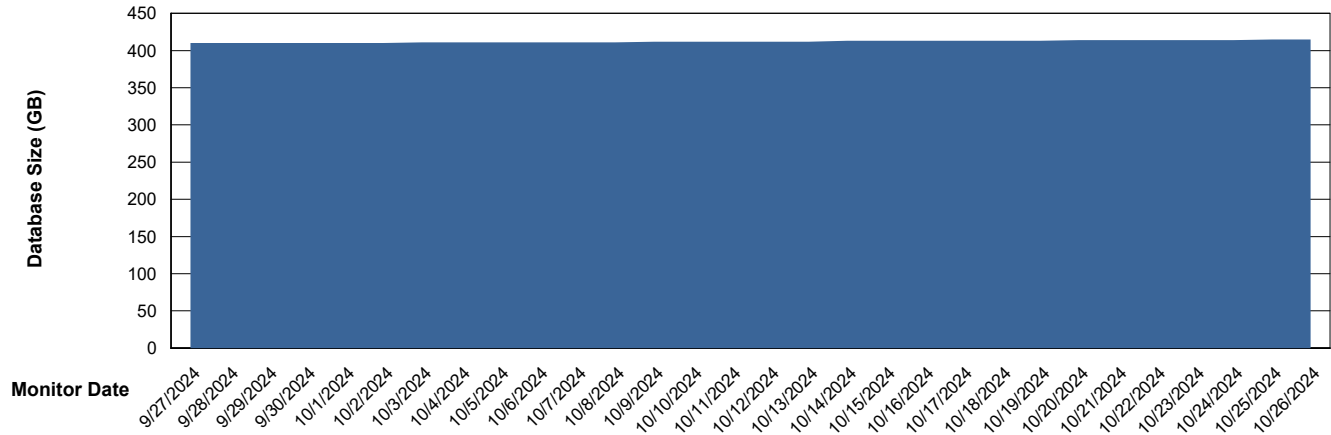
# Weekly SLA Customer Report

Customer NOA\_Production (24/7)  
Database ID 116



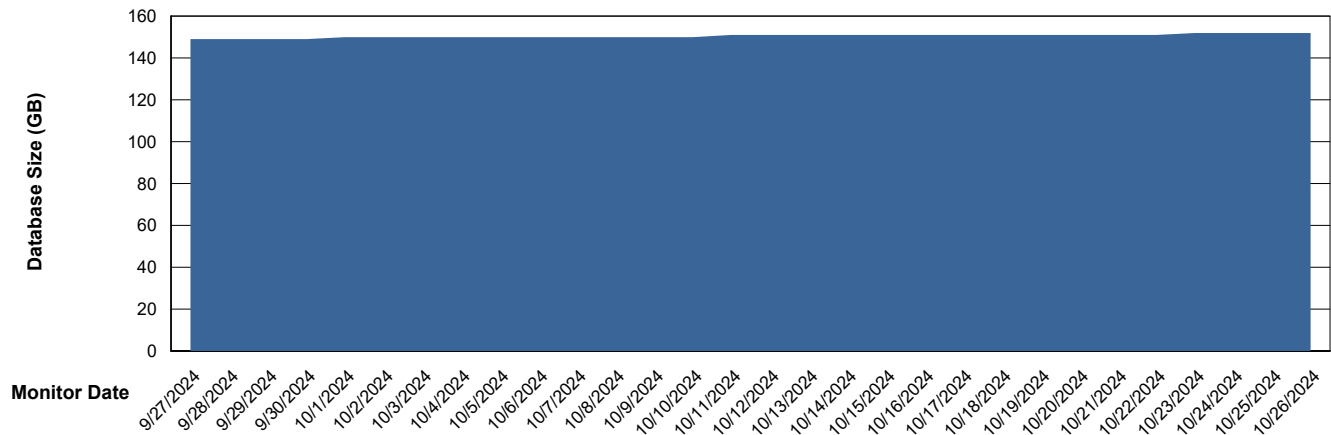
DATABASE SIZE NOA\_PRD\_NovoABS01\_ABS1

### Database growth over last month



DATABASE SIZE NOA\_PRD\_NOVOBI\_ABS1

### Database growth over last month



# Weekly SLA Customer Report

Customer NOA\_Production (24/7)  
 Database ID 116



Database Tablespace NOA\_PRD\_NovoABS01\_ABS1

Date	Tablespace Name	Filesize (Gb)	Usedsize (Gb)	Percentage free
10/26/2024	ABSDATA	183	149	18
	INDX	304	252	17
10/25/2024	ABSDATA	183	149	18
	INDX	304	252	17
10/24/2024	ABSDATA	183	149	18
	INDX	304	252	17
10/23/2024	ABSDATA	183	149	18
	INDX	304	252	17
10/22/2024	ABSDATA	183	149	19
	INDX	304	252	17
10/21/2024	ABSDATA	183	149	19
	INDX	304	252	17
10/20/2024	ABSDATA	183	149	19
	INDX	304	252	17

# Weekly SLA Customer Report

Customer NOA\_Production (24/7)  
 Database ID 116



Database Tablespace NOA\_PRD\_NOVOBI\_ABS1

Date	Tablespace Name	Filesize (Gb)	Usedsize (Gb)	Percentage free
10/26/2024	ABSDATA	76	63	18
	INDX	103	85	17
10/25/2024	ABSDATA	76	62	18
	INDX	103	85	17
10/24/2024	ABSDATA	76	62	18
	INDX	103	85	18
10/23/2024	ABSDATA	76	62	18
	INDX	103	85	18
10/22/2024	ABSDATA	76	62	18
	INDX	103	85	18
10/21/2024	ABSDATA	76	62	18
	INDX	103	85	18
10/20/2024	ABSDATA	76	62	18
	INDX	103	85	18

BI Status and last ETL error for NOA\_PRD\_NOVOBI\_ABS1

	Mon 21/10/2024	Tue 22/10/2024	Wed 23/10/2024	Thu 24/10/2024	Fri 25/10/2024	Sat 26/10/2024
<b>ABS DataWarehouse ETL Health</b>	OK	OK	OK	OK	OK	OK
<b>ABS DWHStaging ETL Health</b>	OK	OK	OK	OK	OK	OK

# Weekly SLA Customer Report

Customer NOA\_Production (24/7)  
Database ID 116



BI last ETL error for	NOA_PRD_NOVOBI_ABS1
-----------------------	---------------------

Sat, 26-10-2024	None
Thu, 24-10-2024	None
Fri, 25-10-2024	None
Mon, 21-10-2024	None
Thu, 24-10-2024	None
Sun, 20-10-2024	None
Tue, 22-10-2024	None
Wed, 23-10-2024	None
Sun, 20-10-2024	None
Tue, 22-10-2024	None
Wed, 23-10-2024	None
Sat, 26-10-2024	None
Mon, 21-10-2024	None
Fri, 25-10-2024	None

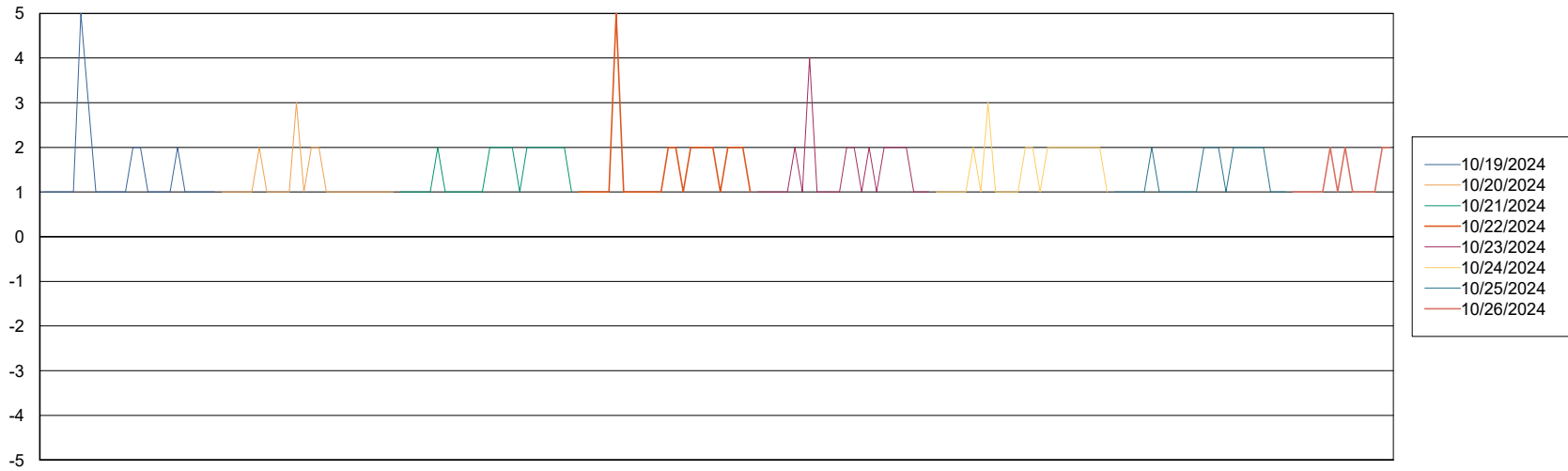
# Weekly SLA Customer Report

Customer NOA\_Production (24/7)  
Database ID 116



Standby Database Health NOA\_Production (24/7)

### Recovery lag for last 7 days



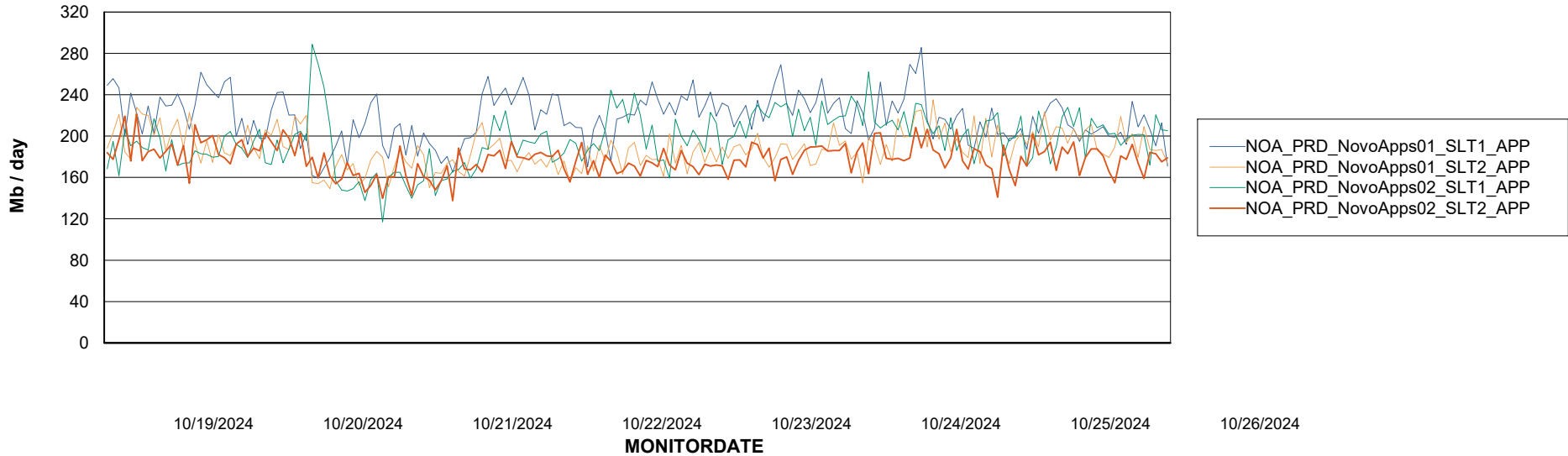
# Weekly SLA Customer Report

Customer NOA\_Production (24/7)  
Database ID 116

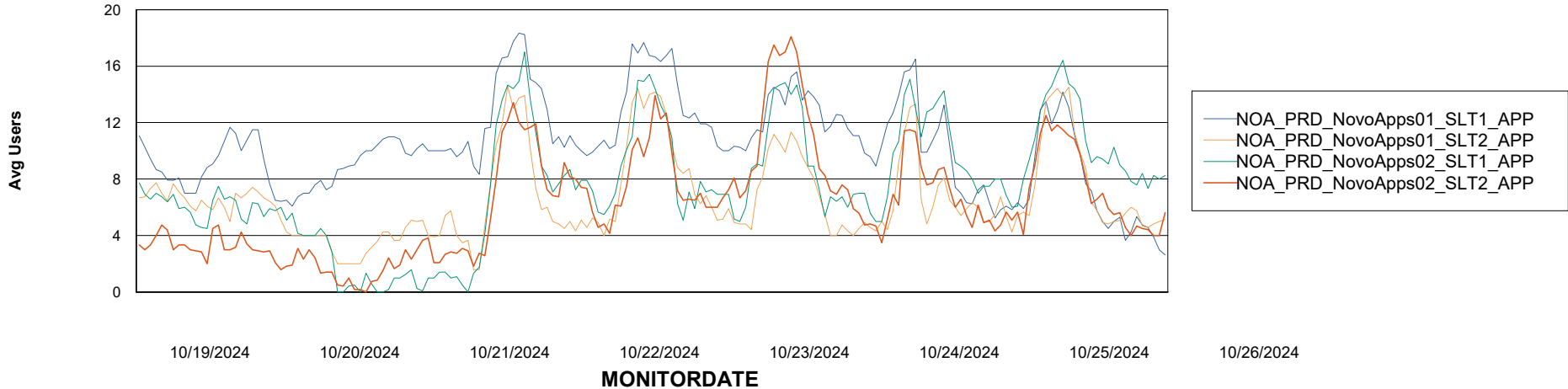


## ABSSolute Application Server Services

### Avg memory used per ABS Server Service



### Avg users per day per ABS server



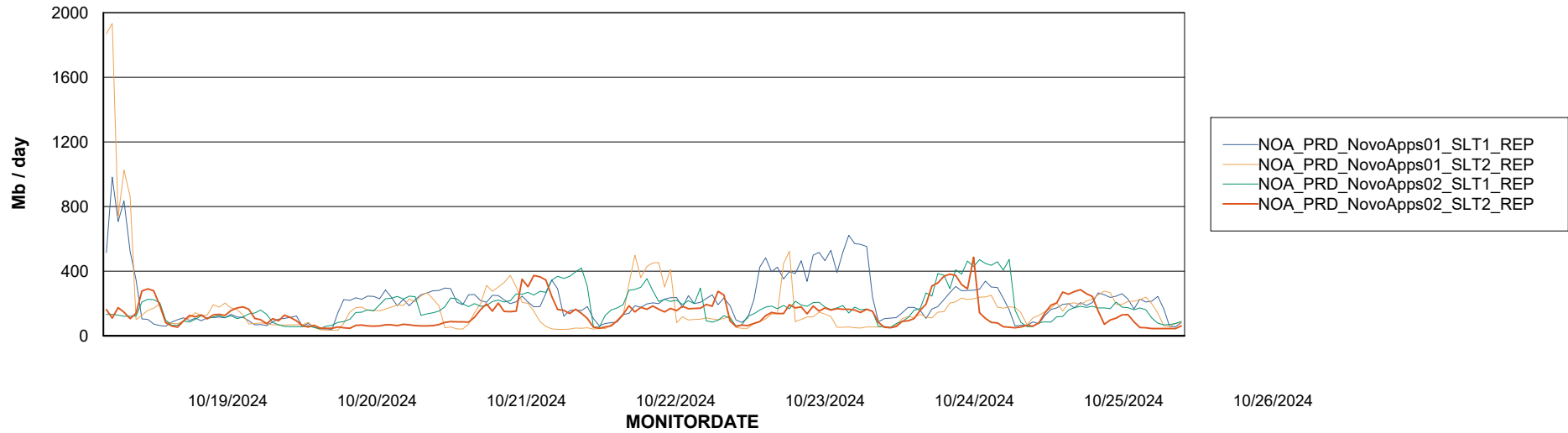
# Weekly SLA Customer Report

Customer NOA\_Production (24/7)  
Database ID 116



## ABSSolute Application ReportServer Services

### Avg memory used per ReportServer Service



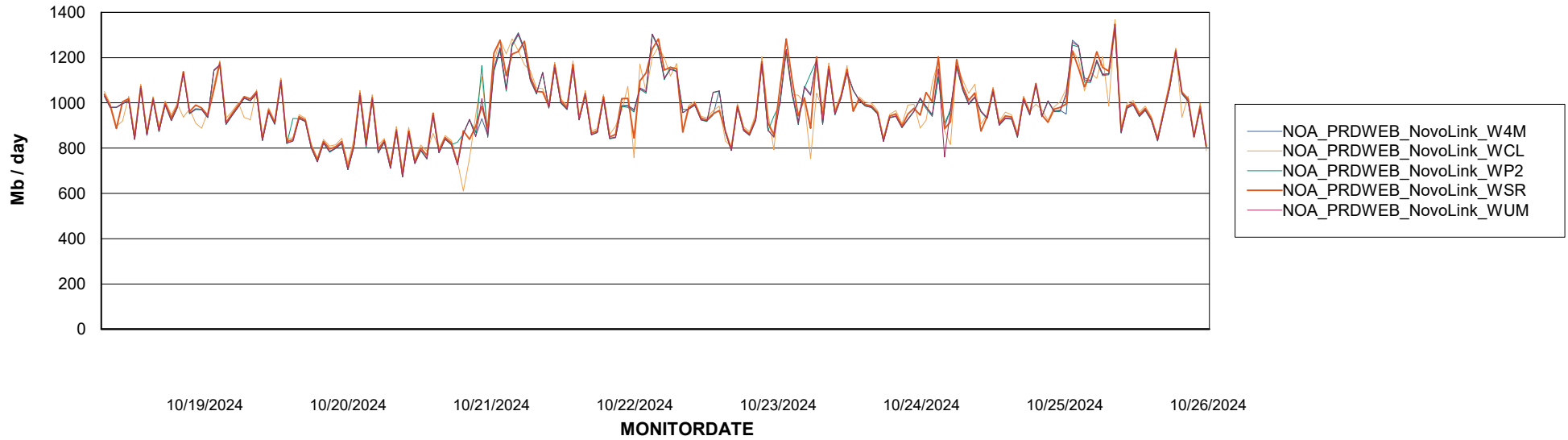
# Weekly SLA Customer Report

Customer NOA\_Production (24/7)  
Database ID 116



## ABSolute Web Component Services

### Avg memory used per ABS Web component



# Weekly SLA Customer Report

Customer NOA\_Production (24/7)  
Database ID 116



## Disaster per ABS component

