

Weekly SLA Customer Report

Customer LLG_Production
 Database ID 148



Harddisk Usage LLG_ABSAPPS01

	Free disk space on C: (%)	Total disk space on C: (Gb)	Used disk space on C: (Gb)	Free disk space on D: (%)	Total disk space on D: (Gb)	Used disk space on D: (Gb)
10/19/2024	88	500	61	98	393	8
10/18/2024	88	500	61	98	393	8
10/17/2024	88	500	61	98	393	8
10/16/2024	88	500	61	98	393	8
10/15/2024	88	500	60	98	393	8
10/14/2024	88	500	61	98	393	8
10/13/2024	88	500	61	98	393	8

Harddisk Usage LLG_ABSApps02

	Free disk space on C: (%)	Total disk space on C: (Gb)	Used disk space on C: (Gb)	Free disk space on D: (%)	Total disk space on D: (Gb)	Used disk space on D: (Gb)
10/19/2024	91	500	45	96	393	15
10/18/2024	91	500	45	96	393	15
10/17/2024	91	500	45	96	393	15
10/16/2024	91	500	45	96	393	15
10/15/2024	91	500	45	96	393	15
10/14/2024	91	500	45	96	393	15
10/13/2024	91	500	45	96	393	15

Weekly SLA Customer Report

Customer LLG_Production
 Database ID 148



Harddisk Usage LLG_ABSBI01

	Free disk space on C: (%)	Total disk space on C: (Gb)	Used disk space on C: (Gb)	Free disk space on D: (%)	Total disk space on D: (Gb)	Used disk space on D: (Gb)
10/19/2024	83	446	75	91	2,681	251
10/18/2024	83	446	75	91	2,681	251
10/17/2024	83	446	75	91	2,681	251
10/16/2024	83	446	74	91	2,681	251
10/15/2024	83	446	74	91	2,681	251
10/14/2024	83	446	74	91	2,681	251
10/13/2024	83	446	74	91	2,681	250

Harddisk Usage LLG_ABSDB01

	Free disk space on C: (%)	Total disk space on C: (Gb)	Used disk space on C: (Gb)	Free disk space on D: (%)	Total disk space on D: (Gb)	Used disk space on D: (Gb)	Free disk space on E: (%)	Total disk space on E: (Gb)	Used disk space on E: (Gb)
10/19/2024	88	446	53	71	1,605	464	69	1,077	338
10/18/2024	88	446	53	71	1,605	464	69	1,077	337
10/17/2024	88	446	53	71	1,605	464	69	1,077	337
10/16/2024	88	446	53	71	1,605	464	69	1,077	337
10/15/2024	88	446	53	71	1,605	464	69	1,077	337
10/14/2024	88	446	53	71	1,605	464	69	1,077	337
10/13/2024	88	446	53	71	1,605	464	67	1,077	357

Weekly SLA Customer Report

Customer LLG_Production
Database ID 148



Harddisk Usage LLG_ABSDB02

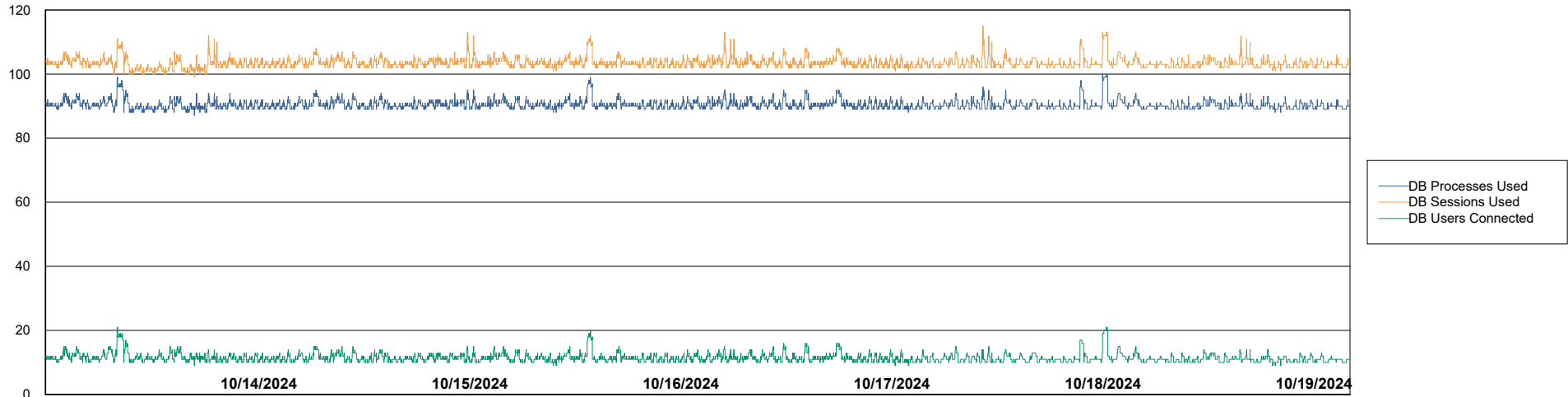
	Free disk space on C: (%)	Total disk space on C: (Gb)	Used disk space on C: (Gb)	Free disk space on D: (%)	Total disk space on D: (Gb)	Used disk space on D: (Gb)	Free disk space on E: (%)	Total disk space on E: (Gb)	Used disk space on E: (Gb)
10/19/2024	53	446	211	63	1,605	595	99	1,077	8
10/18/2024	53	446	211	63	1,605	595	99	1,077	7
10/17/2024	53	446	211	63	1,605	595	95	1,077	54
10/16/2024	53	446	211	63	1,605	595	84	1,077	177
10/15/2024	53	446	211	63	1,605	595	84	1,077	175
10/14/2024	54	446	207	63	1,605	595	84	1,077	174
10/13/2024	55	446	199	63	1,605	595	97	1,077	29

Weekly SLA Customer Report

Customer LLG_Production
Database ID 148



Database Performance LLG_ABSBI01_BI_PROD_ABS1



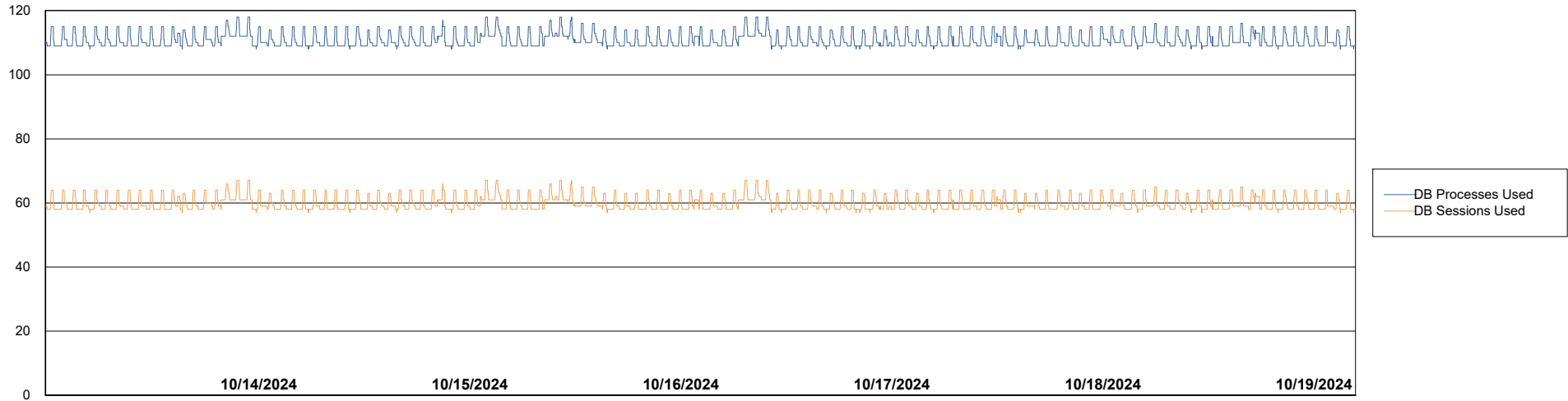
Weekly SLA Customer Report

Customer LLG_Production
Database ID 148



Database Performance LLG_ABSD02_PROD_HSBABS1

DB Processes Max 0
DB Processes Max 300
DB Processes Max 4

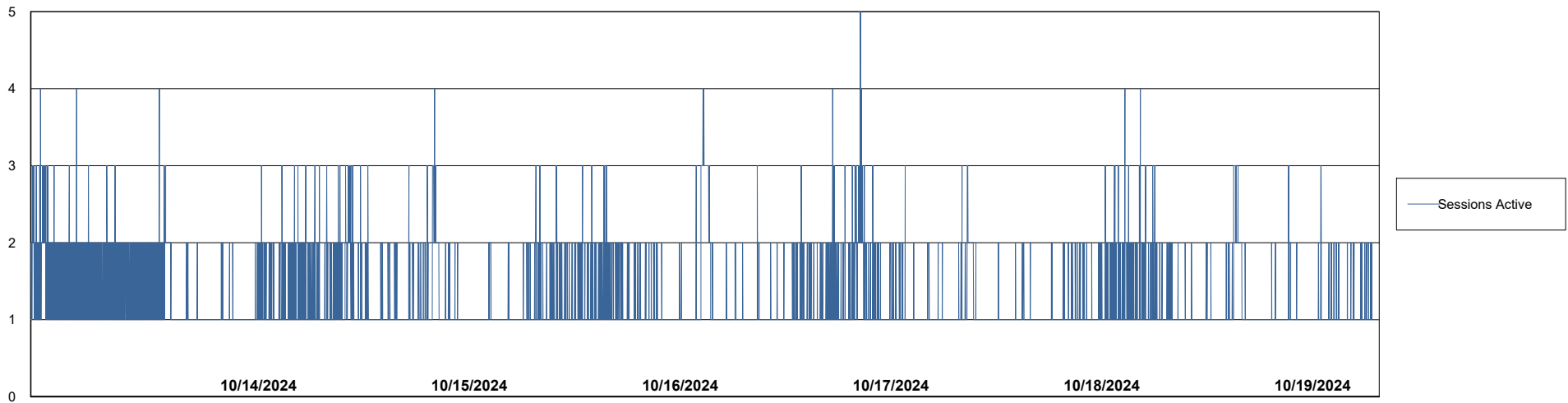
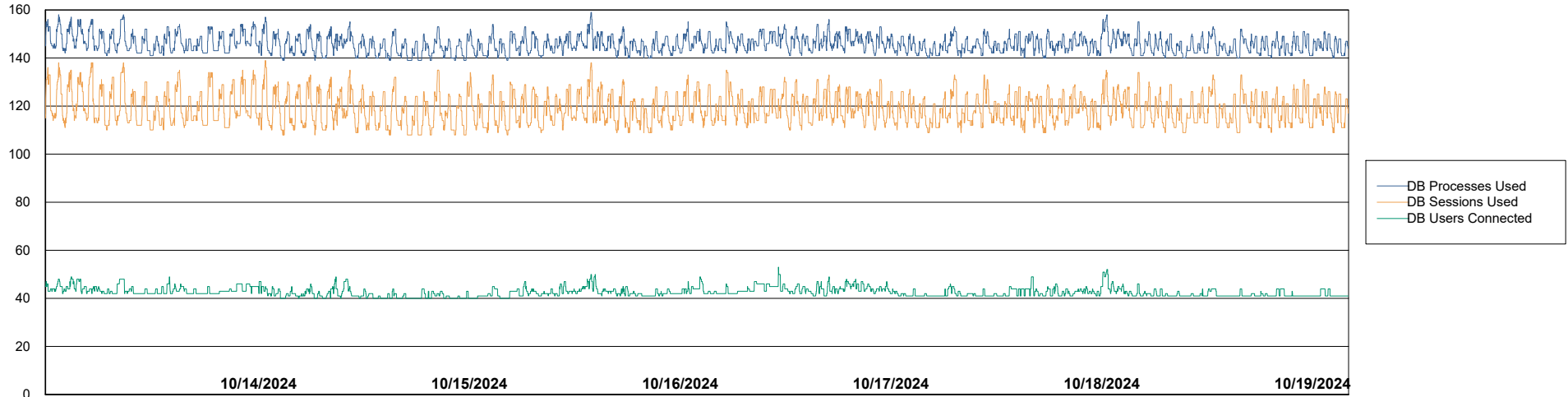


Weekly SLA Customer Report

Customer LLG_Production
Database ID 148



Database Performance LLG_ABSDB1_PROD_ABS1



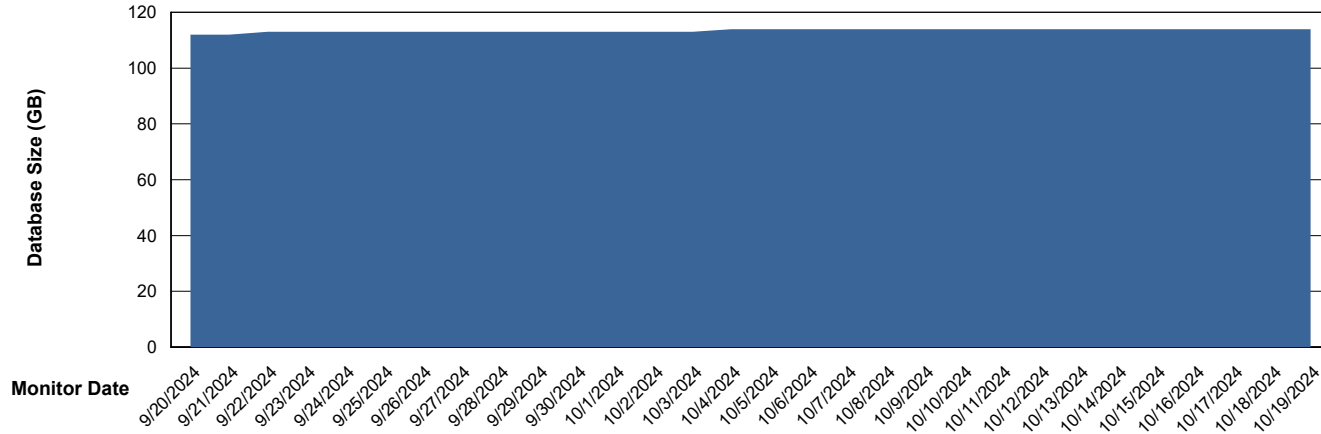
Weekly SLA Customer Report

Customer LLG_Production
Database ID 148



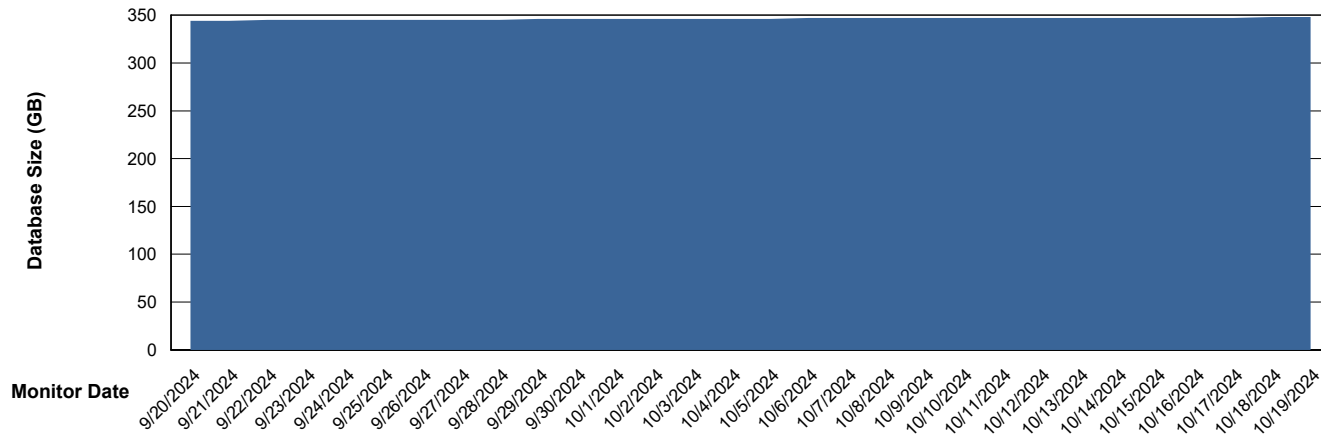
DATABASE SIZE LLG_ABSBI01_BI_PROD_ABS1

Database growth over last month



DATABASE SIZE LLG_ABSDB1_PROD_ABS1

Database growth over last month



Weekly SLA Customer Report

Customer LLG_Production
 Database ID 148



Database Tablespace LLG_ABSBI01_BI_PROD_ABS1

Date	Tablespace Name	Filesize (Gb)	Usedsize (Gb)	Percentage free
10/19/2024	ABSDATA	64	47	27
	INDX	72	59	18
10/18/2024	ABSDATA	64	47	27
	INDX	72	59	18
10/17/2024	ABSDATA	64	47	27
	INDX	72	59	18
10/16/2024	ABSDATA	64	47	27
	INDX	72	59	18
10/15/2024	ABSDATA	64	47	27
	INDX	72	59	18
10/14/2024	ABSDATA	64	47	27
	INDX	72	59	18
10/13/2024	ABSDATA	64	47	27
	INDX	72	59	18

Weekly SLA Customer Report

Customer LLG_Production
 Database ID 148



Database Tablespace LLG_ABSDB1_PROD_ABS1

Date	Tablespace Name	Filesize (Gb)	Usedsize (Gb)	Percentage free
10/19/2024	ABSDATA	178	142	20
	INDX	235	190	19
10/18/2024	ABSDATA	178	142	20
	INDX	235	190	19
10/17/2024	ABSDATA	178	142	20
	INDX	235	190	19
10/16/2024	ABSDATA	178	142	20
	INDX	235	190	19
10/15/2024	ABSDATA	178	142	20
	INDX	235	190	19
10/14/2024	ABSDATA	178	142	20
	INDX	235	190	19
10/13/2024	ABSDATA	178	142	20
	INDX	235	190	19

BI Status and last ETL error for LLG_ABSBI01_BI_PROD_ABS1

	Mon 14/10/2024	Tue 15/10/2024	Wed 16/10/2024	Thu 17/10/2024	Fri 18/10/2024	Sat 19/10/2024
ABS DataWarehouse ETL Health	OK	OK	OK	OK	OK	OK
ABS DWHStaging ETL Health	OK	OK	OK	OK	OK	OK

Weekly SLA Customer Report

Customer LLG_Production
Database ID 148



BI last ETL error for	LLG_ABSBI01_BI_PROD_ABS1
-----------------------	--------------------------

Thu, 17-10-2024	None
Sat, 19-10-2024	None
Fri, 18-10-2024	None
Sun, 13-10-2024	None
Tue, 15-10-2024	None
Tue, 15-10-2024	None
Sun, 13-10-2024	None
Mon, 14-10-2024	None
Wed, 16-10-2024	None
Sat, 19-10-2024	None
Wed, 16-10-2024	None
Mon, 14-10-2024	None
Fri, 18-10-2024	None
Thu, 17-10-2024	None

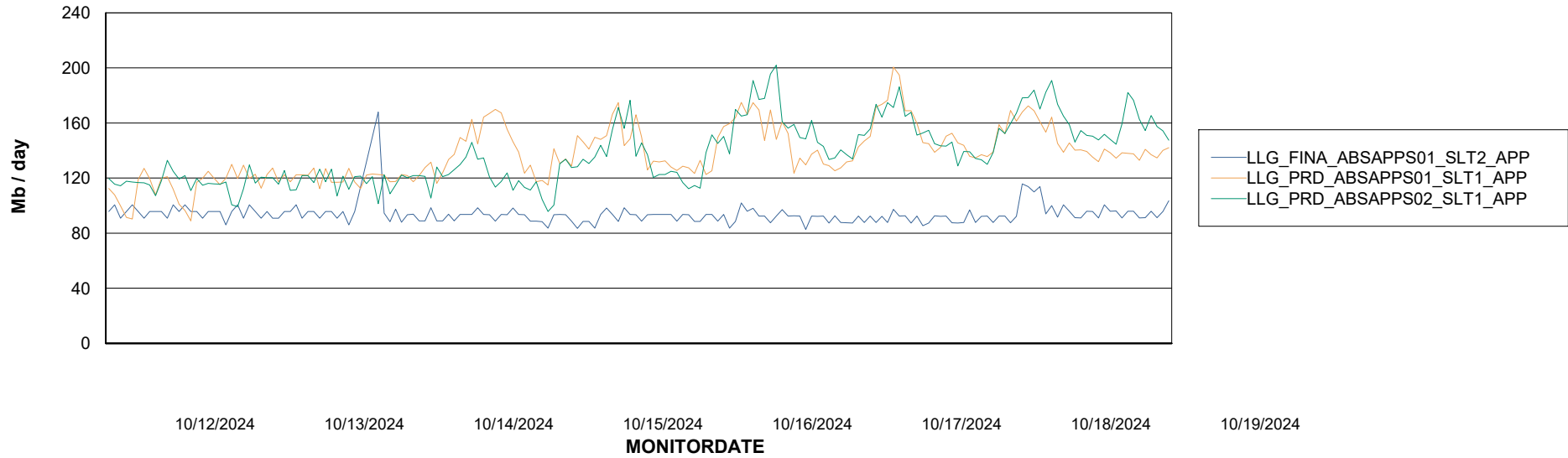
Weekly SLA Customer Report

Customer LLG_Production
Database ID 148

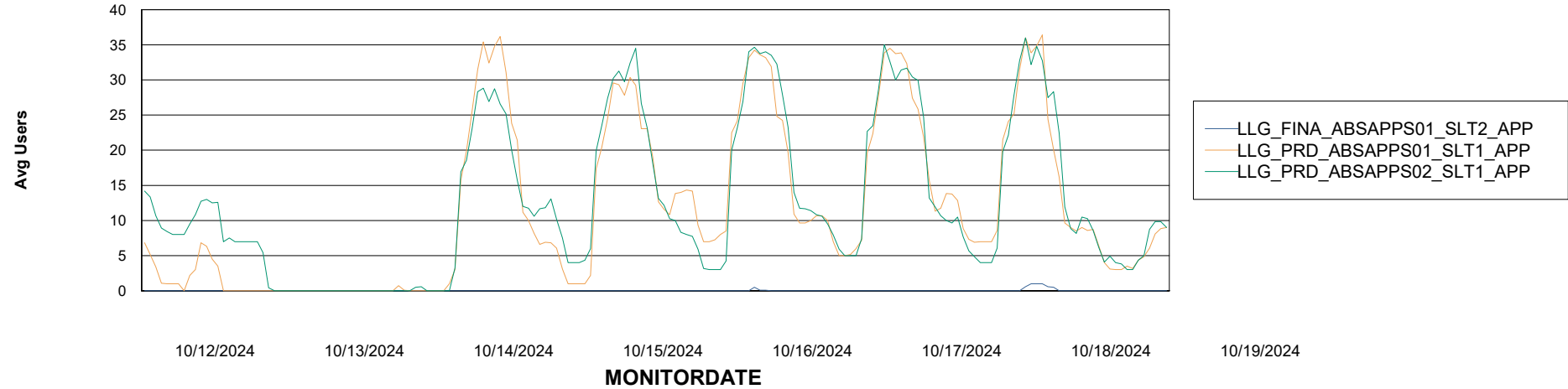


ABSSolute Application Server Services

Avg memory used per ABS Server Service



Avg users per day per ABS server



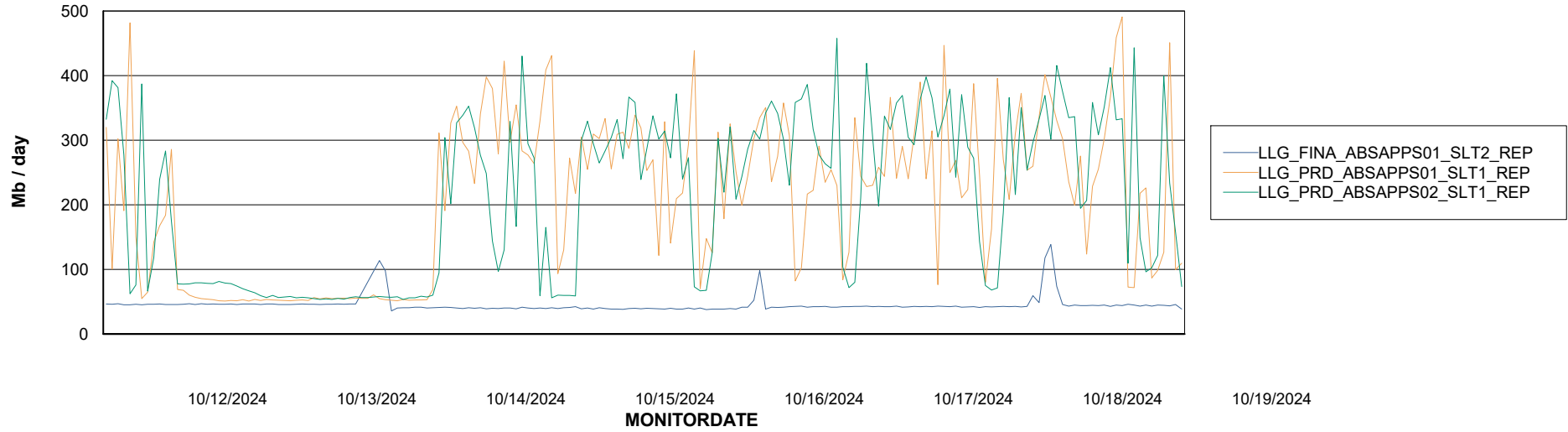
Weekly SLA Customer Report

Customer LLG_Production
Database ID 148



ABSSolute Application ReportServer Services

Avg memory used per ReportServer Service



Disaster per ABS component

